



MAYLINE[®]

Price List

Effective March 1, 2017



**ALL
PRODUCT SHIPS
*FREE
FREIGHT!**

*See Shipping and Freight Allowance Program in Terms & Conditions.

Mayline®

619 North Commerce Street • P.O. Box 728 • Sheboygan, WI 53081-0728
Ph. 800-822-8037 • (In Wisconsin, call 920-457-5537) • Fax: 920-457-7388
Web Site: www.mayline.com

Remittance Address: Mayline • PO Box 856548
• Minneapolis, MN 55485-6548

Terms

With approved credit, 1% 15 days from date of invoice or net 30 days. Cash discount applies against billing date and cannot be taken against freight charges. Past due accounts are subject to interest at the maximum rate permitted by law. Cash discount does not apply to credit card orders.

Pricing & Product Specifications Policy

This Price List is effective as of March 1, 2017. Please visit www.mayline.com for periodic updates to the pdf version. Prices and specifications are subject to change without notice. Pricing shall be based upon the price list in effect at the time the order is entered. Mayline reserves the right at any time to alter design, and to substitute materials and parts to a particular standard unit at time of shipment as may be necessary. In response to changing customer demands and to maintain the market appeal of our products, materials, color, fabric, finishes, etc. may be updated periodically and are subject to change without notice.

Taxes

All prices shown in this price book are exclusive of sales, use, excise and other applicable taxes and are the dealer/purchaser's responsibility per the invoice issued by Mayline. Resale and/or exemption certificates are required for the state in which the purchaser is located. In the event the Seller is not registered to collect sales tax in the state of the Purchaser, the Purchaser is required to remit any applicable sales tax to its state and local taxing authority.

How To Order

Send orders to the attention of Order Desk at orderdesk@mayline.com, and include quantity, model number and description for every item ordered. Include all finish options as appropriate. All orders will be confirmed via acknowledgement. It is the dealer's responsibility to review the confirmation to insure order accuracy. Laminate, paint, and edge colors can be viewed at www.mayline.com.

Changes, Cancellations and Custom Orders

All changes or cancellations to orders are subject to Mayline's approval. For standard product orders already in production, approved changes are subject to modification surcharges and approved cancellations are subject to invoicing for up to the full amount of products already in production and cancellation surcharges for remaining items.

In the event the customer requests a delay in shipment from the original scheduled ship date, storage charges for completed product may apply.

Because of the unique nature of e5™, Mobile Aisle™, 4-Post Shelving, all high-density filing products, Mailflow Systems® and upholstered seating orders, these product lines are, all NON-CANCELLABLE AND NON-RETURNABLE.

All custom orders for non-standard products are subject to minimum order quantities, upcharges and extended lead-times. Please contact Mayline for details. Custom orders are NON-CANCELLABLE AND NON-RETURNABLE. This also applies to all products not utilizing our standard corporate laminate program.

Custom Finishes

Requests for custom finishes are subject to approval by Mayline. Upcharges, minimum order quantities and extended lead-times may apply.

Custom Laminates: For non-standard, high-pressure laminates, a minimum order quantity (per laminate) of 5 units and a \$50 net/unit upcharge applies.

Custom Paints: For non-standard paint finishes, the order must have a minimum size of \$5,000 list. The upcharge is 10% of net, with a minimum order charge of \$400 net and maximum charge of \$2,000 net.

Shortages and Damage

Mayline will be responsible for filing claims, in their name, for damaged or lost freight and sending out replacement orders at NO CHARGE under the following conditions:

1. Product is shipped via a Mayline specified common carrier.
2. Noticeable damage to the carton or product, and/or missing product must be noted on the delivery receipt. Brief descriptions of the damage are also necessary, i.e. "two File Harbor cabinets damaged near top front, and one C-File carton punctured."
3. All product and packaging must be saved for 30 days to allow carrier to inspect or pick up.
4. The dealer must call Mayline at 1-800-822-8037 to report the damage or shortage situation to Customer Service.

For cases of concealed damage, Mayline will take responsibility for placing the freight claim under the following conditions:

1. Product is shipped via a Mayline specified common carrier.
2. Damage is reported to the carrier and Mayline within 7 calendar days of receipt.
3. Replacement orders will be sent.

If the dealer specifies their own carrier, they assume full responsibility for any freight claims. This includes collect and 3rd party billing shipments. Under these circumstances, replacement orders will be sent out at a charge.

Returns

All merchandise requested to be returned to the originating manufacturer must first be approved and issued a **Return Goods Authorization (RGA)** number. Please contact the Customer Service department for an authorized return goods number. All returned product must be packed in original cartoning, unused, and in sellable condition. Only product shipped from the originating manufacturer within the past 30 days may be returned. All product must be returned within 30 days of return authorization date or RGA will be cancelled. e5, Mobile Aisle, Upholstered Seating, 4-Post Shelving, all high-density filing products and Mailflow Systems products are considered custom and cannot be returned.

All authorized RGA>Returns will be assessed the following:

- 30% refurbishing charge will be applied on all authorized returns for merchandise received in resalable condition.
- Customer is required to make the shipping arrangements for the return and is responsible for all return freight costs.
- RGA>Returns will be debited the original freight cost that was incurred as part of the original sale, as it is now a voided sale of product.
- All items purchased from wholesale distribution must be returned through the wholesaler and not Mayline.

Products returned to Mayline without **Return Goods Authorization (RGA)** are assessed original freight charges and all return costs. RGA terms and guidelines are applied. In some instances a debit balance may be due from the dealer/wholesaler if costs exceed product amount.

Terms & Conditions (continued)

Customer's Own Material (C.O.M.)

For C.O.M. orders, please contact our Customer Service Department for details and restrictions for laminates and fabrics not provided by us. Refer to C.O.M. terms and conditions and the C.O.M. Order Form at the end of this Price List or contact customerservice@mayline.com.

*Shipping and Freight Allowance Program

All products ship via select common carrier f.o.b. shipping point (origin), with freight charges prepaid by Mayline. This is for dock-to-dock and small parcel shipments only. These terms apply to shipments within the 48 contiguous states. Any accessorial charges for lift gate, inside delivery, call-in-advance, etc., are the responsibility of the dealer.

If dealers are requesting shipments with a third party carrier or will-call, an extra 10% discount will be applied to the order and 3rd party account number will be required.

U.S.-based dealers shipping into Canada will pay all freight charges dock-to-dock and must also provide their own broker and pay any fees or associated taxes. As a result of the dealer paying the freight, third party bill only, they will be allowed an additional 10% discount off of their standard discount. If Mayline provides the carrier and broker, the dealer will be charged for exact freight charges, plus a \$75 broker fee and associated taxes.

All orders from **Gold dealers** will be covered under this policy regardless of order size. Purchase orders must reflect current list pricing with standard discount.

Orders from **Silver and Bronze dealers** will ship free on purchase orders of \$2,500 current list or more (reflecting current list pricing) with standard discount.

Orders less than \$2,500 current list will incur a \$75 fee for LTL shipments or \$15 for small parcel shipments.

Accessorial Charges

Requests for inside delivery and lift gate/tailgate services should be included on original purchase orders and are subject to approval by Mayline. A \$50 charge for inside delivery and \$50 for lift gate/tailgate will be added to the invoice. Pricing listed only covers shipments below 2000 lbs. Special services requested over 2000 lbs. need to be quoted. Additional charges may apply based on order volume. Contact Customer Service for a quote.

In the event that inside delivery and/or lift gate/tailgate services are unforeseen, but required to complete the delivery, both the dealer and Mayline must agree to these services and subsequent invoicing by Mayline of the charges described above.

Inside delivery is defined as when carrier moves all or part of a shipment to a position beyond the point directly accessible or immediately adjacent to the delivery vehicle.

If a consignee is responsible for causing a re-delivery, a \$50 charge will be invoiced.

Other special services will be billed at actual charges, including but not limited to:

- Storage
- Extra Labor
- Driver Assist
- Guaranteed Timekeeper Delivery
- Residential Zoned Delivery
- High Cost/Remote Region Delivery (i.e. New York City)

Trademarks

Aberdeen[®], C-File[®], Cohere[®], Communication Station[™], Commute[®], Corsica[®], Flip-N-Go[®], Gist[®], Mailflow Systems[®], Mayline[®], Maytrix[™], Napoli[®], Ranger[®], Santa Cruz[®], TechWorks[®] and Valore[®] are all registered trademarks of Safo[®] and Mayline[®]. An LDI Company.

ARC[™], CSII[™], e5[™], E*Lan[™], EVEN[™], Flip-N-File[™], Keep[™], Medina[™], Meeting Plus[™], Mercado[™], Mobile 1000[™], Mobile Aisle[™], Mobilizers[™], NetStart[™], Sync[™], Thesis[™], T-Mate[™], TransAction[™] and Ultimo[™] are unregistered trademarks of Safo[®] and Mayline[®]. An LDI Company.


All catalogs, images, drawings, price lists and other printed material are protected by copyright. All rights reserved.


© 2017 Mayline Company, LLC is a registered trademark of Mayline[®].

Warranty Information


Refer to inside back cover for our warranty details.


Key to the ICONS Used Throughout:


 = FAST Freight Program

 = 72-Hour Quick-Ship Program

 = Corporate Color Program

 = Product on GSA Schedule

 = GIZA/CAP

 = Intertek Green Leaf VOC+ Certified



What's New in This Price List – March 2017

Price Increase/Adjustments:

- This Price List is effective March 1, 2017, with pricing reflecting a weighted average 2.58% price increase on select product lines.
- This Price List supersedes the January 2015 Price List and also the September 2015 Price List Addendum.

Terms & Conditions:

- The charge for inside delivery has been reduced to \$50 (from \$75).
- The charge for lift gate / tailgate service has been reduced to \$50 (from \$100).
- Call Before Delivery service requests will now be done at no-charge.
- All other Terms & Conditions remain the same.

Fast Freight Delivery Program:

- We have switched from FedEx to UPS for smaller shipments including our FAST Freight delivery program.
 - If order placed by 9am CST, product will ship same day.
 - If order placed after 9am CST, product will ship the next day.
- Normal transit times will apply unless requested on order otherwise.

Limited Lifetime Warranty:

- Added specific product names to the limitations involving materials and components covered from the date of sale:
 - Ten Years: Seating controls, cylinders and wood seating components.
 - Five Years: All e5 product line, all fabric and leather seating upholstery, seating foam, seating armrests, chrome seating components, veneer finishes, and any shelving, cabinets or mobile systems and components that are either moving parts or controls and guides that are in contact with moving parts.
 - Three Years: 4-Post wire shelving and wire components, electrical components and casters.
 - ML-Series, E-Series, LT- Series and RGE-Series Height-Adjustable Tables:
 - 5 Years on motor; 10 Years on all parts.
 - XR-Series Height-Adjustable Tables: 7 Years on motor; 10 Years on all parts.

COM (Customer Own Material) Program updates:

- The COM Terms & Conditions and Order Form has been updated to reflect new product names that this program pertains to – otherwise no change.

Corporate Color Program has been updated with any additional finish options for all new products. Refer to page 3.

PRODUCT LINE UPDATES

Workspaces:

1. New EVEN™ Worktables and accessories product line added.
2. Enhancements to e5™ product line:
 - a. HPL and Whiteboard Tops.
 - b. 120° Pods.
 - c. e5 Standing-Height Square Table.
 - d. e5 Counter-Height Storage Cabinet.
 - e. e5 Banca Bench (soft seating).
3. Keep™ Modular Wall:
 - a. Keep Mobile Unit with monitor support option.
 - b. Cantilevered work surface available.
 - c. 90° and 120° Configurations available.
4. New SOHO (Small Office/Home Office) Collection.
5. New Ergo Trackless Keyboard (195TKLS).

Desks and Storage (Laminate and Veneer Casegoods):

1. Sterling Laminate line:
 - a. Added Height-Adjustable Bridges.
2. Medina Laminate line:
 - a. Added Straight Desks, Reception and Conference options.
 - b. Added Height-Adjustable Bridges.
 - c. Added Table Desk (available June 2017).
3. Aberdeen Laminate line:
 - a. Added Gray Steel Laminate option.
 - b. Added Table Desk (available June 2017).
4. Discontinued items:
 - a. Brighton line has been discontinued with limited quantities available.
 - b. Napoli Golden Cherry finish (GCH) has been discontinued.
 - c. Task Light (CSTK1) has been replaced with EZDP.

Tables:

1. New ML-Series Height-Adjustable Tables.
2. Flip-N-Go® Training Tables now available in Black and Silver legs.
 - a. Revised modesty panel and cable trough.
 - b. Expanded electrical options.
 - c. Edge-band Tops now available.
3. New Acoustical Panels for use on any Mayline height-adjustable table.
4. New Ergo Trackless Keyboard (195TKLS).
5. CSII (RSL Conference Table) – Slim-line leg and assemblies discontinued.

Seating:

1. New Thesis™ Seating (includes chairs and stools).
2. 3200X and Valoré® TSH1, TSH2 and TSH3 Seating now available in Silver Mesh backs.
3. Valoré Seating now available with Silver legs.
4. Living Chair - limited quantities available.
5. Escalate Seating now available in Black mesh, White plastic and any Momentum® fabric on the cushioned seat.
6. Mercado™ Guest Wood Seating – Now available with upholstery option.
7. Santa Cruz leather lounge is now available in White leather.
8. New Cosy™ Social Chair.

High-Density Storage:

1. New vinyl floor tiles available in choice of two complementary colors:
 - a. Antique Brown and Dark Gray tile.
2. Mobile Lite – Added additional 4-post shelving sizes and pullout drawers.

Technology Furniture:

1. TechWorks® product line expansion:
 - a. Additional sizes available on all benches and corners.
 - b. Organizer Frames – additional widths added to fit new Bench widths and Corners.
 - c. New 12"D Fixed Shelves in LPL, HPL and ESD laminates.
 - d. New Base Shelves to fit one side of all corner units.
 - e. Tables now available in 48", 60" and 72" Widths, and 30", 36" Depths.
 - f. Rectangle or Peninsula Tops with 3mm PVC on all sides.
 - g. New Overhead frame fabric panels and double-sided whiteboards.
 - h. Existing accessories modified to fit with new widths of benches.
 - i. 12 Typicals now available (4 new options: TW9, TW10, TW11, TW12).
 - j. New B/F (Box/File) Metal Pedestal – available as mobile, fixed or suspended.
 - i. Optional faux leather cushion (black only).
 - ii. Pedestal available in Black or Tech Silver.
2. New Height-Adjustable TechWorks Table.
3. New TechWorks Storage Center:
 - a. Unique and durable below-surface storage solution that perfectly integrates within a TechWorks benching run, as an endcap storage center or stand-alone option.
 - b. Refer to official product launch (January 2017) for details.

Drafting Furniture:

1. New Ranger® Split-Top Project table.

Contact Mayline Customer Care team with questions:

Phone: (800) 822-8037

E-Mail: customerservice@mayline.com

Mayline Corporate Color Program (Updated December 2016)



For many Mayline® product lines, an extensive standard Corporate Color Program is available. Look for this symbol throughout the Price List. Select product lines have limited finish options and are noted individually within each product section. For examples of standard finishes, please refer to the Mayline Corporate Color Chart or visit www.mayline.com.

Paints

Our standard paint offering is available on most Mayline products. Refer to ordering guidelines as some exceptions may apply.

Black	Hunter	Desert Sage	Pebble Gray	Cranberry	Textured Graphite
Medium Tone	Sand Beige	Warm White	Blue Medium	Navy	Textured Gray
Mist	White	Corporate Sand	Tech Silver	Putty	Textured Black

Note: Mailflow-to-Go® is available in Pebble Gray. Cohere® and e5™ are available in e5 Tech Silver, e5 Black, and e5 Furniture White only. Lateral files are available in Black, Medium Tone, Desert Sage and Mist paint options only.

High Pressure Laminates (Edge Colors)

All HPLs are available on the following product lines: Height-Adjustable tables, TransAction™, Cohere, TechWorks®, Maytrix™, CSII™, Meeting Plus™, Flip-N-Go®, Sync™, T-Mate, Bistro, Mailflow Systems®, e5 worksurfaces and ARC™ Rotary Tops. HPLs and edging combinations (shown in parenthesis below) are for the purpose of displaying our most popular combinations only.

- HPL and edging colors can be specified in any combination at time of order at no additional charge (refer to ordering guidelines by product as some exceptions may apply).
- Refer to Corporate Color Chart for other edge treatments available per product line.
- Upcharges, minimum order quantities and extended lead times may apply.

Designer White (Designer White)	Raven (Raven)	Fashion Gray (Ice Gray)	Classic Rock (Taupe)
Summer Suede (Light Brown)	Nebula Graphite (Black)	Windswept Pewter (Warm Gray)	Asian Sand (Taupe)
Cocoa (Medium Brown)	Pearwood (Black)	Maple (Black)	Crown Cherry (Black)
Biltmore Cherry (Brick)	Mahogany (Black)	Nebula Gray (Ice Gray)	Witchcraft (Black)
Columbian Walnut (Dark Brown)	Storm Gray Matrix (Black)	Asian Night (Black)	*Gray ESD (Black)

Note: *Gray ESD is only available on TechWorks and Maytrix product lines.

Thermally-Fused Laminates (Edge Colors)

All TFLs are available on the following product lines: Height-Adjustable tables, TechWorks, Maytrix, Meeting Plus, Flip-N-Go, Sync, T-Mate, Bistro and Mailflow Systems. Four standard edge colors: Ice Gray, Taupe, Warm Gray or Black. TFLs and edging combinations shown below are for the purpose of displaying our most popular combinations only. TFL and edging colors can be specified in any combination at the time of order at no additional charge (refer to ordering guidelines by product as some exceptions may apply).

Speckled Gray Matrix (Ice Gray)	Fog Gray (Warm Gray)	Ice Gray (Ice Gray)	Folkstone (Black)	Regal Mahogany (Black)
Birch (Taupe)	Cherry (Black)	Mocha (Black)	Anthracite (Black)	

Note: Mailflow-to-Go is only available in Birch with Ice Gray edging. eLan is only available in Ice Gray. Eastwinds product line is available in Anthracite and Medium Cherry only.

e5™ Workstations and Keep™ Modular Wall Thermally-Fused Laminates (TFLs)

Surfaces have PVC 2mm edge that matches the TFL color and is available in:

Cocoa	Summer Suede	Columbian Walnut
Biltmore Cherry	Raven	Designer White

Textile Programs

Privacy panels, fabric tack panels and decorative enhancements are offered in Guilford of Maine® fabrics. Commute®, Gist®, Valoré® seating and e5 cushions are offered in Momentum® fabrics. Refer to Corporate Color Chart for standard fabric options. Additional fabrics are available from:

- Guilford of Maine - www.guilfordofmaine.com
- Momentum - www.themomentumgroup.com

Quick-Ship fabric options for our seating upholstery program are: Expo Latte, Expo Oasis, Expo Sprout, Fuse Pepper, Origin Jet, and Canter Onyx Polyurethane.

Refer to Corporate Color Program for additional fabric, leathers, seating mesh back options, wood laminates and veneers, glass and acrylic enhancements. Contact Mayline Customer Service at 800-822-8037 or customerservice@mayline.com if questions.

TABLE OF CONTENTS

Page

WORKSPACES

e5™ Desking	GSA		8
e5™ Quick Ship	GSA		10
e5™ Idea Starters	GSA		14
e5™ Assemblies Tables, Storage & Components	GSA	GIZA/CAP	21
Keep™ Modular Wall	GSA	GIZA/CAP	50
Keep™ Mobile	GSA	GIZA/CAP	51
Keep™ Optional Components	GSA		52
Keep™ and Keep Mobile Idea Starters	GSA	GIZA/CAP	55
CSII™ Modular Desking	GSA	GIZA/CAP	58
CSII™ Lateral Files		GIZA/CAP	69
CSII™ Typicals		GIZA/CAP	74
Communication Station® Freestanding Worktables	GSA	GIZA/CAP	78
TransAction™ Workstations and Typicals	GSA	GIZA/CAP	79
EVEN™ Worktables			92
SOHO Furniture Collection by Mayline®			95
Eastwinds Computer Furniture			97

DESKS & STORAGE (CASEGOODS)

Sterling Laminate Series		GIZA/CAP	104
Medina™ Laminate Series		GIZA/CAP	114
Aberdeen® Laminate Series		GIZA/CAP	127
Brighton Laminate Series (<i>will be discontinued in 2017</i>)		GIZA/CAP	140
Corsica® Veneer Series		GIZA/CAP	150
Napoli® Veneer Series		GIZA/CAP	160
Sorrento Veneer Series		GIZA/CAP	170
Luminary Veneer Series		GIZA/CAP	180
Mira Veneer Series		GIZA/CAP	190
Power and Data Options/Grommet Options			199
Casegood Handle Options			200
Prestige Lounge		GIZA/CAP	201
Santa Cruz® Lounge		GIZA/CAP	201
Mercado™ Wood Guest Chairs		GIZA/CAP	202
Occasional Tables		GIZA/CAP	203

TABLES

Cohere™ Tables (Flip & Nest, Fixed Height, Pin Height)			206
Cohere™ Hospitality, Occasional, Conference Tables	GSA	GIZA/CAP	214
Height-Adjustable Tables	GSA	GIZA/CAP	218
ML-Series		GIZA/CAP	218
LT-Series		GIZA/CAP	220
E-Series		GIZA/CAP	221
XR-Series	GSA	GIZA/CAP	222
RGE-Series	GSA	GIZA/CAP	224
Synthetic Acoustical Privacy/Modesty Panels	GSA	GIZA/CAP	225

TABLE OF CONTENTS *continued*

Page

Meeting Plus™ Conference & Training Tables.....	GSA	GIZA/CAP	226
Sync™ Tables.....	GSA	GIZA/CAP	228
Flip-N-Go® Tables.....	GSA	GIZA/CAP	230
T-Mate™ Tables.....	GSA	GIZA/CAP	232
Training Table Power Options.....		GIZA/CAP	234
Transaction™ Conference & Media Tables.....	GSA	GIZA/CAP	235
Transaction™ Power & Telecom Options.....	GSA	GIZA/CAP	238
Ranger® Team Tables.....		GIZA/CAP	240
CSII™ Conference Tables.....	GSA	GIZA/CAP	241
Bistro Series Tables.....	GSA	GIZA/CAP	242
The Event Series Folding/Stacking Multi-Purpose Tables.....		GIZA/CAP	244
Conference/Training Room Accessories.....			245

SEATING

Thesis™ Training Chair.....			248
Living Chair.....		GIZA/CAP	249
Gist™ Series (Task, Desk).....		GIZA/CAP	250
Valoré® Series.....	GSA	GIZA/CAP	252
Commute™ Series.....	GSA	GIZA/CAP	254
Ultimo™ Leather Series.....	GSA	GIZA/CAP	255
Mercado™ Leather Series.....		GIZA/CAP	257
Comfort Series.....		GIZA/CAP	259
Big & Tall Options.....		GIZA/CAP	261
Multi-Task Stools.....		GIZA/CAP	262
Mercado™ Wood Guest Series.....		GIZA/CAP	263
Lounge Furniture.....		GIZA/CAP	264
Prestige Lounge.....		GIZA/CAP	264
Santa Cruz® Lounge.....		GIZA/CAP	264
Social Seating.....		GIZA/CAP	265
Cosy Social Chair.....			265
Bistro Series™ Café Seating.....			266
Valoré® Bistro Series.....		GIZA/CAP	266
Escalate Bistro Series.....		GIZA/CAP	266
Event Series Folding/Stacking Chairs.....		GIZA/CAP	267
e5™ Banca Soft Seating.....		GIZA/CAP	268

HIGH DENSITY STORAGE

Mobile Aisle 1000™.....	GSA		270
Complimentary Space Planning.....			272
Mobile Lite Typicals.....	GSA	GIZA/CAP	273
4-Post Shelving.....	GSA		275
4-Post Shelving on Kwik-Track.....	GSA	GIZA/CAP	289
The Security Shade.....	GSA		291
Heavy-Duty Shelving.....	GSA		291

WORKSPACES
DESKS & STORAGE
TABLES
SEATING
HIGH DENSITY STORAGE
MAIL ROOM FURNITURE
TECHNOLOGY FURNITURE
DRAFTING FURNITURE
ACCESSORIES
PRODUCT INDEX

TABLE OF CONTENTS *continued*

			Page
File Harbor Cabinets.....	GSA	GIZA/CAP	294
File Harbor Cabinets on Kwik-Track	GSA	GIZA/CAP	299
Forms/Storage Cabinets.....	GSA	GIZA/CAP	300
ARC™ Rotary Files.....	GSA	GIZA/CAP	304
Flip-N-File™ Cabinets		GIZA/CAP	310
Decorative Enhancements			311
Insertables®	GSA		313
Carts.....	GSA		314
Mobilizers™	GSA		314
Lateral Files.....	GSA		315
Lateral Files on Kwik-Track.....	GSA	GIZA/CAP	315

MAILROOM FURNITURE

Mailflow Systems®	GSA	GIZA/CAP	318
Mailflow-to-Go™	GSA		336

TECHNOLOGY FURNITURE

Techworks® Technical Furniture.....	GSA		340
Techworks® Storage Center	GSA		357
Maytrix® LAN Racking System	GSA		362
e*Lan™ Computer Racking Stations	GSA		368
Height™-Adjustable Media/Design Center	GSA	GIZA/CAP	369
S/E Cabinet.....	GSA	GIZA/CAP	370

DRAFTING FURNITURE

Ranger® Drawing Tables		GIZA/CAP	372
Ranger® Split-Top Project Table	GSA		373
Ranger® Team Tables / Light Tables		GIZA/CAP	374
Futur-Matic® Drawing Tables		GIZA/CAP	376
ProKits.....			376
Straightedges and Drawing Accessories	GSA		377
Vertical Hanging Files.....	GSA		380
Plan Files.....	GSA	GIZA/CAP	381

ERGONOMIC ACCESSORIES

Monitor Arms & Supports	GSA	GIZA/CAP	388
Keyboard Supports	GSA	GIZA/CAP	389
LED Task Lighting	GSA	GIZA/CAP	390

COM (Customer Owned Material)

COM Terms & Conditions / COM Order Form			391
---	--	--	-----

INDEX			393-429
--------------------	--	--	---------

WORKSPACES



e5™ Quick-Ship Program / Idea Starters
e5™ Assemblies, Components, Tables and Storage
Keep™ Modular Wall Systems
Keep™ Mobile Unit / Optional Components
Keep™ Idea Starters
CSII™ Desking, Lateral Files and Typicals
Transaction™ Desking & Conference
EVEN™ Worktables
SOHO (Small Office/Home Office) Collection
Eastwinds Computer Furniture

e5™ DESKING

e5's common-sense approach to building a workspace makes it easy to specify, easy to install, easy to power, easy to reconfigure and easy to afford. e5 can be used to furnish everything from private offices and open plan spaces to benching applications – all while promoting productivity and collaboration. The line is comprised of three basic elements: worksurfaces, storage, and power/data solutions. Soft Seating options also available.

Worksurfaces:

The e5 series offers three shapes of worksurfaces – rectangles, trapezoids, and hatchets. The thickness of surfaces is 1-1/8" pressed wood particle board with thermally fused laminate on both sides, then finished with a 2 mm thick, color-matched PVC edge.

New HPL option on horizontal e5 surfaces now available. To order worksurface in an HPL of your choice add the letter "H" to any of the **complete assemblies** pages 21-29. For example: EZ4824HLL. An additional \$50 per worksurface will be added to the list price. Surfaces will have the choice of Mayline standard coordinating 3mm edgeband. Special requests for matching 3mm edgeband if available will require a 10 top minimum order and additional charges may apply as well as additional lead time.

For ease of specification and ordering, the e5 worksurfaces and supports have been set up as complete assemblies with one model number including modesty panel options.

Storage:

e5 offers many types of storage units including:

- Layered height storage
- Surface height cabinets
- Mobile and surface-supporting pedestals
- Freestanding wardrobes and bookcases
- Overhead storage units

All storage units are constructed using thermally-fused laminate and are supported by painted steel legs 1 7/8" high with adjustable levelers (except mobile pedestals). All storage units ship fully assembled except for the legs which are field installed. All storage units feature finished backs. Wood-grain pattern runs vertically on cabinet fronts, sides and backs, and runs side-to-side on horizontal surfaces. Optional seat cushions are offered for layered height storage units and mobile pedestals.

Power and Data:

e5 delivers convenient power and data connections via its patent-pending Technology Beltway and Technology Wall. All connection points are within arm's reach from a seated position. e5 offers preconfigured power kits that make it extremely easy to specify and install. New surface power kits available for e5 standing height tables and 120 degree workstations.

e5 Banca Soft Seating:

Transform any zone into a collaborative workspace with e5 Banca Soft Seating (refer to end of seating section for more details).

Finish Options:

e5 elements are made from Thermally Fused Laminate in six colors with matching edgebanding. The TFL colors available are Summer Suede, Biltmore Cherry, Cocoa, Designer White, Columbian Walnut and Raven.

HPL options now available on horizontal worksurfaces.

Steel parts such as legs and beltways are available in 3 powder coat paint colors: White, Black and Silver.

Door and drawer pulls are standard in silver color and design shown only.

Fabrics for mobile pedestal and cabinet cushions as well as tackboards are part of the Mayline/Momentum textile program. For COM fabrics see order form at the back or the price list for guidelines.

e5 overhead storage cabinet doors are offered in the following glass options: Frosted (standard); or colored glass doors in Azure (Blue), Silk (Beige), Willow (Yellow) or Black. View in Mayline photo gallery.

Safety and Sustainability:

e5 casegoods and worksurfaces have passed safety performance requirements as outlined in BIFMA X5.9-2004 Storage Units and BIFMA X5.5-2008 Desk/Table Products criteria.

Mayline continues to develop products with the environment in mind. e5 has met Intertek Greenleaf VOC+ indoor air quality criteria which conform to the ANSI/BIFMA Furniture Emissions Standards (M7.1 X7.1.2011) for Office Furniture Systems and Components emission criteria and ANSI/BIFMA e3-2011e (Credits 7.6.1 and 7.6.2) for Office Furniture Systems and Components.

All wood core used in the manufacture of e5 is CARB Phase II compliant as required.

HELPFUL HINTS WHEN SPECIFYING e5™

Mayline's e5 desking line was designed to be easy to specify. The following diagrams will assist you in the steps in designing spaces for private offices to open plan desking areas. Components, when rearranged, work in a variety of office settings offering a uniform and coordinated look throughout the entire office.

PLAN YOUR SPACE – With the assistance of the Mayline Spaceplanning Department and the e5 on-line planning survey or self-specifying tools such as GIZA and CAP design libraries, it's easy to plan your space based on room dimensions and end-user requirements. Complete assemblies have been configured so only one model number has to be ordered comprised of (1) worksurface, surface supports, and undersurface surface channel for maximum unit stability.

CHOOSE FROM THE FOLLOWING TWO OPTIONS:

1 PRIVATE OFFICE ENVIRONMENT

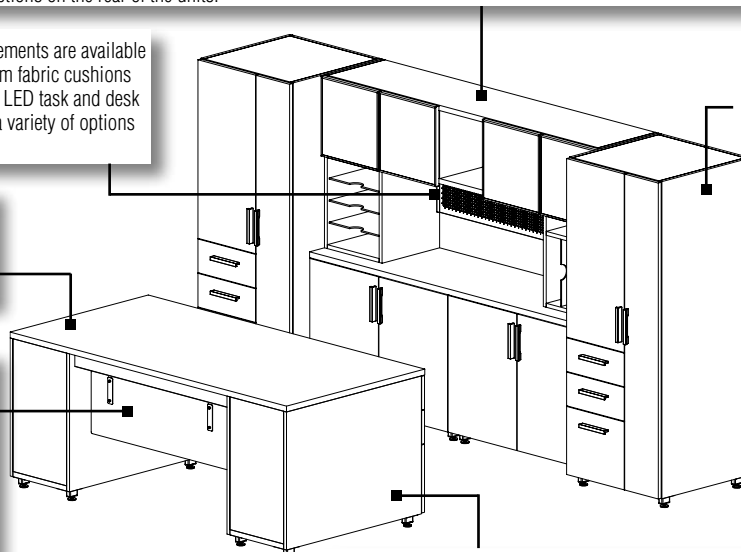
ABOVE SURFACE STORAGE – Mayline e5 has a number of overhead storage options for private office and open plan. Traditional overhead cabinets with a choice of open fronts, sliding acrylic marker board, or frosted glass or laminate hinged doors can be wall mounted or surface supported. Overhead units can also be mounted on the technology beltway or wall for additional storage or privacy with tackboard or dry erase board options on the rear of the units.

ACCESSORIES – e5 optional elements are available to personalize each workstation. From fabric cushions and tackboards to support modules, LED task and desk lighting and monitor arms, there is a variety of options for meeting most needs.

WORKSURFACE – Choose from three shapes (rectangular, hatchet or tapered) in a variety of sizes.

PRIVACY SCREENS & MODESTY PANELS – 12.5" modesty panels are available in matching TFL or frosted acrylic. When ordering a complete assembly of worksurface and supports, a modesty panel can be chosen by adding ML or MA to the assembly as a suffix.

Frosted acrylic privacy panels provide above surface face-to-face space division. They provide limited privacy and are not designed for sound masking.



BELOW WORKSURFACE, SURFACE HEIGHT STORAGE & FREESTANDING STORAGE

A wide selection of conventional storage options are available with a variety of opening combinations. Below worksurface cabinets can double as a support mechanism creating a layered look and saving space in smaller footprint situations. Mobile pedestals, lateral files, bookcases, wardrobes and sliding and hinged door cabinets are available to fill all storage.

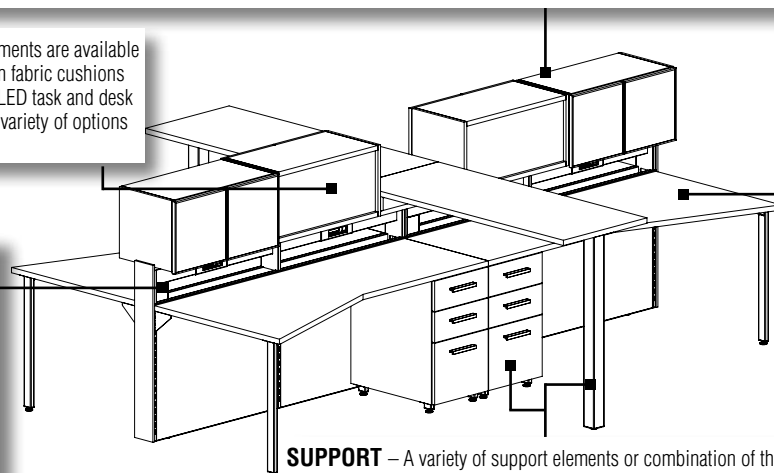
SUPPORT – A variety of support elements or combination of these options are available to give your environment the look and structure you require. Choose from standard height legs, full end panels or support pedestals for traditional worksurface support. Short legs and combinations of short and standard legs offer a unique layered look when combined with storage elements.

2 OPEN PLAN ENVIRONMENT

ABOVE SURFACE STORAGE – Mayline e5 has a number of overhead storage options for private office and open plan. Traditional overhead cabinets with a choice of open fronts, sliding acrylic marker board, or frosted glass or laminate hinged doors can be wall mounted or surface supported. Overhead units can also be mounted on the technology beltway or wall for additional storage or privacy with tackboard or dry erase board options on the rear of the units.

ACCESSORIES – e5 optional elements are available to personalize each workstation. From fabric cushions and tackboards to support modules, LED task and desk lighting and monitor arms, there is a variety of options for meeting most needs.

POWER & DATA – Via e5's patent pending technology beltway or technology wall, power and data can be carried to the user at seated height. These units are easy to specify using preconfigured power kits and easy to install by simply dropping into the proper space in the beltway or wall. 4-circuit hardwire or single circuit plug-in systems are available.



WORKSURFACE – Choose from three shapes (rectangular, hatchet or tapered) in a variety of sizes.

SUPPORT – A variety of support elements or combination of these options are available to give your environment the look and structure you require. Choose from standard height legs, full end panels or support pedestals for traditional worksurface support. Short legs and combinations of short and standard legs offer a unique layered look when combined with storage elements.

e5™ QUICK-SHIP PROGRAM TYPICALS

GSA



QUICK-SHIP

Select e5 Typicals are now in stock and ready to ship within 3 business days. Choose from the following 16 Typicals.

PROGRAM GUIDELINES

- Designer White surfaces.
- Choice of White or Raven storage elements.
- Up to 3 Typicals maximum per order, per day.
- No additional color selections available. Product substitutions not allowed.



E5K1 configuration using long leg kit provided.

e5K1 Furniture Components

Consists of:

QTY.	DESCRIPTION	DIMENSIONS
1	Desk	60"W x 24"D x 29 1/2"H
1	Wall Mount Hutch	30"W x 15"D x 15"H
1	Mobile Pedestal	15 1/2"W x 24"D x 23"H

E5K1**LIST PRICE: \$1717**

E5K1 configuration using long leg kit provided.



E5K2 configuration using long leg kit provided.

e5K2 Furniture Components

Consists of:

QTY.	DESCRIPTION	DIMENSIONS
1	Desk*	60"W x 24"D x 29 1/2"H
1	Wall Mount Hutch	30"W x 15"D x 15"H
1	Open Storage Cabinet	30"W x 18"D x 21 3/4"H

E5K2**LIST PRICE: \$2022**

E5K2 configuration using long and short leg kit provided.



E5K3 configuration using long and short leg kit provided.

e5K3 Furniture Components

Consists of:

QTY.	DESCRIPTION	DIMENSIONS
1	Desk*	60"W x 24"D x 29 1/2"H
1	Open Storage Cabinet	30"W x 18"D x 21 3/4"H
1	Mobile Pedestal	15 1/2"W x 24"D x 23"H

E5K3**LIST PRICE: \$2216**

E5K3 configuration using long leg kit provided.



E5K4 configuration using long leg kit provided.

e5K4 Furniture Components

Consists of:

QTY.	DESCRIPTION	DIMENSIONS
1	Desk*	60"W x 24"D x 29 1/2"H
1	Wall Mount Hutch	30"W x 15"D x 15"H
1	Lateral File	30"W x 18"D x 21 3/4"H

E5K4**LIST PRICE: \$2332**

E5K4 configuration using long and short leg kit provided.

e5™ QUICK-SHIP PROGRAM TYPICALS



E5K5 configuration using long and short leg kit provided.

e5K5 Furniture Components

Consists of:

QTY.	DESCRIPTION	DIMENSIONS
1	Desk*	60"W x 24"D x 29 1/2"H
1	Lateral File	30"W x 18"D x 21 3/4"H
1	Mobile Pedestal	15 1/2"W x 24"D x 23"H

E5K5 LIST PRICE: \$2526



E5K5 configuration using long leg kit provided.



E5K6 configuration using long and short leg kit provided.

e5K6 Furniture Components

Consists of:

QTY.	DESCRIPTION	DIMENSIONS
1	Desk*	60"W x 24"D x 29 1/2"H
2	Wall Mount Hutches	30"W x 15"D x 15"H
1	Open Storage Cabinet	30"W x 18"D x 21 3/4"H

E5K6 LIST PRICE: \$2448



E5K6 configuration using long leg kit provided.



E5K7 configuration using long and short leg kit provided.

e5K7 Furniture Components

Consists of:

QTY.	DESCRIPTION	DIMENSIONS
1	Desk*	60"W x 24"D x 29 1/2"H
1	Open Storage Cabinet	30"W x 18"D x 21 3/4"H
1	Lateral File	30"W x 18"D x 21 3/4"H

E5K7 LIST PRICE: \$2592



E5K7 configuration using long leg kit provided.



E5K8 configuration using long and short leg kit provided.

e5K8 Furniture Components

Consists of:

QTY.	DESCRIPTION	DIMENSIONS
1	Desk*	60"W x 24"D x 29 1/2"H
1	Wall Mount Hutch	30"W x 15"D x 15"H
1	Open Storage Cabinet	30"W x 18"D x 21 3/4"H
1	Mobile Pedestal	15 1/2"W x 24"D x 23"H

E5K8 LIST PRICE: \$2642



E5K8 configuration using long leg kit provided.



E5K9 configuration using long and short leg kit provided.

e5K9 Furniture Components

Consists of:

QTY.	DESCRIPTION	DIMENSIONS
1	Desk*	60"W x 24"D x 29 1/2"H
2	Wall Mount Hutch	30"W x 15"D x 15"H
1	Lateral File	30"W x 18"D x 21 3/4"H

E5K9 LIST PRICE: \$2758



E5K9 configuration using long leg kit provided.



E5K10 configuration using long leg kit provided.

e5K10 Furniture Components

Consists of:

QTY.	DESCRIPTION	DIMENSIONS
1	Desk*	60"W x 24"D x 29 1/2"H
1	Wall Mount Hutch	30"W x 15"D x 15"H
1	Lateral File	30"W x 18"D x 21 3/4"H
1	Mobile Pedestal	15 1/2"W x 24"D x 23"H

E5K10 LIST PRICE: \$2952



E5K10 configuration using long and short leg kit provided.

* NOTE: Desk has 4 Standard and 2 Short Legs.

e5™ QUICK-SHIP PROGRAM TYPICALS



E5K11 configuration using long and short leg kit provided.

e5K11 Furniture Components

Consists of:

QTY.	DESCRIPTION	DIMENSIONS
1	Desk*	60"W x 24"D x 29 1/2"H
1	Wall Mount Hutch	30"W x 15"D x 15"H
1	Open Storage Cabinet	30"W x 18"D x 21 3/4"H
1	Lateral File	30"W x 18"D x 21 3/4"H

E5K11**LIST PRICE: \$3018**

E5K11 configuration using long and short leg kit provided.



E5K12 configuration using long and short leg kit provided.

e5K12 Furniture Components

Consists of:

QTY.	DESCRIPTION	DIMENSIONS
1	Desk*	60"W x 24"D x 29 1/2"H
2	Wall Mount Hutch	30"W x 15"D x 15"H
1	Open Storage Cabinet	30"W x 18"D x 21 3/4"H
1	Mobile Pedestal	15 1/2"W x 24"D x 23"H

E5K12**LIST PRICE: \$3068**

E5K12 configuration using long leg kit provided.



E5K13 configuration using long and short leg kit provided.

e5K13 Furniture Components

Consists of:

QTY.	DESCRIPTION	DIMENSIONS
1	Desk*	60"W x 24"D x 29 1/2"H
1	Open Storage Cabinet	30"W x 18"D x 21 3/4"H
1	Lateral File	30"W x 18"D x 21 3/4"H
1	Mobile Pedestal	15 1/2"W x 24"D x 23"H

E5K13**LIST PRICE: \$3212**

E5K13 configuration using long leg kit provided.



E5K14 configuration using long leg kit provided.

e5K14 Furniture Components

Consists of:

QTY.	DESCRIPTION	DIMENSIONS
1	Desk*	60"W x 24"D x 29 1/2"H
2	Wall Mount Hutch	30"W x 15"D x 15"H
1	Lateral File	30"W x 18"D x 21 3/4"H
1	Mobile Pedestal	15 1/2"W x 24"D x 23"H

E5K14**LIST PRICE: \$3378**

E5K14 configuration using long and short leg kit provided.



E5K15 configuration using long leg kit provided.

e5K15 Furniture Components

Consists of:

QTY.	DESCRIPTION	DIMENSIONS
1	Desk*	60"W x 24"D x 29 1/2"H
2	Wall Mount Hutch	30"W x 15"D x 15"H
1	Open Storage Cabinet	30"W x 18"D x 21 3/4"H
1	Lateral File	30"W x 18"D x 21 3/4"H

E5K15**LIST PRICE: \$3444**

E5K15 configuration using long and short leg kit provided.



E5K16 configuration using long leg kit provided.

e5K16 Furniture Components

Consists of:

QTY.	DESCRIPTION	DIMENSIONS
1	Desk*	60"W x 24"D x 29 1/2"H
2	Wall Mount Hutch	30"W x 15"D x 15"H
1	Open Storage Cabinet	30"W x 18"D x 21 3/4"H
1	Lateral File	30"W x 18"D x 21 3/4"H
1	Mobile Pedestal	15 1/2"W x 24"D x 23"H

E5K16**LIST PRICE: \$4064**

E5K16 configuration using long and short leg kit provided.

* NOTE: Desk has 4 Standard and 2 Short Legs.

e5™ QUICK-SHIP PROGRAM – PICK 3 OR MORE COMPONENTS

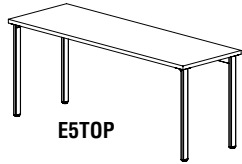
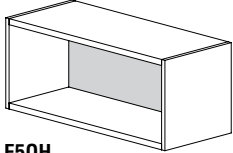

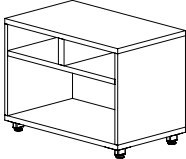
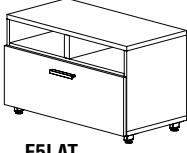


Select 3 or more e5 components from the list below and they will ship within 3 business days.
An ideal way to create an endless number of unique workstation configurations.

PROGRAM GUIDELINES

- Designer White (5AGZ) and Raven (5AHB) Laminates – mix and match your surface and storage components in these 2 finishes.
- Up to 12 pieces maximum per order, per day.
- Each order must contain a minimum of 3 Furniture Components.


FURNITURE COMPONENTS

	Model No.	Description	Dimensions	Wt.	List Price
 <p>E5TOP</p>	E5TOP	Desk with 4 Standard & 2 Short Legs	60"W x 24"D x 29 1/2"H	99#	\$730
	E50H	Wall Mount Hutch	30"W x 15"D x 15"H	47#	\$426
	E5PED	Mobile Pedestal	15 1/2"W x 24"D x 23"H	82#	\$620
	E5OPEN	Open Storage Cabinet	30"W x 18"D x 21 3/4"H	53#	\$686
	E5LAT	Lateral File	30"W x 18"D x 21 3/4"H	124#	\$996
 <p>E50H</p>	 <p>E5PED</p>	 <p>E5OPEN</p>	 <p>E5LAT</p>		

e5™ QUICK-SHIP PROGRAM OPTIONAL ACCESSORIES

Commute® Chair and Seat Cushions for Mobile Pedestals available in Expo Sprout (EST) or Fuse Pepper (FPP) upholstery.

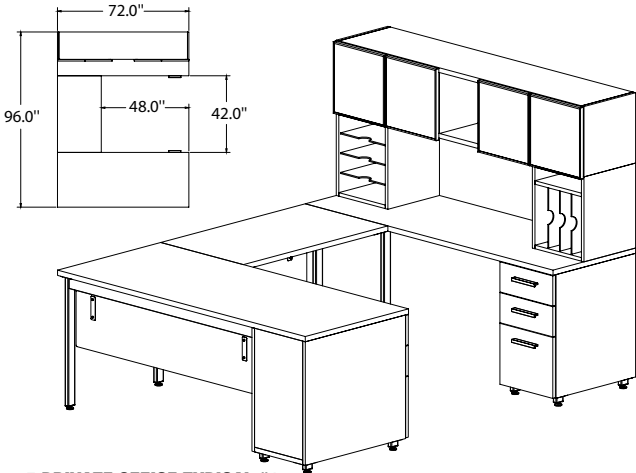
OPTIONAL ACCESSORIES

	Model No.	Description	Dimensions	Wt.	List Price
 <p>C1BB2</p>	EZSC30	Seat Cushion for Open Storage/Lateral	29"W x 17"D x 2"H	3.5#	\$297
	EZSC15	Seat Cushion for Mobile Pedestal	15 1/2"W x 23"D x 2"H	3#	\$277
	C1BB2	Commute Task Seating	25"W x 23 to 25"D x 41 to 45"H	46#	\$790

e5™ IDEA STARTERS – NOT AVAILABLE ON QUICK-SHIP PROGRAM



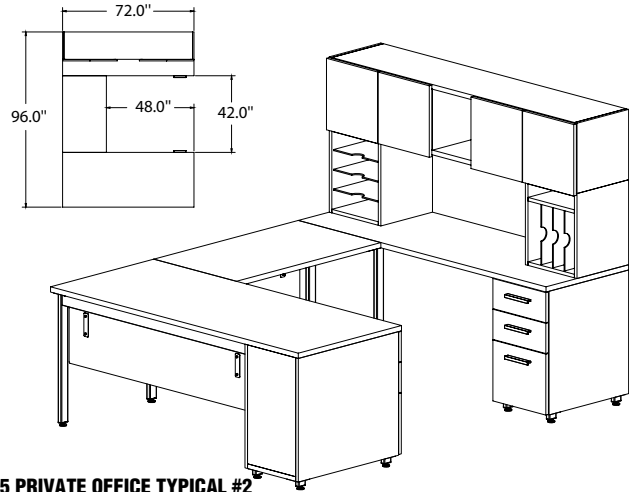
• Must order by component level.



e5 PRIVATE OFFICE TYPICAL #1

Consists of:			
QTY.	MODEL NO.	DESCRIPTION	LIST PRICE EACH
1	EZ7230LBMA	72" x 30" Top with BBF Pedestal (Left) with Acrylic Modesty Panel	\$2057
1	EZ4224RRMA	42" Bridge with Acrylic Modesty Panel	\$809
1	EZ7224LB	72" x 24" Top with BBF Pedestal (Left)	\$1420
1	EZSM18H	Support Modules/Horizontal	\$437
1	EZSM18V	Support Modules/Vertical	\$437
1	EZH72F	72" Overhead Cabinet with Frosted Glass Doors	\$1392

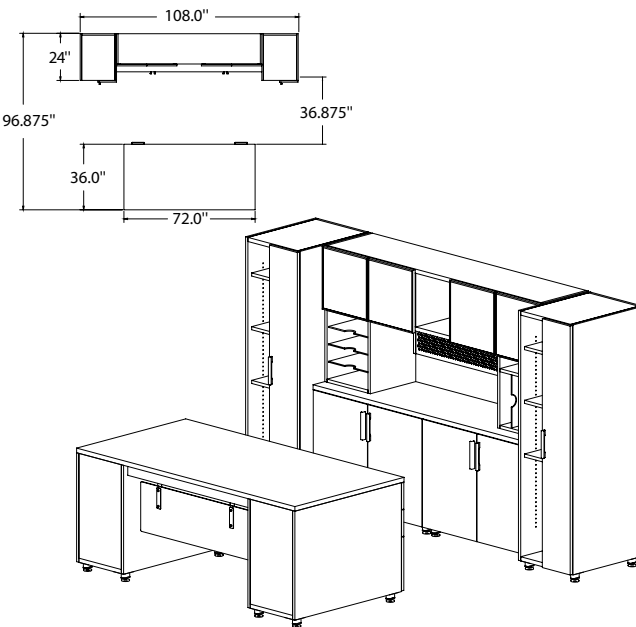
TOTAL: \$6552



e5 PRIVATE OFFICE TYPICAL #2

Consists of:			
QTY.	MODEL NO.	DESCRIPTION	LIST PRICE EACH
1	EZ7230LBMA	72" x 30" Top with BBF Pedestal (Left) with Acrylic Modesty Panel	\$2057
1	EZ4224RRMA	42" Bridge with Acrylic Modesty Panel	\$809
1	EZ7224LB	72" x 24" Top with BBF Pedestal (Left)	\$1420
1	EZSM18H	Support Modules/Horizontal	\$437
1	EZSM18V	Support Modules/Vertical	\$437
1	EZH72L	72" Overhead Cabinet with Laminate Doors	\$1045

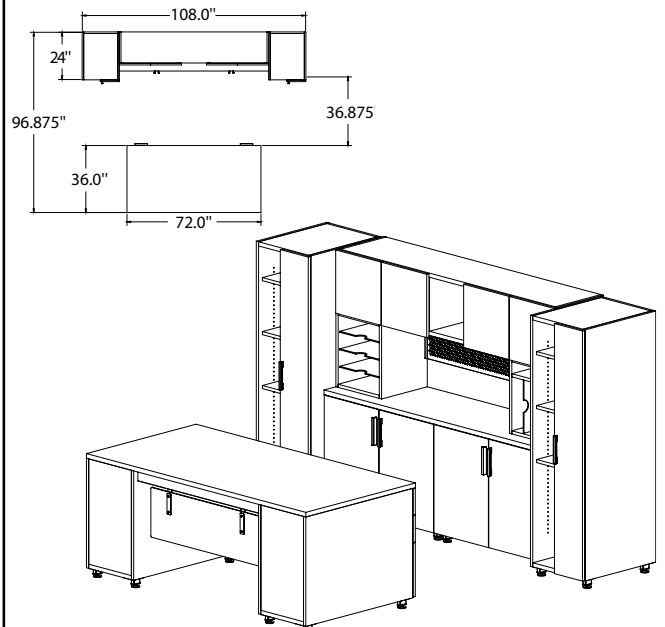
TOTAL: \$6205



e5 PRIVATE OFFICE TYPICAL #3

Consists of:			
QTY.	MODEL NO.	DESCRIPTION	LIST PRICE EACH
1	EZ7236BBMA	72" x 36" Double Pedestal BBF Desk with Acrylic Modesty Panel	\$2667
1	EZH72F	72" Overhead Cabinet with Frosted Glass Doors	\$1392
1	EZSM18H	Support Modules/Horizontal	\$437
1	EZSM18V	Support Modules/Vertical	\$437
1	EZTM42	TAK/MAG Tackboard	\$585
1	EZ7228L	72" Laminate Hinged Door Cabinet	\$2300
2	EZWTC62	62" Compact Wardrobe	\$1543

TOTAL: \$10904



e5 PRIVATE OFFICE TYPICAL #4

Consists of:			
QTY.	MODEL NO.	DESCRIPTION	LIST PRICE EACH
1	EZ7236BBMA	72" x 36" Double Pedestal BBF Desk with Acrylic Modesty Panel	\$2667
1	EZH72L	72" Overhead Cabinet with Laminate Doors	\$1045
1	EZSM18H	Support Modules/Horizontal	\$437
1	EZSM18V	Support Modules/Vertical	\$437
1	EZTM42	TAK/MAG Tackboard	\$585
1	EZ7228L	72" Laminate Hinged Door Cabinet	\$2300
2	EZWTC62	62" Compact Wardrobe	\$1543

TOTAL: \$10557

DESKS & STORAGE

TABLES

SEATING

HIGH DENSITY STORAGE

MAILROOM FURNITURE

TECHNOLOGY FURNITURE

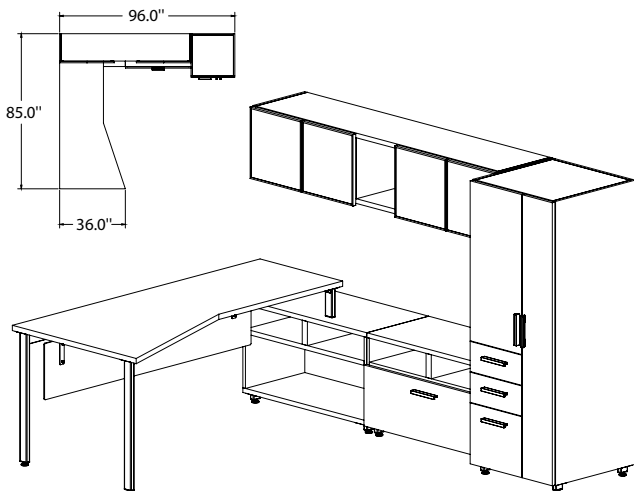
DRAFTING FURNITURE

ACCESSORIES

PRODUCT INDEX

e5™ IDEA STARTERS – NOT AVAILABLE ON QUICK-SHIP PROGRAM

• Must order by component level.

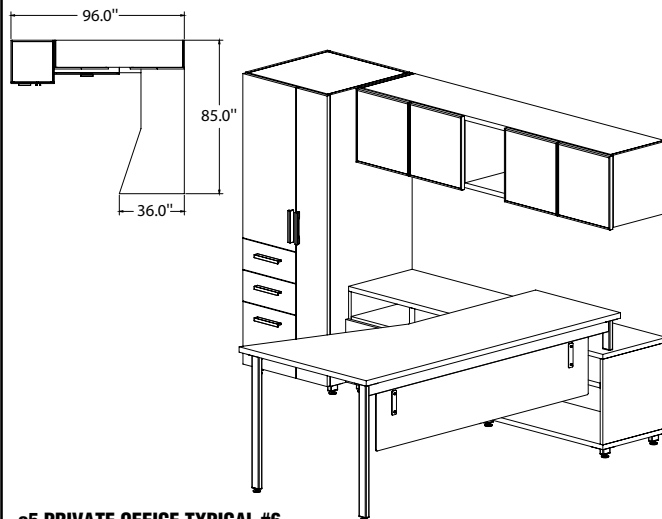


e5 PRIVATE OFFICE TYPICAL #5

Consists of:

QTY.	MODEL NO.	DESCRIPTION	LIST PRICE EACH
1	EZHL7224LSMA	72" Left-Handed Hatchet with Acrylic Modesty Panel	\$1459
1	EZH72F	72" Overhead Cabinet with Frosted Glass Doors	\$1392
1	EZWT62	62" Wardrobe	\$2159
1	EZ3623	36" x 23" Open Top/Open Bottom Cabinet	\$763
1	EZ3623F	36" x 23" Open Top/Lateral Drawer Cabinet	\$1081

TOTAL: \$6854

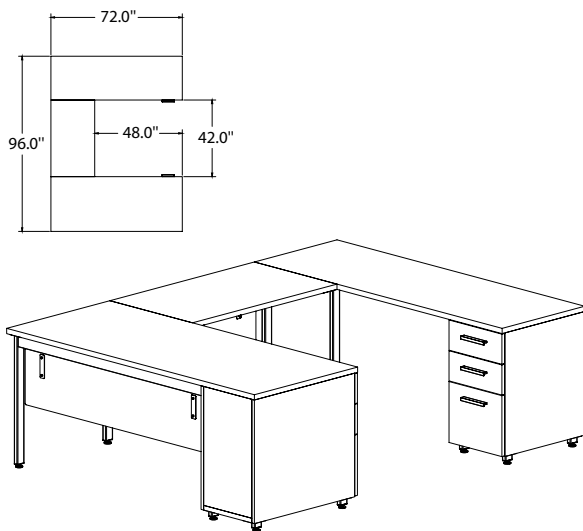


e5 PRIVATE OFFICE TYPICAL #6

Consists of:

QTY.	MODEL NO.	DESCRIPTION	LIST PRICE EACH
1	EZHR7224LSMA	72" Right-Handed Hatchet with Acrylic Modesty Panel	\$1459
1	EZH72F	72" Overhead Cabinet with Frosted Glass Doors	\$1392
1	EZWT62	62" Wardrobe	\$2159
1	EZ3623	36" x 23" Open Top/Open Bottom Cabinet	\$763
1	EZ3623F	36" x 23" Open Top/Lateral Drawer Cabinet	\$1081

TOTAL: \$6854

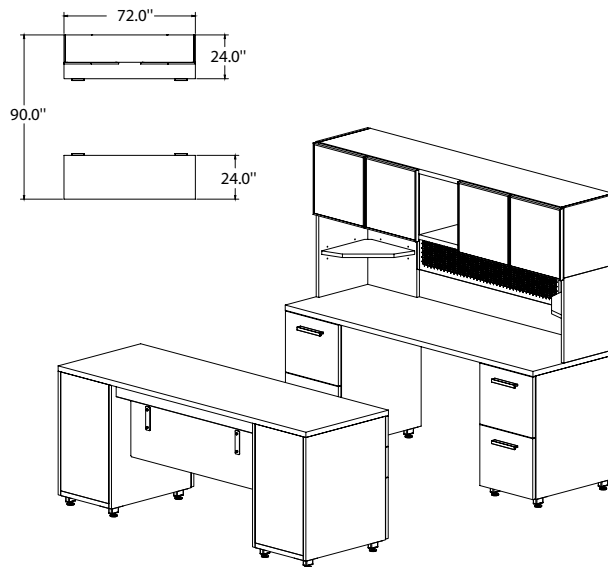


e5 PRIVATE OFFICE TYPICAL #7

Consists of:

QTY.	MODEL NO.	DESCRIPTION	LIST PRICE EACH
1	EZ7230LBMA	72" x 30" Top with BBF Pedestal (Left) with Acrylic Modesty Panel	\$2057
1	EZ4224RRMA	42" Bridge with Acrylic Modesty Panel	\$809
1	EZ7224LB	72" x 24" Top with BBF Pedestal (Left)	\$1420

TOTAL: \$4286



e5 PRIVATE OFFICE TYPICAL #8

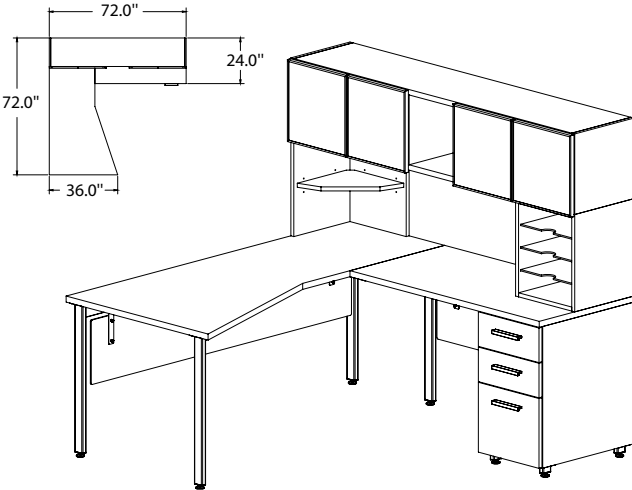
Consists of:

QTY.	MODEL NO.	DESCRIPTION	LIST PRICE EACH
1	EZ7230BBMA	72" x 30" Desk with 2 BBF Pedestals with Acrylic Modesty Panel	\$2587
1	EZ7224FF	72" x 24" Credenza Top with 2 FF Pedestals	\$2040
1	EZTM42	TAK/MAG Tackboard	\$585
1	EZH72F	72" Overhead Cabinet with Frosted Glass Doors	\$1392
2	EZCS	Corner Support for Overhead Cabinet	\$314

TOTAL: \$7232

e5™ IDEA STARTERS – NOT AVAILABLE ON QUICK-SHIP PROGRAM

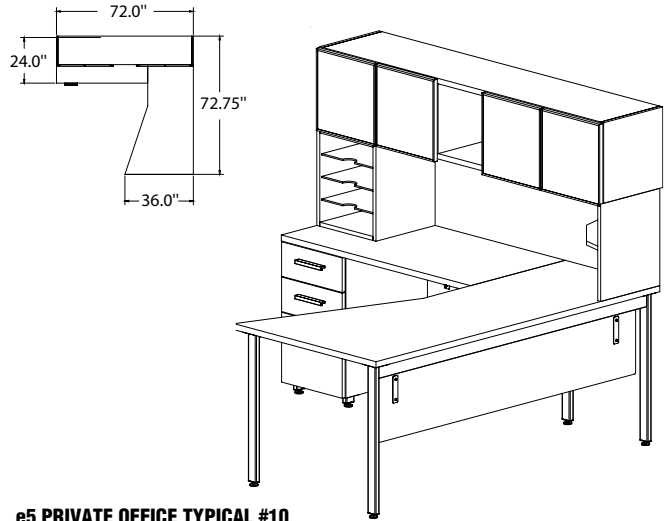
• Must order by component level.



e5 PRIVATE OFFICE TYPICAL #9

Consists of:			
QTY.	MODEL NO.	DESCRIPTION	LIST PRICE EACH
1	EZHL7224LLMA	72" x 24" Left-Handed Hatchet Desk with Acrylic Modesty Panel	\$1489
1	EZ4824RBMA	48" x 24" Return with BBF Pedestal	\$1578
1	EZH72F	72" Overhead Cabinet with Frosted Glass Doors	\$1392
1	EZCS	Corner Support for Overhead Cabinet	\$314
1	EZSM18H	Support Modules/Horizontal	\$437

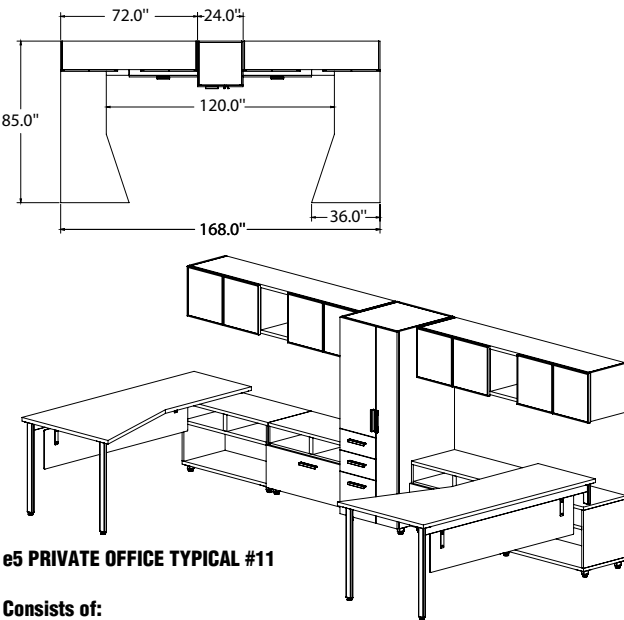
TOTAL: \$5210



e5 PRIVATE OFFICE TYPICAL #10

Consists of:			
QTY.	MODEL NO.	DESCRIPTION	LIST PRICE EACH
1	EZHR7224LLMA	72" x 24" Right-Handed Hatchet Desk with Acrylic Modesty Panel	\$1489
1	EZ4824RBMA	48" x 24" Return with BBF Pedestal	\$1578
1	EZH72F	72" Overhead Cabinet with Frosted Glass Doors	\$1392
1	EZCS	Corner Support for Overhead Cabinet	\$314
1	EZSM18H	Support Modules/Horizontal	\$437

TOTAL: \$5210

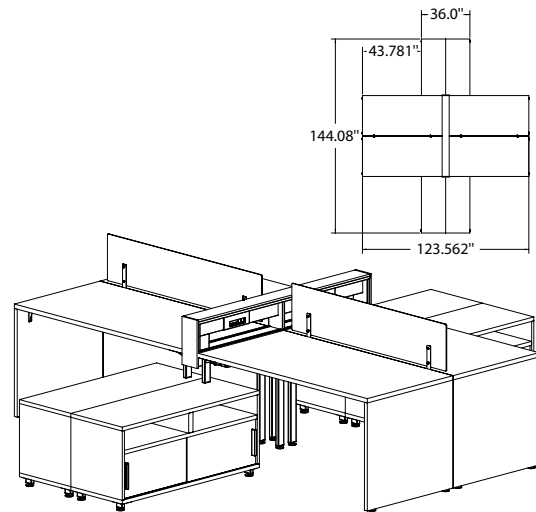


e5 PRIVATE OFFICE TYPICAL #11

Consists of:			
QTY.	MODEL NO.	DESCRIPTION	LIST PRICE EACH
1	EZHL7224LSMA	72" x 24" Left-Handed Hatchet Desk with Acrylic Modesty Panel	\$1459
1	EZHR7224LSMA	72" x 24" Right-Handed Hatchet Desk with Acrylic Modesty Panel	\$1459
2	EZ3623	36" x 23" Open Top/Open Bottom Cabinet	\$763
2	EZ3623F	36" x 23" Open Top/Lateral Drawer Cabinet	\$1081
2	EZH72F	72" Overhead Cabinet with Frosted Glass Doors/Wall Mount	\$1392
1	EZWT62	62" Wardrobe	\$2159

TOTAL: \$11549

NOTE: Single-Circuit Power provided.



e5 PERSONAL WORKSTATION TYPICAL #12

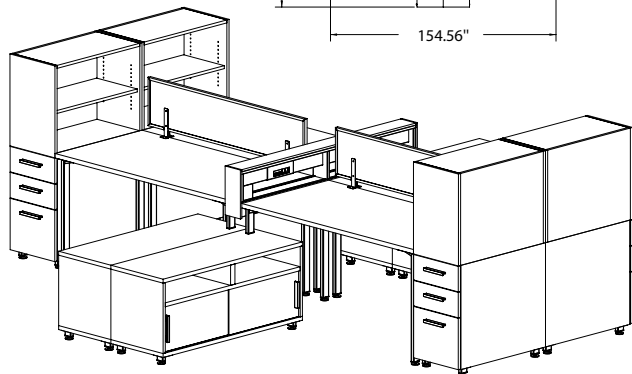
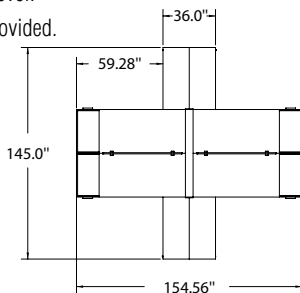
Consists of:			
QTY.	MODEL NO.	DESCRIPTION	LIST PRICE EACH
4	EZEP6030C	60" x 30" with End Panel	\$727
2	EZAPP54	54" Acrylic Privacy Panels	\$396
4	EZ4823S	48" x 23" Open Top/Sliding Door Bottom Cabinet	\$971
1	EZTB60PS	60" Technology Beltway, Single-Circuit System	\$1698

TOTAL: \$9282

e5™ IDEA STARTERS – NOT AVAILABLE ON QUICK-SHIP PROGRAM

• Must order by component level.

NOTE: Single-Circuit Power provided.



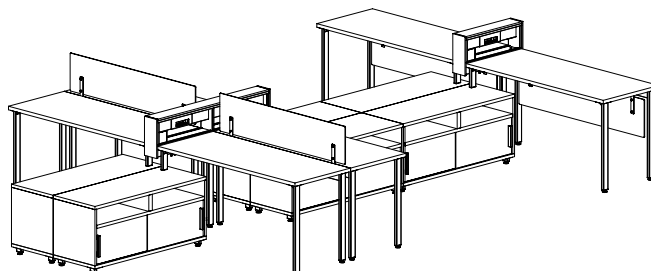
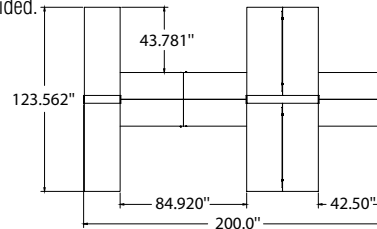
e5 PERSONAL WORKSTATION TYPICAL #14

Consists of:

QTY.	MODEL NO.	DESCRIPTION	LIST PRICE EACH
4	EZ6030LC	60" x 30" with Legs	\$665
2	EZAPP54	54" Acrylic Privacy Panels	\$396
4	EZ4823S	48" x 23" Open Top/Sliding Door Bottom Cabinet	\$971
1	EZTB60PS	60" Technology Beltway, Single-Circuit Starter	\$1698
4	EZP30BBF	30"D BBF Pedestal	\$931
4	EZBC3023	30"W Bookcase Adder	\$542

TOTAL: \$14926

NOTE: 4-Circuit Power provided.



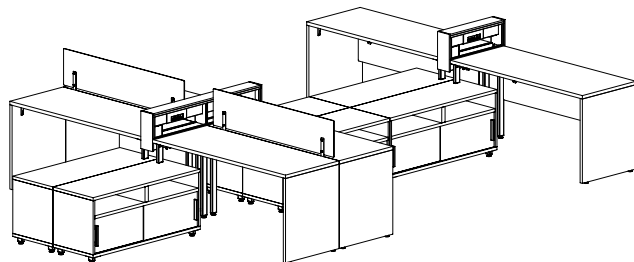
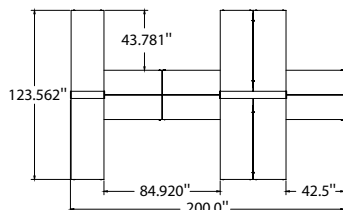
e5 PERSONAL WORKSTATION TYPICAL #15

Consists of:

QTY.	MODEL NO.	DESCRIPTION	LIST PRICE EACH
4	EZ6024LC	60" x 24" with Long/Short Legs	\$658
2	EZ6024LCMA	60" x 24" with Long/Short Legs	\$1272
2	EZAPP54	54" Acrylic Privacy Panels	\$396
6	EZ4823S	48" x 23" Open Top/Sliding Door Bottom Cabinet	\$971
1	EZTB48HS	48" Technology Beltway, 4-Circuit Starter	\$1636
1	EZTB24HA	24" Technology Beltway, 4-Circuit Adder	\$1118
1	EZEC206	206"L Interconnecting Cable	\$398

TOTAL: \$14946

NOTE: 4-Circuit Power provided.



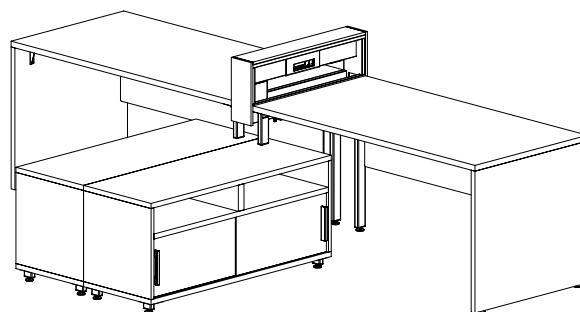
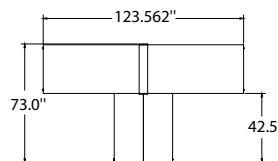
e5 PERSONAL WORKSTATION TYPICAL #16

Consists of:

QTY.	MODEL NO.	DESCRIPTION	LIST PRICE EACH
4	EZEP6024C	60" x 24" with End Panels	\$674
2	EZEP6024CMA	60" x 24" with End Panels	\$1286
2	EZAPP54	54" Acrylic Privacy Panels	\$396
6	EZ4823S	48" x 23" Open Top/Sliding Door Bottom Cabinet	\$971
1	EZTB48HS	48" Technology Beltway (4-Circuit Starter)	\$1636
1	EZTB24HA	24" Technology Beltway (4-Circuit Adder)	\$1118
1	EZEC206	206"L Interconnecting Cable	\$398

TOTAL: \$15038

NOTE: Single-Circuit Power provided.



e5 PERSONAL WORKSTATION TYPICAL #17

Consists of:


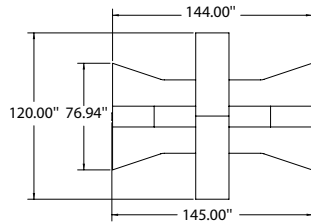
QTY.	MODEL NO.	DESCRIPTION	LIST PRICE EACH
2	EZEP6030CMA	60" x 30" with Legs	\$1338
2	EZ4823S	48" x 23" Open Top/Sliding Door Bottom Cabinet	\$971
1	EZTB30PS	30" Technology Beltway, Single-Circuit Starter	\$1315

TOTAL: \$5933

e5™ IDEA STARTERS – NOT AVAILABLE ON QUICK-SHIP PROGRAM

• Must order by component level.

NOTE: 4-Circuit Power provided.



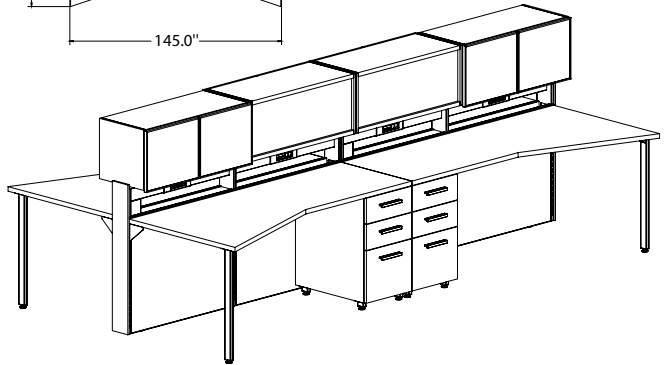
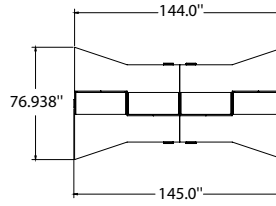
e5 BENCHING TYPICAL #18A

Consists of:

QTY.	MODEL NO.	DESCRIPTION	LIST PRICE EACH
2	EZHL7224KB	72" x 24" Left-Hand Hatchets with BBF Pedestal Support/Cantilevered Bracket/1 Long Leg	\$1467
2	EZHR7224KB	72" x 24" Right-Hand Hatchets with BBF Pedestal Support/Cantilevered Bracket/1 Long Leg	\$1467
1	EZP6024D	Double-sided Standing Height Peninsula Table	\$1251
4	EZH30S	30" Overhead Cabinets with Sliding Doors	\$626
1	EZTW72HS	Technology Wall, 4-Circuit Starter	\$2849
1	EZTW72HA	Technology Wall, 4-Circuit Adder	\$2692

TOTAL: \$15164

NOTE: 4-Circuit Power provided.



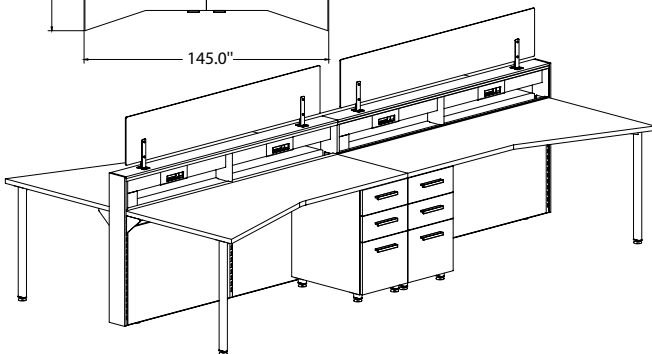
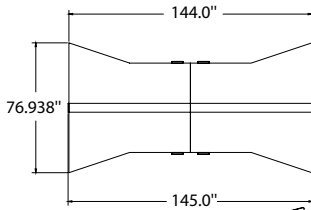
e5 BENCHING TYPICAL #19

Consists of:

QTY.	MODEL NO.	DESCRIPTION	LIST PRICE EACH
2	EZHL7224KB	72" x 24" Left-Hand Hatchets with BBF Pedestal Support/Cantilevered Bracket/1 Long Leg	\$1467
2	EZHR7224KB	72" x 24" Right-Hand Hatchets with BBF Pedestal Support/Cantilevered Bracket/1 Long Leg	\$1467
4	EZH36F	36" Overhead Cabinets with Frosted Glass Doors	\$791
1	EZTW72HS	Technology Wall, 4-Circuit Starter	\$2849
1	EZTW72HA	Technology Wall, 4-Circuit Adder	\$2692

TOTAL: \$14573

NOTE: 4-Circuit Power provided.



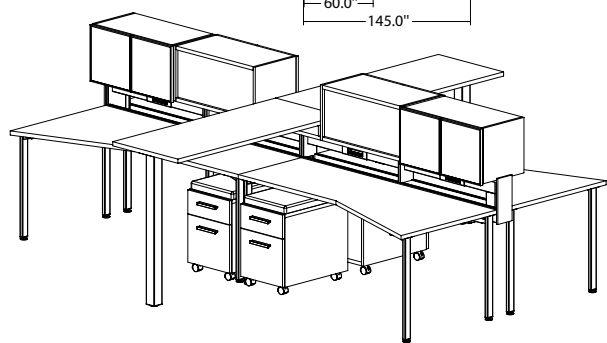
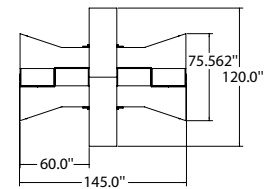
e5 BENCHING TYPICAL #20

Consists of:

QTY.	MODEL NO.	DESCRIPTION	LIST PRICE EACH
2	EZHL7224KB	72" x 24" Left-Hand Hatchets with BBF Pedestal Support/Cantilevered Bracket/1 Long Leg	\$1467
2	EZHR7224KB	72" x 24" Right-Hand Hatchets with BBF Pedestal Support/Cantilevered Bracket/1 Long Leg	\$1467
1	EZTW72HS	Technology Wall, 4-Circuit Starter	\$2849
1	EZTW72HA	Technology Wall, 4-Circuit Adder	\$2692
2	EZASP66	66" Acrylic Privacy Panel	\$448

TOTAL: \$12305

NOTE: 4-Circuit Power provided.



e5 BENCHING TYPICAL #21

Consists of:

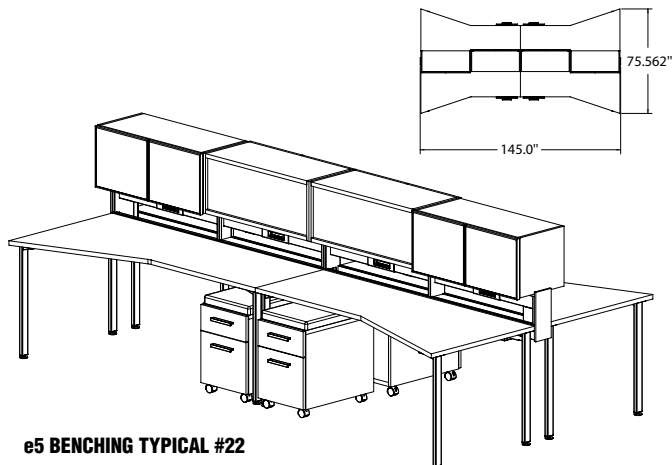
QTY.	MODEL NO.	DESCRIPTION	LIST PRICE EACH
2	EZHL7224LL	72" x 24" Left-Hand Hatchets with 1 Long Leg	\$870
2	EZHR7224LL	72" x 24" Right-Hand Hatchets with 1 Long Leg	\$870
1	EZP6024D	Double-sided Standing Height Peninsula Table	\$1251
4	EZH30F	30" Overhead Cabinets with Frosted Glass Doors	\$750
4	EZPM24BF	Mobile Pedestal	\$620
4	EZSC15	Upholstered Cushion	\$277
1	EZTB72HS	Technology Beltway, 4-Circuit Starter	\$1820
1	EZTB72HA	Technology Beltway, 4-Circuit Adder	\$1664

TOTAL: \$14803

e5™ IDEA STARTERS – NOT AVAILABLE ON QUICK-SHIP PROGRAM

• Must order by component level.

NOTE: 4-Circuit Power provided.



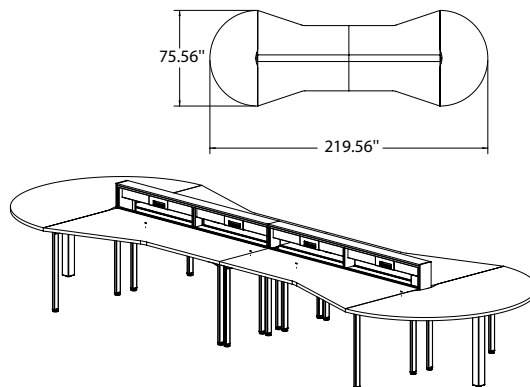
e5 BENCHING TYPICAL #22

Consists of:

QTY.	MODEL NO.	DESCRIPTION	LIST PRICE EACH
2	EZHL7224LL	72" x 24" Left-Hand Hatchets with 1 Long Leg	\$870
2	EZHR7224LL	72" x 24" Right-Hand Hatchets with 1 Long Leg	\$870
4	EZH36F	36" Overhead Cabinets with Frosted Glass Doors	\$791
4	EZPM24BF	Mobile Pedestal	\$620
4	EZSC15	Upholstered Cushion	\$277
1	EZTB72HS	Technology Beltway, 4-Circuit Starter	\$1820
1	EZTB72HA	Technology Beltway, 4-Circuit Adder	\$1664

TOTAL: \$13716

NOTE: 4-Circuit Power provided.



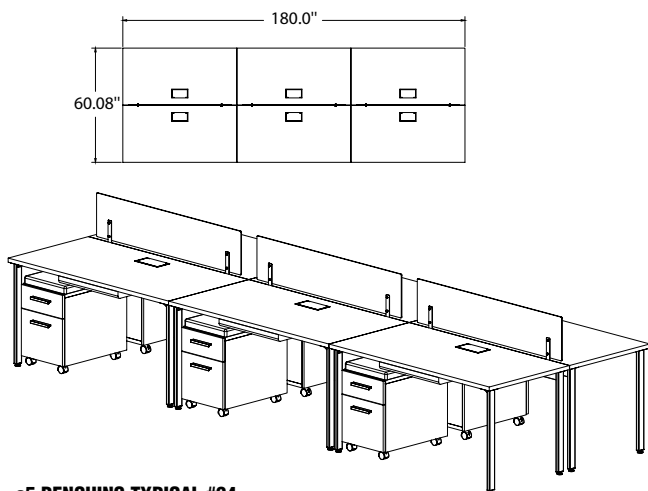
e5 BENCHING TYPICAL #23A

Consists of:

QTY.	MODEL NO.	DESCRIPTION	LIST PRICE EACH
2	EZHL7224LL	72" x 24" Left-Hand Hatchets with 1 Long Leg	\$870
2	EZHR7224LL	72" x 24" Right-Hand Hatchets with 1 Long Leg	\$870
1	EZTB72HS	Technology Beltway, 4-Circuit Starter	\$1820
1	EZTB72HA	Technology Beltway, 4-Circuit Adder	\$1664
1	EZHR76	Half Round Table Kit for back-to-back Tables with Beltway	\$856

TOTAL: \$7820

NOTE: Single-Circuit Power provided.



e5 BENCHING TYPICAL #24

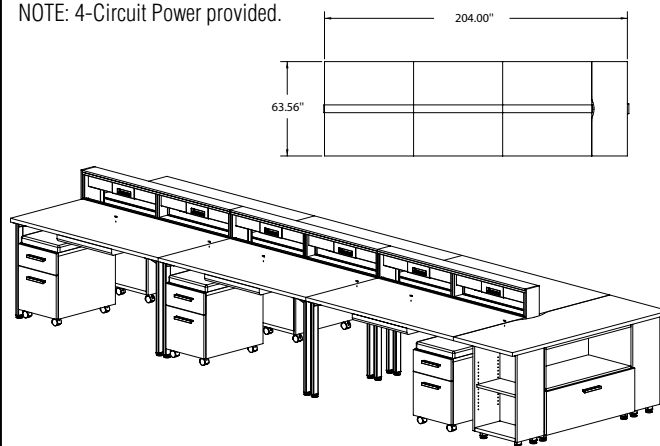
Consists of:

QTY.	MODEL NO.	DESCRIPTION	LIST PRICE EACH
6	EZ6030LL	60" x 30" Tops with Long Legs	\$676
6	EZPM24BF	Mobile Pedestals	\$620
6	EZSC15*	Cushions	\$277
3	EZAPP54	Privacy Screens	\$396
6	19400	Pencil Drawers	\$96
1	ECS	72", Single-Circuit Infeed	\$280
6	EC60FS	60" Table Power Kit	\$569

TOTAL: \$14691

*Grade Two fabric only on cushions when part of this Typical.

NOTE: 4-Circuit Power provided.



e5 BENCHING TYPICAL #25A

Consists of:

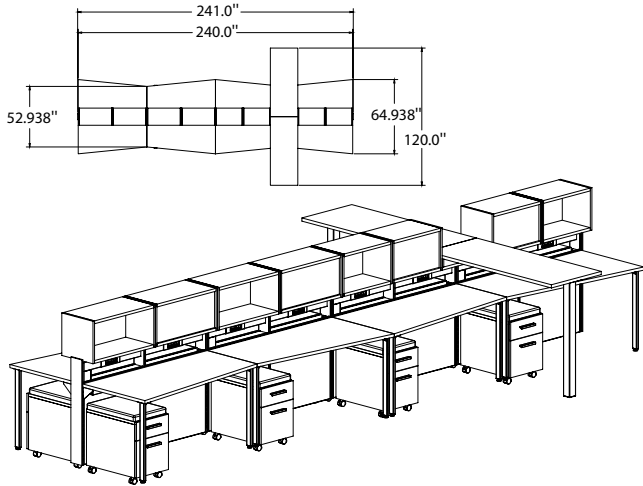
QTY.	MODEL NO.	DESCRIPTION	LIST PRICE EACH
6	EZ6030LL	60" x 30" Tops with Long Legs	\$676
6	EZPM24BF	Mobile Pedestals	\$620
6	EZSC15*	Cushions	\$277
6	19400	Pencil Drawers	\$96
1	EZTB60HS	Technology Beltway, 4-Circuit Starter	\$1725
2	EZTB60HA	Technology Beltway, 4-Circuit Adder	\$1559
1	EZR64	Productivity Top for back-to-back Tables with Beltway	\$480
1	EZ3628FNT	Open Top/Lateral File Bottom Cabinet	\$1232
2	EZFC18	End Cabinet Book Shelf	\$562

TOTAL: \$17663

*Grade Two fabric only on cushions when part of this Typical.

e5™ IDEA STARTERS – NOT AVAILABLE ON QUICK-SHIP PROGRAM

• Must order by component level.
NOTE: 4-Circuit Power provided.



e5 BENCHING TYPICAL #26

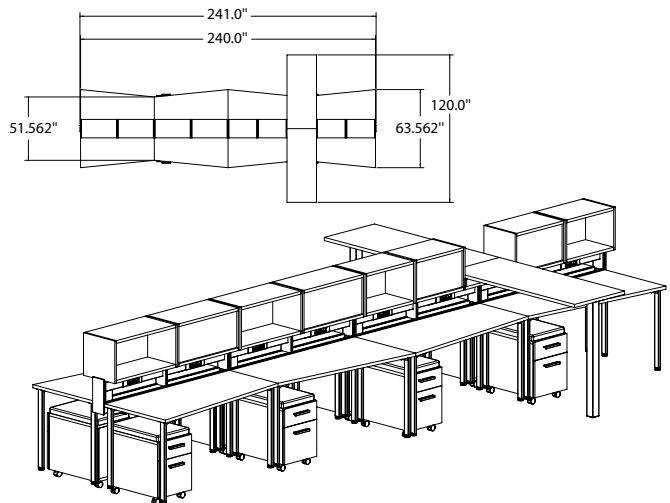
Consists of:

QTY.	MODEL NO.	DESCRIPTION	LIST PRICE EACH
4	EZTL60LW	60"L Tapered Worksurface/Left-Handed/Cantilevered	\$596
4	EZTR60LW	60"L Tapered Worksurface/Right-Handed/Cantilevered	\$596
2	EZP6024	Standing Height Peninsula Tables	\$648
8	EZPM24BF	Mobile Pedestal	\$620
8	EZSC15*	Seat Cushion for Mobile Pedestal	\$277
4	EZH30	30" Overhead Cabinet	\$426
4	EZH24	24" Overhead Cabinet	\$391
1	EZTW60HS	Technology Wall, 4-Circuit Starter	\$2658
3	EZTW60HA	Technology Wall, 4-Circuit Adder	\$2492

TOTAL: \$26642

*Grade Two fabric only on cushions when part of this Typical.

NOTE: 4-Circuit Power provided.



e5 BENCHING TYPICAL #27

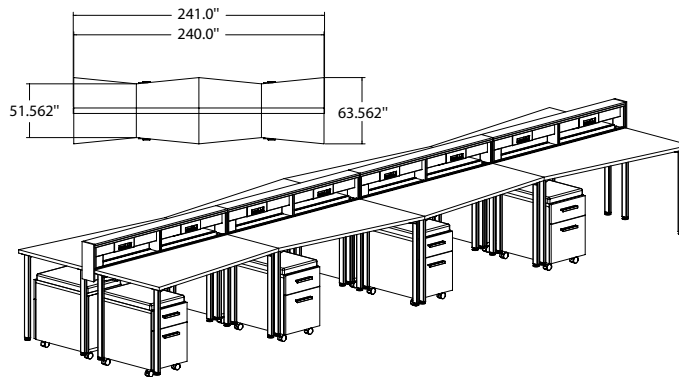
Consists of:

QTY.	MODEL NO.	DESCRIPTION	LIST PRICE EACH
4	EZTL60LL	60"L Tapered Worksurface/Left-Handed	\$713
4	EZTR60LL	60"L Tapered Worksurface/Right-Handed	\$713
2	EZP6024	Standing Height Peninsula Tables	\$648
8	EZPM24BF	Mobile Pedestal	\$620
8	EZSC15*	Seat Cushion for Mobile Pedestal	\$277
4	EZH30	30" Overhead Cabinet	\$426
4	EZH24	24" Overhead Cabinet	\$391
1	EZTB60HS	Technology Beltway, 4-Circuit Starter	\$1725
3	EZTB60HA	Technology Beltway, 4-Circuit Adder	\$1559

TOTAL: \$23846

*Grade Two fabric only on cushions when part of this Typical.

NOTE: 4-Circuit Power provided.



e5 BENCHING TYPICAL #28

Consists of:

QTY.	MODEL NO.	DESCRIPTION	LIST PRICE EACH
4	EZTL60LL	60"L Tapered Worksurface/Left-Handed	\$713
4	EZTR60LL	60"L Tapered Worksurface/Right-Handed	\$713
8	EZPM24BF	Mobile Pedestal	\$620
8	EZSC15*	Seat Cushion for Mobile Pedestal	\$277
1	EZTB60HS	Technology Beltway, 4-Circuit Starter	\$1725
3	EZTB60HA	Technology Beltway, 4-Circuit Adder	\$1559

TOTAL: \$19282

*Grade Two fabric only on cushions when part of this Typical.

e5™ WORKSURFACES AND SUPPORTS – COMPLETE ASSEMBLIES

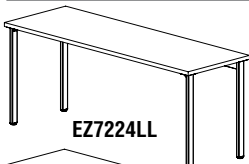
Make specifying easy; choose an assembly that is ordered with one model number complete.

- 1-1/8" Thermally Fused Laminate worksurfaces available in 6 colors with matching 2mm PVC edging – refer to the TFL Finish Options on page 8.
- All e5 worksurfaces in complete assemblies are available in HPL options. Add "H" after the size in the model no., i.e. EZ4824HLL and add \$50 list.
- **Legs available in White, Black and Silver. Specify paint color.**
- Assemblies consist of a worksurface, support, surface support channel, and optional modesty panels.
- All assemblies include hardware and installation instructions.
- Optional modesty panels are available in frosted acrylic or laminate with attachment hardware included.
- Short legs are intended to be used with Layered Height Storage Cabinets.

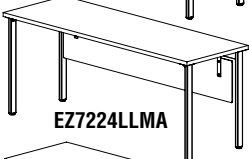


Intertek

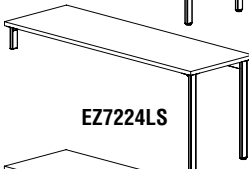
RECTANGULAR SURFACE/LEG SUPPORT ASSEMBLIES



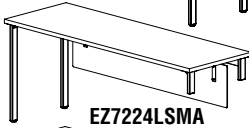
EZ7224LL



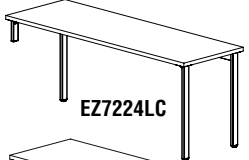
EZ7224LLMA



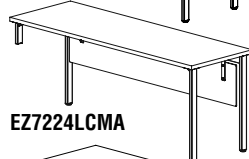
EZ7224LS



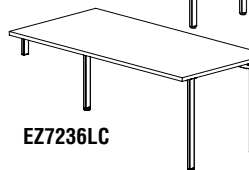
EZ7224LSMA



EZ7224LC



EZ7224LCMA

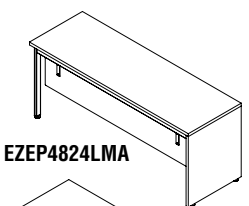


EZ7236LC

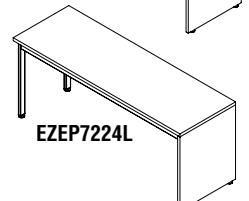
Model No.	Dimensions	List Price	Laminate Modesty Panel (+ML)	Acrylic Modesty Panel (+MA)
Surface/4 Standard Legs				
EZ4824LL	48"W x 24"D x 29 1/2"H	\$638	\$965	\$1085
EZ6024LL	60"W x 24"D x 29 1/2"H	\$670	\$1031	\$1282
EZ7224LL	72"W x 24"D x 29 1/2"H	\$710	\$1083	\$1347
EZ4830LL	48"W x 30"D x 29 1/2"H	\$645	\$971	\$1091
EZ6030LL	60"W x 30"D x 29 1/2"H	\$676	\$1038	\$1121
EZ7230LL	72"W x 30"D x 29 1/2"H	\$720	\$1093	\$1357
EZ6036LL	60"W x 36"D x 29 1/2"H	\$727	\$1089	\$1338
EZ7236LL	72"W x 36"D x 29 1/2"H	\$774	\$1147	\$1408
Surface/2 Standard Legs/2 Short Legs				
EZ4824LS	48"W x 24"D x 29 1/2"H	\$606	\$928	\$1024
EZ6024LS	60"W x 24"D x 29 1/2"H	\$637	\$968	\$1250
EZ7224LS	72"W x 24"D x 29 1/2"H	\$677	\$1044	\$1305
EZ4830LS	48"W x 30"D x 29 1/2"H	\$612	\$934	\$1030
EZ6030LS	60"W x 30"D x 29 1/2"H	\$644	\$974	\$1256
EZ7230LS	72"W x 30"D x 29 1/2"H	\$688	\$1054	\$1316
EZ6036LS	60"W x 36"D x 29 1/2"H	\$695	\$1025	\$1304
EZ7236LS	72"W x 36"D x 29 1/2"H	\$742	\$1109	\$1367
Surface/3 Standard Legs/1 Short Leg				
EZ4824LC	48"W x 24"D x 29 1/2"H	\$627	\$953	\$1074
EZ6024LC	60"W x 24"D x 29 1/2"H	\$658	\$1020	\$1272
EZ7224LC	72"W x 24"D x 29 1/2"H	\$698	\$1071	\$1337
EZ6030LC	60"W x 30"D x 29 1/2"H	\$665	\$1026	\$1278
EZ7230LC	72"W x 30"D x 29 1/2"H	\$709	\$1082	\$1346
EZ6036LC	60"W x 36"D x 29 1/2"H	\$716	\$1077	\$1326
EZ7236LC	72"W x 36"D x 29 1/2"H	\$763	\$1136	\$1398

RECTANGULAR SURFACE/FULL END PANEL SUPPORT ASSEMBLIES

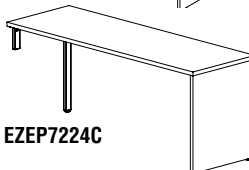
• An HPL option is not available as standard for e5 complete assemblies with full end panels. Call for quotation if this is required.



EZEP4824LMA



EZEP7224L



EZEP7224C

Model No.	Dimensions	List Price	Laminate Modesty Panel (+ML)	Acrylic Modesty Panel (+MA)
Surface/End Panel/2 Standard Legs				
EZEP4824L	48"W x 24"D x 29 1/2"H	\$642	\$968	\$1088
EZEP6024L	60"W x 24"D x 29 1/2"H	\$686	\$1047	\$1298
EZEP7224L	72"W x 24"D x 29 1/2"H	\$789	\$1162	\$1422
EZEP4830L	48"W x 30"D x 29 1/2"H	\$794	\$1120	\$1233
EZEP6030L	60"W x 30"D x 29 1/2"H	\$739	\$1100	\$1348
EZEP7230L	72"W x 30"D x 29 1/2"H	\$802	\$1175	\$1435
EZEP6036L	60"W x 36"D x 29 1/2"H	\$794	\$1156	\$1400
EZEP7236L	72"W x 36"D x 29 1/2"H	\$857	\$1230	\$1487
Surface/End Panel/1 Standard Leg/1 Short Leg				
EZEP4824C	48"W x 24"D x 29 1/2"H	\$630	\$956	\$1077
EZEP6024C	60"W x 24"D x 29 1/2"H	\$674	\$1036	\$1286
EZEP7224C	72"W x 24"D x 29 1/2"H	\$777	\$1151	\$1412
EZEP4830C	48"W x 30"D x 29 1/2"H	\$783	\$1109	\$1222
EZEP6030C	60"W x 30"D x 29 1/2"H	\$727	\$1089	\$1338

HOW TO SPECIFY:
Select Model No. (i.e., EZ4824LL)

OPTION 1 Select Modesty Panel if desired (Add Suffix)
ML (Laminate Panel); MA (Acrylic Panel)

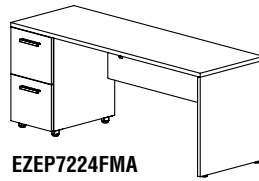
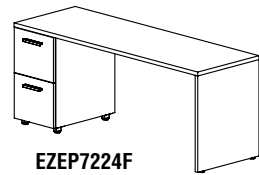
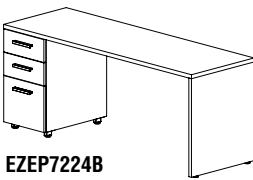
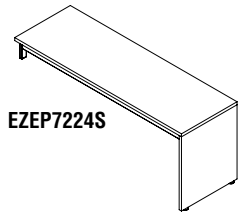
OPTION 2 Select Laminate
See page 8 for colors

OPTION 3 Select Paint Finish for metal parts
TKSV (Tech Silver); BLCK (Black); WHIT (White)

e5™ WORKSURFACES AND SUPPORTS – COMPLETE ASSEMBLIES

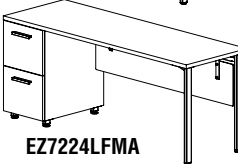
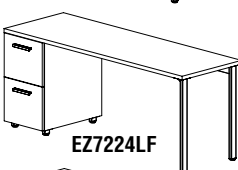
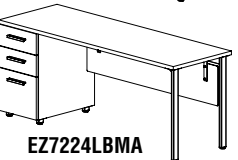
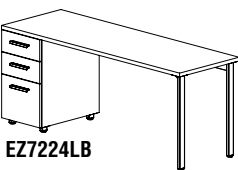
RECTANGULAR SURFACE/FULL END PANEL SUPPORT ASSEMBLIES (CONTINUED)

• Pedestal locks are randomly keyed.



Model No.	Dimensions	List Price	Laminate Modesty Panel (+ML)	Acrylic Modesty Panel (+MA)
Surface/End Panel/1 Standard Leg/1 Short Leg (continued)				
EZEP7230C	72"W x 30"D x 29 1/2"H	\$790	\$1163	\$1423
EZEP6036C	60"W x 36"D x 29 1/2"H	\$783	\$1144	\$1390
EZEP7236C	72"W x 36"D x 29 1/2"H	\$845	\$1218	\$1449
Surface/End Panel/2 Short Legs				
EZEP4824S	48"W x 24"D x 29 1/2"H	\$609	\$931	\$1027
EZEP6024S	60"W x 24"D x 29 1/2"H	\$653	\$983	\$1264
EZEP7224S	72"W x 24"D x 29 1/2"H	\$757	\$1123	\$1380
EZEP4830S	48"W x 30"D x 29 1/2"H	\$762	\$1084	\$1172
EZEP6030S	60"W x 30"D x 29 1/2"H	\$706	\$1037	\$1316
EZEP7230S	72"W x 30"D x 29 1/2"H	\$769	\$1136	\$1393
EZEP6036S	60"W x 36"D x 29 1/2"H	\$762	\$1092	\$1368
EZEP7236S	72"W x 36"D x 29 1/2"H	\$825	\$1191	\$1445
Surface/End Panel/BBF Pedestal				
EZEP4824B	48"W x 24"D x 29 1/2"H	\$1351	\$1662	\$1681
EZEP6024B	60"W x 24"D x 29 1/2"H	\$1395	\$1721	\$1804
EZEP7224B	72"W x 24"D x 29 1/2"H	\$1496	\$1858	\$2068
EZEP4830B	48"W x 30"D x 29 1/2"H	\$1558	\$1868	\$1878
EZEP6030B	60"W x 30"D x 29 1/2"H	\$1503	\$1829	\$1906
EZEP7230B	72"W x 30"D x 29 1/2"H	\$1563	\$1925	\$2132
EZEP6036B	60"W x 36"D x 29 1/2"H	\$1628	\$1954	\$2025
EZEP7236B	72"W x 36"D x 29 1/2"H	\$1689	\$2050	\$2251
Surface/End Panel/FF Pedestal				
EZEP4824F	48"W x 24"D x 29 1/2"H	\$1305	\$1616	\$1639
EZEP6024F	60"W x 24"D x 29 1/2"H	\$1349	\$1675	\$1760
EZEP7224F	72"W x 24"D x 29 1/2"H	\$1450	\$1812	\$2024
EZEP4830F	48"W x 30"D x 29 1/2"H	\$1512	\$1822	\$1835
EZEP6030F	60"W x 30"D x 29 1/2"H	\$1457	\$1783	\$1862
EZEP7230F	72"W x 30"D x 29 1/2"H	\$1517	\$1879	\$2088
EZEP6036F	60"W x 36"D x 29 1/2"H	\$1556	\$1882	\$1956
EZEP7236F	72"W x 36"D x 29 1/2"H	\$1617	\$1978	\$2182

RECTANGULAR SURFACE/SUPPORT PEDESTAL ASSEMBLIES



Model No.	Dimensions	List Price	Laminate Modesty Panel (+ML)	Acrylic Modesty Panel (+MA)
Surface/BBF Pedestal/2 Standard Legs				
EZ4824LB	48"W x 24"D x 29 1/2"H	\$1349	\$1659	\$1679
EZ6024LB	60"W x 24"D x 29 1/2"H	\$1379	\$1705	\$1789
EZ7224LB	72"W x 24"D x 29 1/2"H	\$1420	\$1782	\$1996
EZ6030LB	60"W x 30"D x 29 1/2"H	\$1440	\$1766	\$1847
EZ7230LB	72"W x 30"D x 29 1/2"H	\$1485	\$1847	\$2057
EZ6036LB	60"W x 36"D x 29 1/2"H	\$1561	\$1887	\$1961
EZ7236LB	72"W x 36"D x 29 1/2"H	\$1609	\$1971	\$2175
Surface/FF Pedestal/2 Standard Legs				
EZ4824LF	48"W x 24"D x 29 1/2"H	\$1303	\$1613	\$1636
EZ6024LF	60"W x 24"D x 29 1/2"H	\$1333	\$1659	\$1745
EZ7224LF	72"W x 24"D x 29 1/2"H	\$1374	\$1736	\$1952
EZ6030LF	60"W x 30"D x 29 1/2"H	\$1394	\$1720	\$1803
EZ7230LF	72"W x 30"D x 29 1/2"H	\$1439	\$1801	\$2014
EZ6036LF	60"W x 36"D x 29 1/2"H	\$1489	\$1815	\$1894
EZ7236LF	72"W x 36"D x 29 1/2"H	\$1537	\$1899	\$2107

HOW TO SPECIFY:
Select Model No. (ie., EZEP4824S)

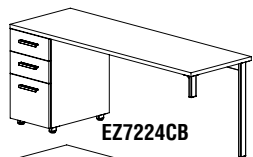
OPTION 1 Select Modesty Panel if desired (Add Suffix)
ML (Laminate Panel); MA (Acrylic Panel)

OPTION 2 Select Laminate
See page 8 for colors

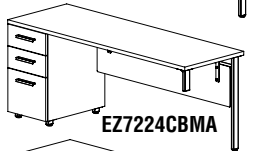
OPTION 3 Select Paint Finish for metal parts
TKSV (Tech Silver); BLCK (Black); WHIT (White)

e5™ WORKSURFACES AND SUPPORTS – COMPLETE ASSEMBLIES

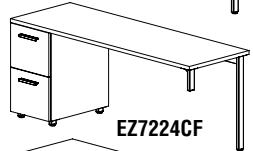
RECTANGULAR SURFACE/SUPPORT PEDESTAL ASSEMBLIES (CONTINUED)



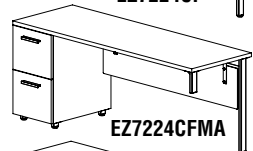
EZ7224CB



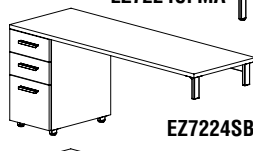
EZ7224CBMA



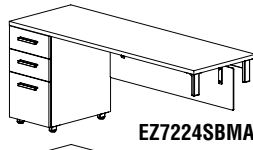
EZ7224CF



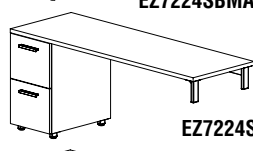
EZ7224CFMA



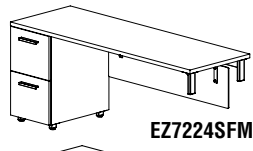
EZ7224SB




EZ7224SBMA



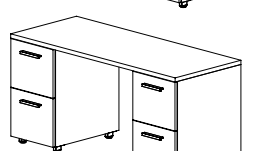
EZ7224SF



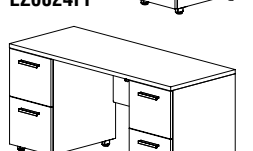
EZ7224SFMA



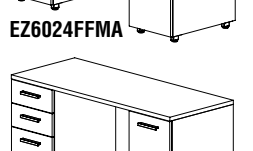
EZ6024BB



EZ6024FF



EZ6024FFMA



EZ6024BF

Model No.	Dimensions	List Price	Laminate Modesty Panel (+ML)	Acrylic Modesty Panel (+MA)
Surface/BBF Pedestal/1 Standard Leg/1 Short Leg				
EZ4824CB	48"W x 24"D x 29 1/2"H	\$1338	\$1648	\$1669
EZ6024CB	60"W x 24"D x 29 1/2"H	\$1368	\$1694	\$1778
EZ7224CB	72"W x 24"D x 29 1/2"H	\$1409	\$1770	\$1984
EZ6030CB	60"W x 30"D x 29 1/2"H	\$1429	\$1755	\$1836
EZ7230CB	72"W x 30"D x 29 1/2"H	\$1473	\$1835	\$2046
EZ6036CB	60"W x 36"D x 29 1/2"H	\$1550	\$1876	\$1951
EZ7236CB	72"W x 36"D x 29 1/2"H	\$1598	\$1959	\$2164
Surface/FF Pedestal/1 Standard Leg/1 Short Leg				
EZ4824CF	48"W x 24"D x 29 1/2"H	\$1292	\$1602	\$1625
EZ6024CF	60"W x 24"D x 29 1/2"H	\$1322	\$1648	\$1735
EZ7224CF	72"W x 24"D x 29 1/2"H	\$1363	\$1724	\$1941
EZ6030CF	60"W x 30"D x 29 1/2"H	\$1383	\$1709	\$1792
EZ7230CF	72"W x 30"D x 29 1/2"H	\$1427	\$1789	\$2002
EZ6036CF	60"W x 36"D x 29 1/2"H	\$1478	\$1804	\$1882
EZ7236CF	72"W x 36"D x 29 1/2"H	\$1526	\$1887	\$2095
Surface/BBF Pedestal/2 Short Legs				
EZ4824SB	48"W x 24"D x 29 1/2"H	\$1317	\$1623	\$1640
EZ6024SB	60"W x 24"D x 29 1/2"H	\$1347	\$1653	\$1728
EZ7224SB	72"W x 24"D x 29 1/2"H	\$1388	\$1718	\$1963
EZ6030SB	60"W x 30"D x 29 1/2"H	\$1408	\$1729	\$1786
EZ7230SB	72"W x 30"D x 29 1/2"H	\$1453	\$1783	\$2024
EZ6036SB	60"W x 36"D x 29 1/2"H	\$1529	\$1851	\$1901
EZ7236SB	72"W x 36"D x 29 1/2"H	\$1577	\$1907	\$2142
Surface/FF Pedestal/2 Short Legs				
EZ4824SF	48"W x 24"D x 29 1/2"H	\$1271	\$1577	\$1597
EZ6024SF	60"W x 24"D x 29 1/2"H	\$1301	\$1623	\$1685
EZ7224SF	72"W x 24"D x 29 1/2"H	\$1342	\$1672	\$1919
EZ6030SF	60"W x 30"D x 29 1/2"H	\$1362	\$1683	\$1742
EZ7230SF	72"W x 30"D x 29 1/2"H	\$1407	\$1737	\$1980
EZ6036SF	60"W x 36"D x 29 1/2"H	\$1457	\$1779	\$1833
EZ7236SF	72"W x 36"D x 29 1/2"H	\$1505	\$1835	\$2074
Surface/2 BBF Pedestals				
EZ6024BB	60"W x 24"D x 29 1/2"H	\$2089	\$2395	\$2373
EZ7224BB	72"W x 24"D x 29 1/2"H	\$2132	\$2454	\$2474
EZ6030BB	60"W x 30"D x 29 1/2"H	\$2204	\$2510	\$2483
EZ7230BB	72"W x 30"D x 29 1/2"H	\$2251	\$2573	\$2587
EZ6036BB	60"W x 36"D x 29 1/2"H	\$2395	\$2701	\$2665
EZ7236BB	72"W x 36"D x 29 1/2"H	\$2445	\$2767	\$2667
Surface/2 FF Pedestals				
EZ6024FF	60"W x 24"D x 29 1/2"H	\$1997	\$2303	\$2286
EZ7224FF	72"W x 24"D x 29 1/2"H	\$2040	\$2362	\$2387
EZ6030FF	60"W x 30"D x 29 1/2"H	\$2112	\$2418	\$2398
EZ7230FF	72"W x 30"D x 29 1/2"H	\$2159	\$2481	\$2503
EZ6036FF	60"W x 36"D x 29 1/2"H	\$2251	\$2557	\$2528
EZ7236FF	72"W x 36"D x 29 1/2"H	\$2301	\$2623	\$2634
Surface/BBF Pedestal/FF Pedestal				
EZ6024BF	60"W x 24"D x 29 1/2"H	\$2043	\$2349	\$2330
EZ7224BF	72"W x 24"D x 29 1/2"H	\$2086	\$2408	\$2431
EZ6030BF	60"W x 30"D x 29 1/2"H	\$2158	\$2464	\$2439
EZ7230BF	72"W x 30"D x 29 1/2"H	\$2205	\$2527	\$2544
EZ6036BF	60"W x 36"D x 29 1/2"H	\$2323	\$2629	\$2596
EZ7236BF	72"W x 36"D x 29 1/2"H	\$2373	\$2695	\$2703

HOW TO SPECIFY:
Select Model No. (ie., EZ4824CB)

OPTION 1 Select Modesty Panel if desired (Add Suffix)
ML (Laminate Panel); MA (Acrylic Panel)

OPTION 2 Select Laminate
See page 8 for colors

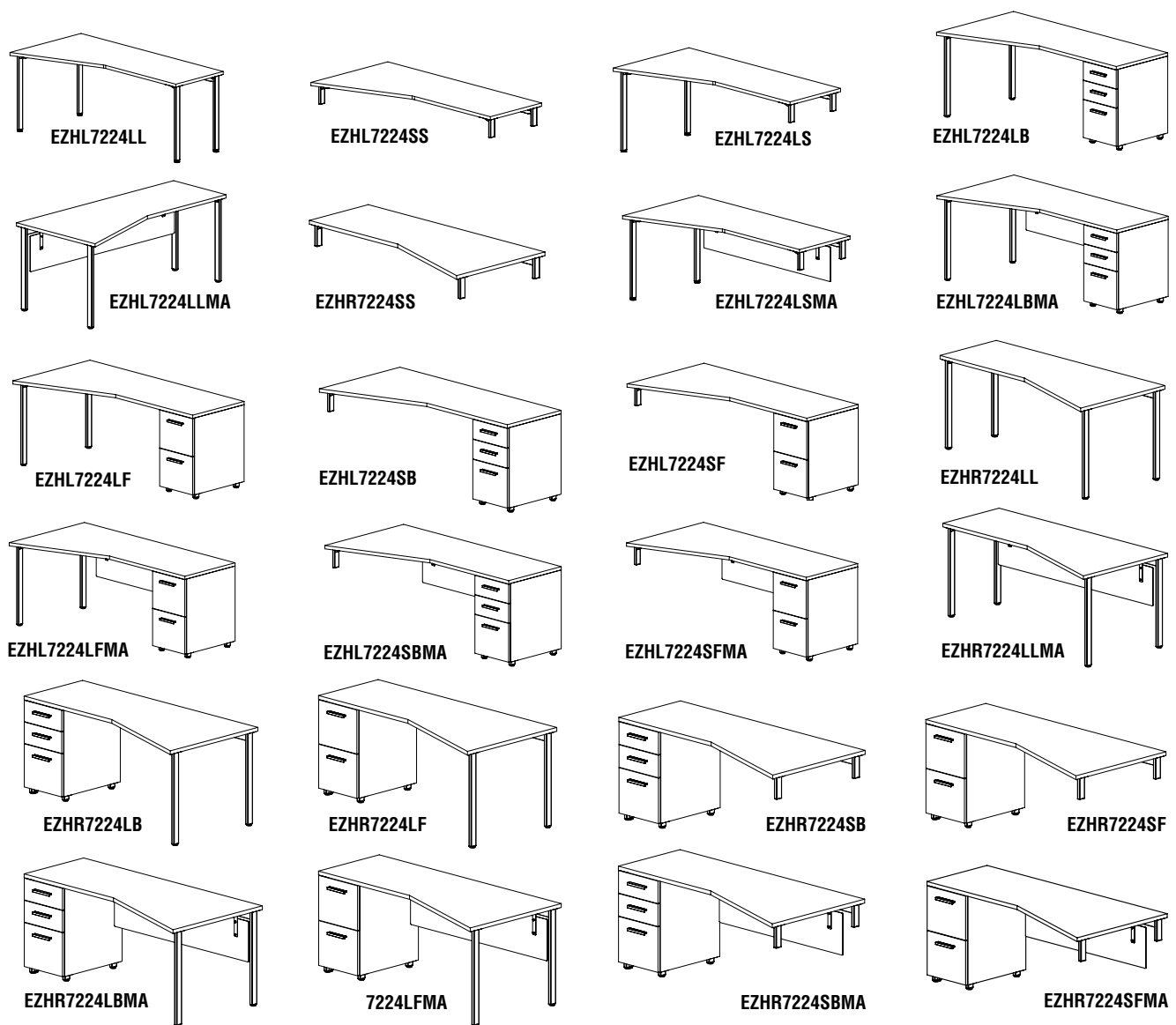
OPTION 3 Select Paint Finish for metal parts
TKSV (Tech Silver); BLCK (Black); WHIT (White)

e5™ WORKSURFACES AND SUPPORTS – COMPLETE ASSEMBLIES

HATCHET SURFACE/SUPPORT COMPLETE ASSEMBLIES

Model No.	Description	Dimensions	List Price	Laminate Modesty Panel (+ML)	Acrylic Modesty Panel (+MA)
EZHL7224LL	Hatchet Left Surface with 4 Standard Legs	72"W x 36"-24"D x 29 1/2"H	\$870	\$1244	\$1489
EZHL7224SS	Hatchet Left Surface with 4 Short Legs	72"W x 36"-24"D x 29 1/2"H	\$806	\$1167	\$1412
EZHL7224LC	Hatchet Left Surface with 3 Standard Legs & 1 Short Leg	72"W x 36"-24"D x 29 1/2"H	\$859	\$1226	\$1479
EZHL7224LS	Hatchet Left Surface with 2 Standard Legs & 2 Short Legs	72"W x 36"-24"D x 29 1/2"H	\$838	\$1205	\$1459
EZHL7224LB	Hatchet Left Surface with 2 Std. Legs & 1 BBF Pedestal	72"W x 36"-24"D x 29 1/2"H	\$1581	\$1943	\$2149
EZHL7224LF	Hatchet Left Surface with 2 Std. Legs & 1 FF Pedestal	72"W x 36"-24"D x 29 1/2"H	\$1535	\$1818	\$2105
EZHL7224SB	Hatchet Left Surface with 2 Short Legs & 1 BBF Pedestal	72"W x 36"-24"D x 29 1/2"H	\$1549	\$1879	\$2115
EZHL7224SF	Hatchet Left Surface with 2 Short Legs & 1 FF Pedestal	72"W x 36"-24"D x 29 1/2"H	\$1503	\$1833	\$2072

EZHR7224LL	Hatchet Right Surface with 4 Standard Legs	72"W x 36"-24"D x 29 1/2"H	\$870	\$1244	\$1489
EZHR7224SS	Hatchet Right Surface with 4 Short Legs	72"W x 36"-24"D x 29 1/2"H	\$806	\$1167	\$1412
EZHR7224LC	Hatchet Right Surface with 3 Standard Legs & 1 Short Leg	72"W x 36"-24"D x 29 1/2"H	\$859	\$1226	\$1479
EZHR7224LS	Hatchet Right Surface with 2 Standard Legs & 2 Short Legs	72"W x 36"-24"D x 29 1/2"H	\$838	\$1205	\$1459
EZHR7224LB	Hatchet Right Surface with 2 Std. Legs & 1 BBF Pedestal	72"W x 36"-24"D x 29 1/2"H	\$1581	\$1943	\$2149
EZHR7224LF	Hatchet Right Surface with 2 Std. Legs & 1 FF Pedestal	72"W x 36"-24"D x 29 1/2"H	\$1535	\$1818	\$2105
EZHR7224SB	Hatchet Right Surface with 2 Short Legs & 1 BBF Pedestal	72"W x 36"-24"D x 29 1/2"H	\$1549	\$1879	\$2115
EZHR7224SF	Hatchet Right Surface with 2 Short Legs & 1 FF Pedestal	72"W x 36"-24"D x 29 1/2"H	\$1503	\$1833	\$2072

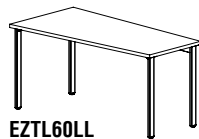


HOW TO SPECIFY:
 Select Model No. (ie., EZHL7224LL) | **OPTION 1** Select Modesty Panel if desired (Add Suffix) ML (Laminate Panel); MA (Acrylic Panel) | **OPTION 2** Select Laminate See page 8 for colors | **OPTION 3** Select Paint Finish for metal parts TKSv (Tech Silver); BLCK (Black); WHIT (White)

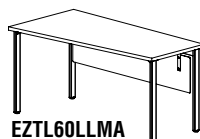
e5™ WORKSURFACES AND SUPPORTS – COMPLETE ASSEMBLIES

TAPERED SURFACE/SUPPORT COMPLETE ASSEMBLIES

Model No.	Description	Dimensions	List Price	Laminate Modesty Panel (+ML)	Acrylic Modesty Panel (+MA)
EZTL60LL	60" Tapered Left Surface with 4 Standard Legs	60"W x 30"-24"D x 29 1/2"H	\$713	\$1074	\$1323
EZTL60SS	60" Tapered Left Surface with 4 Short Legs	60"W x 30"-24"D x 29 1/2"H	\$648	\$974	\$1094
EZTL60LC	60" Tapered Left Surface with 3 Std. Legs & 1 Short Leg	60"W x 30"-24"D x 29 1/2"H	\$701	\$1063	\$1313
EZTL60LS	60" Tapered Left Surface with 2 Std. Legs & 2 Short Legs	60"W x 30"-24"D x 29 1/2"H	\$690	\$1020	\$1300
EZTL72LL	72" Tapered Left Surface with 4 Standard Legs	72"W x 30"-24"D x 29 1/2"H	\$763	\$1136	\$1398
EZTL72SS	72" Tapered Left Surface with 4 Short Legs	72"W x 30"-24"D x 29 1/2"H	\$698	\$1060	\$1309
EZTL72LC	72" Tapered Left Surface with 3 Std. Legs & 1 Short Leg	72"W x 30"-24"D x 29 1/2"H	\$751	\$1124	\$1387
EZTL72LS	72" Tapered Left Surface with 2 Std. Legs & 2 Short Legs	72"W x 30"-24"D x 29 1/2"H	\$740	\$1101	\$1349
EZTR60LL	60" Tapered Right Surface with 4 Standard Legs	60"W x 30"-24"D x 29 1/2"H	\$713	\$1074	\$1313
EZTR60SS	60" Tapered Right Surface with 4 Short Legs	60"W x 30"-24"D x 29 1/2"H	\$648	\$974	\$1094
EZTR60LC	60" Tapered Right Surface with 3 Std. Legs & 1 Short Leg	60"W x 30"-24"D x 29 1/2"H	\$701	\$1063	\$1313
EZTR60LS	60" Tapered Right Surface with 2 Std. Legs & 2 Short Legs	60"W x 30"-24"D x 29 1/2"H	\$690	\$1020	\$1300
EZTR72LL	72" Tapered Right Surface with 4 Standard Legs	72"W x 30"-24"D x 29 1/2"H	\$763	\$1136	\$1398
EZTR72SS	72" Tapered Right Surface with 4 Short Legs	72"W x 30"-24"D x 29 1/2"H	\$698	\$1060	\$1309
EZTR72LC	72" Tapered Right Surface with 3 Std. Legs & 1 Short Leg	72"W x 30"-24"D x 29 1/2"H	\$751	\$1124	\$1387
EZTR72LS	72" Tapered Right Surface with 2 Std. Legs & 2 Short Legs	72"W x 30"-24"D x 29 1/2"H	\$740	\$1101	\$1349



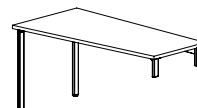
EZTL60LL



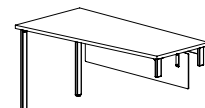
EZTL60LLMA



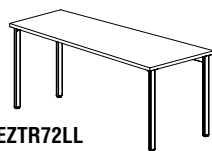
EZTL60SS



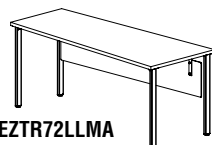
EZTL60LS



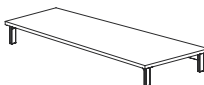
EZTL60LSMA



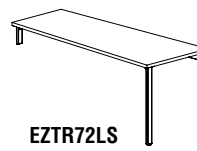
EZTR72LL



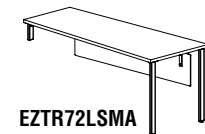
EZTR72LLMA



EZTR72SS



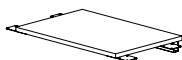
EZTR72LS



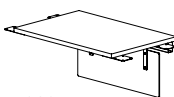
EZTR72LSMA

BRIDGE SURFACE/SUPPORT COMPLETE ASSEMBLIES

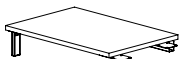
Model No.	Dimensions	List Price	Laminate Modesty Panel (+ML)	Acrylic Modesty Panel (+MA)
Bridge Surface with 4 Attaching Brackets				
EZ3624RR	36"W x 24"D x 29 1/2"H	\$327	\$637	\$709
EZ4224RR	42"W x 24"D x 29 1/2"H	\$379	\$953	\$809
EZ4824RR	48"W x 24"D x 29 1/2"H	\$422	\$748	\$880
Bridge Surface with 2 Short Legs & 2 Attaching Brackets				
EZ3624SR	36"W x 24"D x 29 1/2"H	\$438	\$748	\$814
EZ4224SR	42"W x 24"D x 29 1/2"H	\$456	\$777	\$882
EZ4824SR	48"W x 24"D x 29 1/2"H	\$501	\$827	\$954



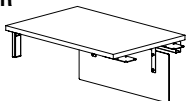
EZ3624RR



EZ3624RRMA



EZ3624SR



EZ3624SRMA

HOW TO SPECIFY:

Select Model No. (ie., EZTL60LL)

OPTION 1 Select Modesty Panel if desired (Add Suffix) ML (Laminate Panel); MA (Acrylic Panel)

OPTION 2 Select Laminate See page 8 for colors

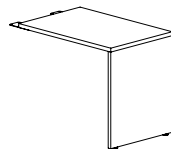
OPTION 3 Select Paint Finish for metal parts TKS_V (Tech Silver); BLCK (Black); WHIT (White)

e5™ WORKSURFACES AND SUPPORTS – COMPLETE ASSEMBLIES

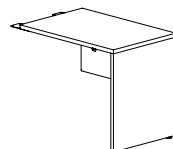
RETURN SURFACE/SUPPORT COMPLETE ASSEMBLIES

• For returns with full end panels the HPL standard is not available. Call for quotation if HPL is a requirement.

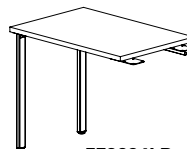
Model No.	Description	Dimensions	List Price	Laminate Modesty Panel (+ML)	Acrylic Modesty Panel (+MA)
Return Surface with Full End Panel & 2 Attaching Brackets					
EZEP3624R	Surface/24" End Panel/Bracket	36"W x 24"D x 29 1/2"H	\$459	\$769	\$825
EZEP4224R	Surface/24" End Panel/Bracket	42"W x 24"D x 29 1/2"H	\$491	\$817	\$915
EZEP4824R	Surface/24" End Panel/Bracket	48"W x 24"D x 29 1/2"H	\$535	\$861	\$986
EZEP3630R	Surface/30" End Panel/Bracket	36"W x 30"D x 29 1/2"H	\$516	\$827	\$888
EZEP4230R	Surface/30" End Panel/Bracket	42"W x 30"D x 29 1/2"H	\$556	\$878	\$977
EZEP4830R	Surface/30" End Panel/Bracket	48"W x 30"D x 29 1/2"H	\$688	\$1014	\$1132
Return Surface with 2 Standard Legs & 2 Attaching Brackets					
EZ3624LR	Surface/Long Legs/Bracket	36"W x 24"D x 29 1/2"H	\$470	\$781	\$844
EZ4224LR	Surface/Long Legs/Bracket	42"W x 24"D x 29 1/2"H	\$488	\$810	\$912
EZ4824LR	Surface/Long Legs/Bracket	48"W x 24"D x 29 1/2"H	\$533	\$859	\$984
EZ3630LR	Surface/Long Legs/Bracket	36"W x 30"D x 29 1/2"H	\$461	\$771	\$836
EZ4230LR	Surface/Long Legs/Bracket	42"W x 30"D x 29 1/2"H	\$498	\$820	\$923
EZ4830LR	Surface/Long Legs/Bracket	48"W x 30"D x 29 1/2"H	\$539	\$865	\$991
Return Surface with 2 Attaching Brackets & 1 Box/Box/File Pedestal					
EZ4824RB	Return/BBF Pedestal/Bracket	48"W x 24"D x 29 1/2"H	\$1241	\$1548	\$1578
EZ4830RB	Return/BBF Pedestal/Bracket	48"W x 30"D x 29 1/2"H	\$1302	\$1612	\$1635
Return Surface with 2 Attaching Brackets & 1 File/File Pedestal					
EZ4824RF	Return/FF Pedestal/Bracket	48"W x 24"D x 29 1/2"H	\$1195	\$1506	\$1534
EZ4830RF	Return/FF Pedestal/Bracket	48"W x 30"D x 29 1/2"H	\$1256	\$1566	\$1592



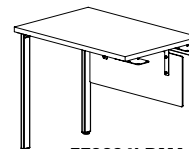
EZEP3624R



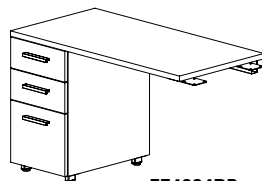
EZEP3624RMA



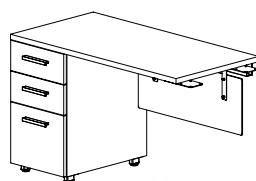
EZ3624LR



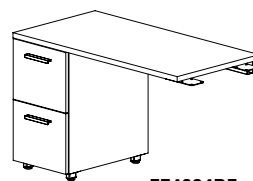
EZ3624LRMA



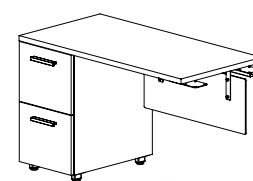
EZ4824RB



EZ4824RBMA



EZ4824RF






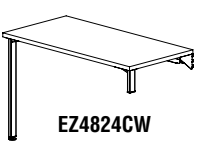
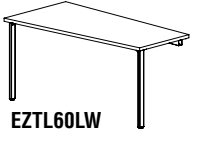
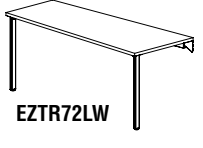

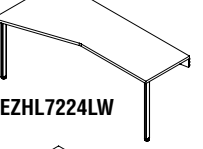
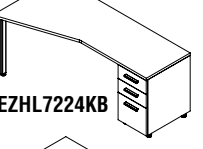
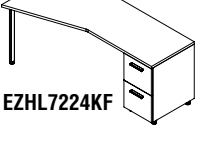

EZ4824RFMA

HOW TO SPECIFY: Select Model No. (ie., EZEP3624R) | **OPTION 1** Select Modesty Panel if desired (Add Suffix) ML (Laminate Panel); MA (Acrylic Panel) | **OPTION 2** Select Laminate See page 8 for colors | **OPTION 3** Select Paint Finish for metal parts TKS (Tech Silver); BLCK (Black); WHIT (White)

e5™ WORKSURFACES AND SUPPORTS – COMPLETE ASSEMBLIES

- Technology wall is NOT freestanding without purchasing optional Foot Kit.

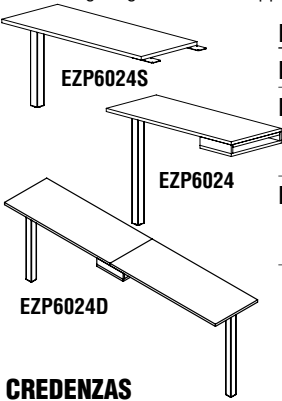
CANTILEVERED TECH WALL SURFACES/SUPPORT COMPLETE ASSEMBLIES

	Model No.	Description	Dimensions	List Price
	Rectangular Surface with 2 Standard Legs & 2 Cantilevered Brackets			
	EZ4824LW		48"W x 24"D x 29 1/2"H	\$521
	EZ6024LW		60"W x 24"D x 29 1/2"H	\$553
	EZ7224LW		72"W x 24"D x 29 1/2"H	\$593
	EZ4830LW		48"W x 30"D x 29 1/2"H	\$528
	EZ6030LW		60"W x 30"D x 29 1/2"H	\$559
	EZ7230LW		72"W x 30"D x 29 1/2"H	\$603
	Rectangular Surface with 1 Standard Leg, 1 Cantilevered Bracket & BBF Pedestal			
	EZ4824KB		48"W x 24"D x 29 1/2"H	\$1254
	EZ6024KB		60"W x 24"D x 29 1/2"H	\$1274
	EZ7224KB		72"W x 24"D x 29 1/2"H	\$1306
	EZ4830KB		48"W x 30"D x 29 1/2"H	\$1315
	EZ6030KB		60"W x 30"D x 29 1/2"H	\$1334
	EZ7230KB		72"W x 30"D x 29 1/2"H	\$1371
	Rectangular Surface with 1 Standard Leg, 1 Cantilevered Bracket & FF Pedestal			
	EZ4824KF		48"W x 24"D x 29 1/2"H	\$1208
	EZ6024KF		60"W x 24"D x 29 1/2"H	\$1228
	EZ7224KF		72"W x 24"D x 29 1/2"H	\$1260
	EZ4830KF		48"W x 30"D x 29 1/2"H	\$1269
	EZ6030KF		60"W x 30"D x 29 1/2"H	\$1288
	EZ7230KF		72"W x 30"D x 29 1/2"H	\$1325
	Rectangular Surface with 1 Standard Leg, 1 Short Leg & 2 Cantilevered Brackets			
	EZ4824CW		48"W x 24"D x 29 1/2"H	\$510
	EZ6024CW		60"W x 24"D x 29 1/2"H	\$541
	EZ7224CW		72"W x 24"D x 29 1/2"H	\$581
	EZ4830CW		48"W x 30"D x 29 1/2"H	\$516
	EZ6030CW		60"W x 30"D x 29 1/2"H	\$548
	EZ7230CW		72"W x 30"D x 29 1/2"H	\$591
	Tapered Surface with 2 Standard Legs & 2 Cantilevered Brackets			
	EZTL60LW	Tapered Surface/Left	60"W x 30"-24"D x 29 1/2"H	\$596
	EZTL72LW	Tapered Surface/Left	72"W x 30"-24"D x 29 1/2"H	\$646
	EZTR60LW	Tapered Surface/Right	60"W x 30"-24"D x 29 1/2"H	\$596
	EZTR72LW	Tapered Surface/Right	72"W x 30"-24"D x 29 1/2"H	\$646
	Tapered Surface with 1 Standard Leg, 1 Short Leg & 2 Cantilevered Brackets			
	EZTL60CW	Tapered Surface/Left	60"W x 30"-24"D x 29 1/2"H	\$584
	EZTL72CW	Tapered Surface/Left	72"W x 30"-24"D x 29 1/2"H	\$634
	EZTR60CW	Tapered Surface/Right	60"W x 30"-24"D x 29 1/2"H	\$584
	EZTR72CW	Tapered Surface/Right	72"W x 30"-24"D x 29 1/2"H	\$634
	Hatchet Surface with 2 Standard Legs & 2 Cantilevered Brackets			
	EZHL7224LW	Hatchet Surface/Left	72"W x 36"-24"D x 29 1/2"H	\$753
	EZHR7224LW	Hatchet Surface/Right	72"W x 36"-24"D x 29 1/2"H	\$753
	Hatchet Surface with 1 Standard Leg, 1 Cantilevered Bracket & BBF Pedestal			
	EZHL7224KB	Hatchet Surface/Left	72"W x 36"-24"D x 29 1/2"H	\$1467
	EZHR7224KB	Hatchet Surface/Right	72"W x 36"-24"D x 29 1/2"H	\$1467
	Hatchet Surface with 1 Standard Leg, 1 Cantilevered Bracket & FF Pedestal			
	EZHL7224KF	Hatchet Surface/Left	72"W x 36"-24"D x 29 1/2"H	\$1421
	EZHR7224KF	Hatchet Surface/Right	72"W x 36"-24"D x 29 1/2"H	\$1421
	Hatchet Surface with 1 Standard Leg, 1 Short Leg & 2 Cantilevered Brackets			
	EZHL7224CW	Hatchet Surface/Left	72"W x 36"-24"D x 29 1/2"H	\$742
	EZHR7224CW	Hatchet Surface/Right	72"W x 36"-24"D x 29 1/2"H	\$742

e5™ WORKSURFACES AND SUPPORTS – COMPLETE ASSEMBLIES

PENINSULA TABLES

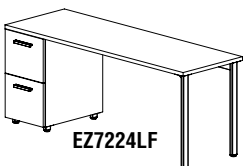
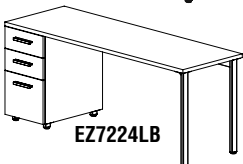
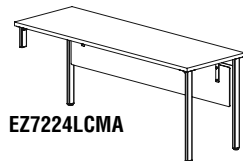
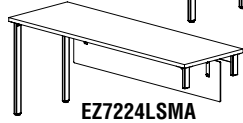
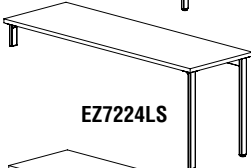
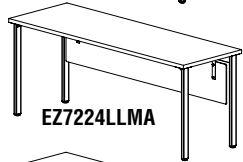
- 1-1/8" Thermally Fused Laminate worksurfaces available in 6 colors with matching 2mm PVC edging.
- Single Painted Steel Post Leg in White, Silver or Black.
- Standing height table perfect for collaborative meetings.
- Standing height table includes an under-surface back storage cubby which is attached to the top and the beltway.
- Standing height table can support an overhead access module (EZCA24 on page 43) that can be a passthrough to the other side of the beltway.
- Seated height table provides additional workspace or meeting area.



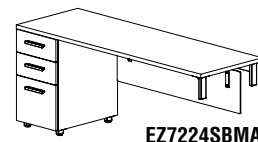
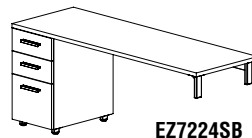
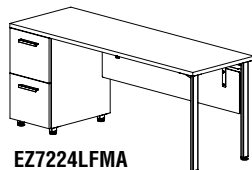
Model No.	Description	Dimensions	Wt.	List Price
EZP6024S	Peninsula Table – Standard Desk Height with Post Leg	60"W x 24"D x 29 1/2"H	61#	\$454
EZP6024	Peninsula Table – Standing Height with Post Leg and underneath storage cubicle that attaches to the technology beltway. Ideal for single-sided workstations.	60"W x 24"D x 42"H	70#	\$648
EZP6024D	Double-sided Peninsula Table – Standing Height with Post Leg and underneath storage cubicle that attaches to the technology beltway. Ideal for double-sided workstations.	120"W x 24"D x 42"H	70#	\$1251

CREDENZAS

- Pedestal and legs are non-handed to allow for installation on right or left.
- File/File (FF) and Box/Box/File (BBF) pedestals available.
- Refer to Overhead Storage Cabinets for above surface credenza storage.
- Optional laminate or acrylic modesty panels.



Model No.	Dimensions	List Price	Laminate Modesty Panel (+ML)	Acrylic Modesty Panel (+MA)
Surface/4 Standard Legs				
EZ6024LL	60"W x 24"D x 29 1/2"H	\$670	\$1031	\$1282
EZ7224LL	72"W x 24"D x 29 1/2"H	\$710	\$1083	\$1347
Surface/2 Standard Legs/2 Short Legs				
EZ6024LS	60"W x 24"D x 29 1/2"H	\$637	\$968	\$1250
EZ7224LS	72"W x 24"D x 29 1/2"H	\$677	\$1044	\$1305
Surface/3 Standard Legs/1 Short Leg				
EZ6024LC	60"W x 24"D x 29 1/2"H	\$658	\$1020	\$1272
EZ7224LC	72"W x 24"D x 29 1/2"H	\$698	\$1071	\$1337
Surface/2 Standard Legs/BBF Pedestal				
EZ6024LB	60"W x 24"D x 29 1/2"H	\$1379	\$1705	\$1789
EZ7224LB	72"W x 24"D x 29 1/2"H	\$1420	\$1782	\$1996
Surface/2 Standard Legs/FF Pedestal				
EZ6024LF	60"W x 24"D x 29 1/2"H	\$1333	\$1659	\$1745
EZ7224LF	72"W x 24"D x 29 1/2"H	\$1374	\$1736	\$1952
Surface/2 Short Legs/BBF Pedestal				
EZ6024SB	60"W x 24"D x 29 1/2"H	\$1347	\$1653	\$1728
EZ7224SB	72"W x 24"D x 29 1/2"H	\$1388	\$1718	\$1963
Surface/2 Short Legs/FF Pedestal				
EZ6024SF	60"W x 24"D x 29 1/2"H	\$1301	\$1623	\$1685
EZ7224SF	72"W x 24"D x 29 1/2"H	\$1342	\$1672	\$1919

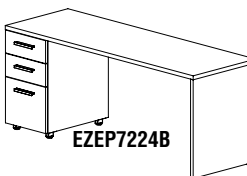
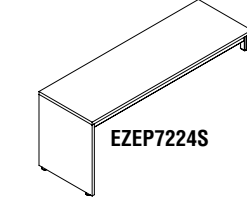
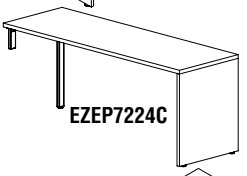
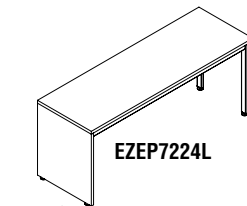


HOW TO SPECIFY: Select Model No. (ie., EZP6024S) | **OPTION 1** Select Modesty Panel if desired (Add Suffix) ML (Laminate Panel); MA (Acrylic Panel) | **OPTION 2** Select Laminate See page 8 for colors | **OPTION 3** Select Paint Finish for metal parts TKS_V (Tech Silver); BLCK (Black); WHIT (White)

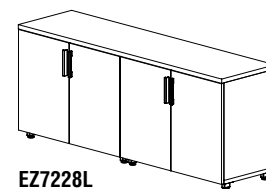
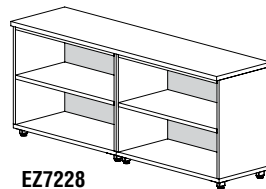
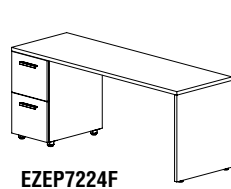
e5™ WORKSURFACES AND SUPPORTS – COMPLETE ASSEMBLIES

CREDENZAS (CONTINUED)

• An HPL option is not available as standard for e5 complete assemblies with end panels. Call for quotation if HPL is required.



Model No.	Dimensions	Wt.	List Price	Laminate Modesty Panel (+ML)	Acrylic Modesty Panel (+MA)
Surface/2 BBF Pedestals					
EZ6024BB	60"W x 24"D x 29 1/2"H		\$2089	\$2395	\$2373
EZ7224BB	72"W x 24"D x 29 1/2"H		\$2132	\$2454	\$2474
Surface/2 FF Pedestals					
EZ6024FF	60"W x 24"D x 29 1/2"H		\$1997	\$2303	\$2286
EZ7224FF	72"W x 24"D x 29 1/2"H		\$2040	\$2362	\$2387
Surface/BBF Pedestal/FF Pedestal					
EZ6024BF	60"W x 24"D x 29 1/2"H		\$2043	\$2349	\$2330
EZ7224BF	72"W x 24"D x 29 1/2"H		\$2086	\$2408	\$2431
Surface/2 Standard Legs/End Panel					
EZEP6024L	60"W x 24"D x 29 1/2"H		\$686	\$1047	\$1298
EZEP7224L	72"W x 24"D x 29 1/2"H		\$789	\$1162	\$1422
Surface/1 Standard Leg/1 Short Leg/End Panel					
EZEP6024C	60"W x 24"D x 29 1/2"H		\$674	\$1036	\$1286
EZEP7224C	72"W x 24"D x 29 1/2"H		\$777	\$1151	\$1412
Surface/2 Short Legs/End Panel					
EZEP6024S	60"W x 24"D x 29 1/2"H		\$653	\$983	\$1264
EZEP7224S	72"W x 24"D x 29 1/2"H		\$757	\$1123	\$1380
Surface/End Panel/BBF Pedestal					
EZEP6024B	60"W x 24"D x 29 1/2"H		\$1395	\$1721	\$1804
EZEP7224B	72"W x 24"D x 29 1/2"H		\$1496	\$1858	\$2068
Surface/End Panel/FF Pedestal					
EZEP6024F	60"W x 24"D x 29 1/2"H		\$1349	\$1675	\$1760
EZEP7224F	72"W x 24"D x 29 1/2"H		\$1450	\$1812	\$2024
Surface Height Storage Cabinets – Upper Divided Open/Bottom Open (Two 36" Cabinets with Common 1-1/8" Top)					
EZ7228	72"W x 18"D x 29 1/2"H	173#	\$1891	N/A	N/A
Surface Height Storage Cabinets – Hinged Laminate Doors (Two 36" Cabinets with Common 1-1/8" Top)					
EZ7228L	72"W x 18"D x 29 1/2"H	197#	\$2300	N/A	N/A



HOW TO SPECIFY: Select Model No. (ie., EZ6024BF) | **OPTION 1** Select Modesty Panel if desired (Add Suffix) ML (Laminate Panel); MA (Acrylic Panel) | **OPTION 2** Select Laminate See page 8 for colors | **OPTION 3** Select Paint Finish for metal parts TKS (Tech Silver); BLCK (Black); WHIT (White)

e5™ STANDING HEIGHT TABLES

- 1-1/8" Thermally Fused Laminate worksurfaces available in 6 colors with matching 2mm PVC edging – Summer Suede, Cocoa, Biltmore Cherry, Designer White, Columbian Walnut and Raven.
- All e5 worksurfaces are available in HPL options. Add "H" after the size in the model no., i.e. EZSH4828ECH and use the HPL (+H) List Price.
- Legs available in White, Black and Silver. Specify paint color.
- Additional models provide precut hole cutouts for surface electrical or conferencing equipment. Precut holes compatible with electrical components listed below. There is one cutout on 48" and 60" W tables and two cutouts on 72" and 84" W tables. No grommet cover is included; must purchase electrical kits below.
- All table assemblies consist of worksurface, support legs, surface support channels, appropriate hardware and optional specified electrical unit cutouts.



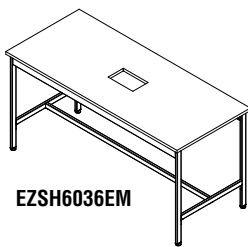
EZSH4824

Model No.	Descriptions/Dimensions	List	HPL List (+H)
Standing Height Tables - No Cutouts			
EZSH4824	48" x 24" x 42"	\$1250	\$1300
EZSH6024	60" x 24" x 42"	\$1360	\$1410
EZSH7224	72" x 24" x 42"	\$1420	\$1470
EZSH8424	84" x 24" x 42"	\$1650	\$1700
EZSH4830	48" x 30" x 42"	\$1300	\$1350
EZSH6030	60" x 30" x 42"	\$1380	\$1410
EZSH7230	72" x 30" x 42"	\$1450	\$1500
EZSH8430	84" x 30" x 42"	\$1680	\$1730
EZSH6036	60" x 36" x 42"	\$1400	\$1450
EZSH7236	72" x 36" x 42"	\$1480	\$1530
EZSH8436	84" x 36" x 42"	\$1750	\$1800



EZSH7224EC

Model No.	Descriptions/Dimensions	List	HPL List (+H)
Standing Height Tables with Electrical Cutouts - each Cutout is 5.25" W x 2" to accommodate surface electrical kits			
EZSH4824EC	48" x 24" x 42" - one cutout	\$1270	\$1320
EZSH6024EC	60" x 24" x 42" - one cutout	\$1380	\$1430
EZSH7224EC	72" x 24" x 42" - two cutouts	\$1460	\$1510
EZSH8424EC	84" x 24" x 42" - two cutouts	\$1690	\$1740
EZSH4830EC	48" x 30" x 42" - one cutout	\$1320	\$1370
EZSH6030EC	60" x 30" x 42" - one cutout	\$1400	\$1430
EZSH7230EC	72" x 30" x 42" - two cutouts	\$1490	\$1540
EZSH8430EC	84" x 30" x 42" - two cutouts	\$1720	\$1770
EZSH6036EC	60" x 36" x 42" - one cutout	\$1420	\$1470
EZSH7236EC	72" x 36" x 42" - two cutouts	\$1520	\$1570
EZSH8436EC	84" x 36" x 42" - two cutouts	\$1790	\$1840



EZSH6036EM

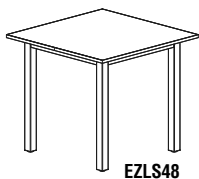
Model No.	Descriptions/Dimensions	List	HPL List (+H)
Standing Height with Meeting Unit Cutout - Cutout 7.5" W x 12.125" L			
EZSH6036EM	60" x 36" x 42" - one cutout	\$1440	\$1570
EZSH7236EM	72" x 36" x 42" - one cutout	\$1520	\$1670
EZSH8436EM	84" x 36" x 42" - one cutout	\$1790	\$1940

e5™ STANDING HEIGHT SQUARE TABLES

- All standard choices and information listed above for e5 regular standing height tables apply.
- Grommet cutout accommodates surface mount electrical kit EZSCK4 - 4 power and 2 USB receptacles, 108" plug in power cord.
- Mobilize your square table with optional caster kit .
- Optional caster kit consists of 4 twin wheel 37mm diameter casters with brakes made of first class polyamide in black only.
- 150lb. Load capacity per caster.
- Meets ANSI/BIFMA Performance criteria.

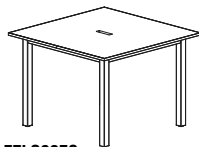
Model No.	Descriptions/Dimensions	Wt.	List	HPL List (+H)
Square Standing Height Tables - No Factory Cutouts				
EZLS48	Square 42" H Table - 48" x 48" x 42"H	200#	\$1650	\$1700
EZLS54	Square 42" H Table - 454" x 54" x 42"H	226#	\$1725	\$1775
EZLS60	Square 42" H Table - 60" x 60" x 42"H	256#	\$1800	\$1850

e5™ STANDING HEIGHT SQUARE TABLES (CONTINUED)



EZLS48

Model No.	Descriptions/Dimensions	Wt.	List	HPL List (+H)
Square Standing Height Tables - No Factory Cutouts				
EZLS48	Square 42" H Table - 48" x 48" x 42"H	200#	\$1650	\$1700
EZLS54	Square 42" H Table - 454" x 54" x 42"H	226#	\$1725	\$1775
EZLS60	Square 42" H Table - 60" x 60" x 42"H	256#	\$1800	\$1850



EZLS60EC

Model No.	Descriptions/Dimensions	Wt.	List	HPL List (+H)
Square Standing Height Tables - With Factory Cutouts Only				
EZLS48EC	Square 42"H Table with electrical cutouts - 48" x 48" x 42"H	200#	\$1680	\$1730
EZLS54EC	Square 42"H Table with electrical cutouts - 54" x 54" x 42"H	226#	\$1755	\$1805
EZLS60EC	Square 42"H Table with electrical cutouts - 60" x 60" x 42"H	256#	\$1830	\$1880

Note: Each Cutout is 2.00" x 8.25" to Accommodate Surface Mount Electrical EZSCK4

Model No.	Descriptions/Dimensions	Wt.	List
EZLSCK	Set of 4 dual wheel casters with brake caster 37mm diameter; stem 5/16-18 x5/8"	2#	\$40

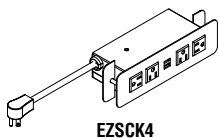
SURFACE ELECTRICAL KITS - PLUG IN

- For electrical module holes to be cut at the factory order table models above ending in "EC".
- Select Silver, Gloss White or Black module cover.
- One cutout on 48" W and 60" W tables; two cutouts on 72" W and 84" W tables.
- Cutout size 5.25" x 2".

Model No.	Description	Power/USB Details	List Price
EZSCK	48" and 60" - Table Kit Silver flush module base	2 power receptacles, 2 USB connectors with 108" plug-in cord.	\$473

SURFACE ELECTRICAL KITS - PLUG IN (CONTINUED)

Model No.	Description	Power/USB Details	List Price
EZDCK72	72" Table Kit 2 flush module base	2 power receptacles, 2 USB connectors 1 - 31" interconnecting cable, 1 - 72" starter cord	\$998
EZDCK84	84" Table Kit 2 flush module base	2 power receptacles, 2 USB connectors 1 - 31" interconnecting cable, 1 - 72" starter cord	\$998



EZSCK4

Model No.	Description	Power/USB Details	List Price
EZSCK4	Keep Cantilevered Table Electrical Kit - flush module base	4 power receptacles, 2 USB connectors with 108" plug-in cord.	\$604

MEETING/CONFERENCE UNITS

- Two options for collaborative meeting technology.
 - Up to 4 users can share ideas on one screen with a simple push of a button.
- Stationary inset self-contained unit with sliding doors for easy access to power receptacles, telecom plates and USB charging ports as well as the HDMI components.
 - Stationary unit - Silver; portable unit - gloss white.
- Convert any space into a collaborative space with the portable unit, easy-to-use technology solution.

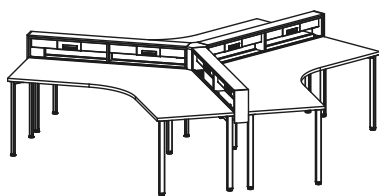
Model No.	Description	Dimensions	List Price
EZMR	Grommet Mounted HDMI Stationary Unit includes 4 power, 4 2.1A USB charging ports, 4 HDMI Show Me cables, HDMI 4 position switch box 2 plate cutouts, 15' HDMI monitor cable, 108" cord.	13.2" W x 7.95" D x 9.37" H	Call for quotation
EZGA	Portable Meeting Technology includes 4 power, 4 2.1A USB charging ports, 4 HDMI Show Me cables, HDMI 4 position switch box 15' HDMI monitor cable, 108" cord, and Black Carry Case.	14.74" W x 11.75" D x 4.58" H	Call for quotation

e5™ 120 DEGREE WORKSTATIONS

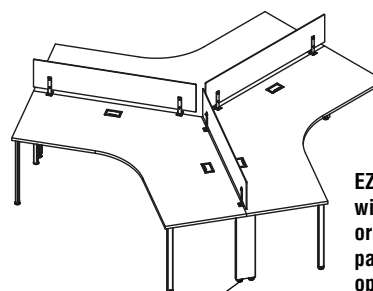


- 1-1/8" thermally fused Laminate worksurfaces available in 6 e5 colors with matching 2mm PVC edgebanding - Summer Suede, Cocoa, Biltmore Cherry, Designer White, Columbian Walnut and Raven.
- All e5 worksurfaces are now also available in HPL options. Add "H" after the model no., i.e. EZOT2448EH
- Perfect team work environment solution. In combination with standard e5 build stations for 3, 5, 6, 8 or more.
- Combine with mobile, privacy panels, beltways or surface power options to complete the work space.
- Add e5 half rounds at the end of workstations to create collaborative areas for impromptu meetings.
- 120 Degree e5 Workstation Pods: **Three Options** - Workstations with no cutouts, with surface power module cutouts (power modules are ordered separately below), or with power beltways (order model no. EZOT2448 or EZOT3060 when using beltway).
- Table size options are 24" D x 48" W or 30" D x 60" W.

Model No.	Descriptions	Dimensions	List	HPL List (+H)
EZOT2448	3 Person Pod with 120 Degree worksurfaces	24" x 50" x 50" x 24"	\$6320	\$6470
EZOT2448E	3 Person Pod with 120 Degree worksurfaces with power/ module cutouts	24" x 50" x 50" x 24"	\$6440	\$6590
EZOT3060	3 Person Pod with 120 Degree worksurfaces	30" x 62" x 62" x 30"	\$7395	\$7545
EZOT3060E	3 Person Pod with 120 Degree worksurfaces with power/ module cutout	30" x 62" x 62" x 30"	\$7515	\$7665



EZOT3060
with optional Beltways (see page 33)



EZOT3060
with optional e5 acrylic or fabric panels. See page 35 or 36 for options.

EZDLCK

Model No.	Dimensions	List Price
EZDLCK	6.35" W x 27.6"H	\$125

Leg Cover Kit - optional accessory for use with plain and surface power configurations only (NOT for use with beltways) Steel choose e5 paint color

POWER KITS AND BELTWAYS FOR e5 120 DEGREE WORKSTATION PODS

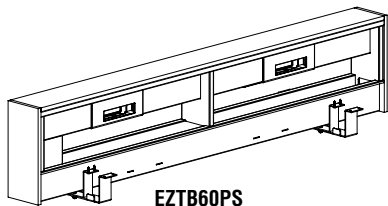
Surface Power Kits (fit factory cutouts for EZOT2448E, EZOT2448EH and EZOT3060E AND EZOT3060EH)

- All kits include 6 modules - 2 power 2 USB each;(5) connecting cables and 72" plug in infeed.
- Modules available in Silver, Gloss White and Black.

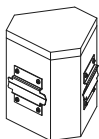
Model No.	Description	List
EZOTE48S	48" Table Kits - Silver	\$2625
EZOTE60S	60" Table Kits - Silver	\$2625

BELTWAYS FOR USE WITH EZOT2448, EZOT2448H, AND EZOT3060 AND EZOT3060H

- To connect beltways in the center of the configuration use model number EZOTCONN in one of the e5 six standard TFL colors.
- Connector installs easily without tools using the same slide on bracket used with beltway cladding.
- Can use both single - circuit or four - circuit beltway starter
- 3 beltways of choice will be required as there are 3 workstations



EZTB60PS



EZOTCONN

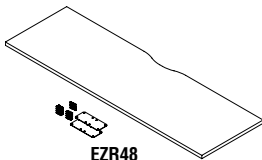


EZSCL37

Model No.	Dimensions	List Price
Single-circuit- Starters only - 3 required per 3 person pod		
Order (3) Starters include one 72" plug-in infeed cable, two dual-sided power blocks and four data plate cut-outs		
EZTB48PS	48" W x 5 1/4 " D x 12 3/8" H	\$1609
EZTB60PS	60" W x 5 1/4 " D x 12 3/8" H	\$1698
Four-circuit-Beltways - 1 starter/2 adders required per 3 person pod		
Order (1) Starters include one 144" hardwire infeed cable, two dual-sided power blocks and four data plate cut-outs		
EZTB48HS	48" W x 5 1/4 " D x 12 3/8" H	\$1636
EZTB60HS	60" W x 5 1/4 " D x 12 3/8" H	\$1725
Then Order (2) Adders include two dual-sided power blocks and four data plate cutouts		
EZTB48HA	48" W x 5 1/4 " D x 12 3/8" H	\$1462
EZTB60HA	60" W x 5 1/4 " D x 12 3/8" H	\$1559
And Order (1) Connector module to fill center space when using 3 beltways with 120 degree tops		
EZOTCONN	2.6" x 5.25" x 2.6" x 5.25" x 2.6" x 5.25" x 8.5"H (TFL color options)	\$450
EZSCL37	Cladding - to use with beltways to go from top of beltway to floor between end legs. Order three for each pod if desired as an option	\$162

PRODUCTIVITY AREA (STORAGE CABINETS WITH BOOKSHELF)

- Ideal for back-to-back end-of-run applications.
- Ala Carte area by selecting the surface (no legs), undersurface cabinet option, and end-cabinet filler bookshelf (if space permits).
- Each rectangular top surface includes 2 Bridge Brackets and 2 L-Brackets.
- Surfaces overhang lower cabinet by 6" to allow for cable management.
- e5 Productivity worksurfaces are available in HPL options. Add H at the end of the model number, i.e. EZR48H and add \$50 to the list price.

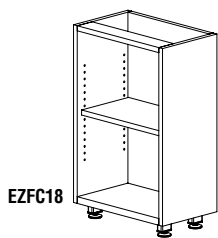
BUILD-AN-END


Model No.	Description – Rectangular Top Surface	Dimensions	List Price
EZR48	For (2) 24"D Back-to-Back Tables	48"W x 24"D	\$438
EZR52	For (2) 24"D Back-to-Back Tables with Beltway	52"W x 24"D	\$459
EZR53	For (2) 24"D Back-to-Back Tables with Techwall	53"W x 24"D	\$480

Model No.	Description – Rectangular Top Surface	Dimensions	List Price
EZR60	For (2) 30"D Back-to-Back Tables	60"W x 24"D	\$459
EZR64	For (2) 30"D Back-to-Back Tables with Beltway	64"W x 24"D	\$480
EZR65	For (2) 30"D Back-to-Back Tables with Techwall	65"W x 24"D	\$501

Model No.	Description – Rectangular Surface	Dimensions	List Price
EZR72	For (2) 36"D Back-to-Back Tables	72"W x 24"D	\$480
EZR76	For (2) 36"D Back-to-Back Tables with Beltway	76"W x 24"D	\$501
EZR77	For (2) 36"D Back-to-Back Tables with Techwall	77"W x 24"D	\$521

Model No.	Description	Dimensions	List Price
EZ3628FFNT	Double Lateral File Drawer, NO TOP	36"W x 18"D x 28 1/2"H	\$1458
EZ3628FNT	Open Upper Lever, Lateral File Drawer Lower, NO TOP	36"W x 18"D x 28 1/2"H	\$1232
EZ3628NT	2 Shelf Bookcase, NO TOP	36"W x 18"D x 28 1/2"H	\$845
EZ3628LNT	Laminate hinged doors, NO TOP	36"W x 18"D x 28 1/2"H	\$1034

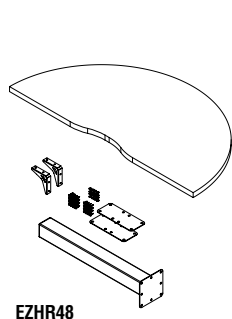
END CABINET FILLER BOOK SHELF


Model No.	Description	Dimensions	List Price
EZFC18	1 Adjustable 9 1/2"D Shelf, Foot Kit, Mounting Screws Filler Shelf	18"W x 11"D x 28 1/2"H	\$562

NOTE: Top and Storage Cabinets must be ordered separately.
Two End Cabinet Filler Shelves may be required.

MEETING END

- Includes surface size of your choice, (1) 3" x 3" Leg with adjustable glide, (2) Bridge Brackets and (2) L-Brackets.
- e5 meeting ends are available in HPL options. Add "H" to the end of the model number, i.e. EZHR48H and add \$50 to the list price.



Model No.	Description – Half Round Table Kits 48" Dia.	Dimensions	List Price
EZHR48	For (2) 24"D Back-to-Back Tables	48" Diameter	\$710
EZHR52	For (2) 24"D Back-to-Back Tables with Beltway	52" Diameter	\$730
EZHR53	For (2) 24"D Back-to-Back Tables with Powerwall	53" Diameter	\$762

Model No.	Description – Half Round Table Kits 60" Dia.	Dimensions	List Price
EZHR60	For (2) 30"D Back-to-Back Tables	60" Diameter	\$783
EZHR64	For (2) 30"D Back-to-Back Tables with Beltway	64" Diameter	\$804
EZHR65	For (2) 30"D Back-to-Back Tables with Powerwall	65" Diameter	\$856

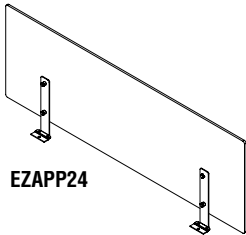
Model No.	Description – Half Round Table Kits 60" Dia.	Dimensions	List Price
EZHR72	For (2) 36"D Back-to-Back Tables	72" Diameter	\$835
EZHR76	For (2) 36"D Back-to-Back Tables with Beltway	76" Diameter	\$856
EZHR77	For (2) 36"D Back-to-Back Tables with Powerwall	77" Diameter	\$887

e5™ ABOVE SURFACE ACRYLIC PRIVACY SCREENS



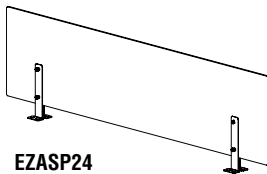
- Stylish frosted acrylic screens with flame polished edges to give the appearance of glass.
- Standard Green Crystal Ice Acrylic/frosted on both sides. No color specification required.
- Overall screen height with bracket is 12 1/2". Brackets/Hardware included.
- **Painted steel brackets are available in White, Silver or Black. Specify paint finish color.**
- Screens are meant to be space dividers or used for limited privacy – not sound absorbing.
- To specify, choose panel that is 6" shorter than worksurface. (For example, 60"W surface – order EZAPP54 (54"W).)

ACRYLIC PRIVACY PANELS – TABLE TOP MOUNTED OPTION (ATTACHES UNDERNEATH SURFACE)



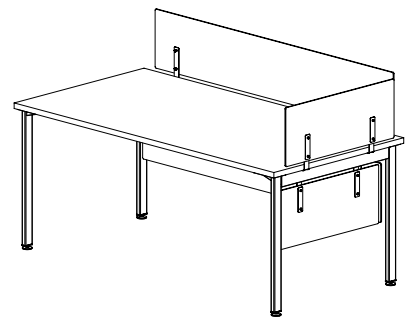
Model No.	Dimensions	List Price
EZAPP18	18"W x 3/16"D x 12 1/2"H	\$271
EZAPP24	24"W x 3/16"D x 12 1/2"H	\$292
EZAPP30	30"W x 3/16"D x 12 1/2"H	\$312
EZAPP36	36"W x 3/16"D x 12 1/2"H	\$323
EZAPP42	42"W x 3/16"D x 12 1/2"H	\$344
EZAPP48	48"W x 3/16"D x 12 1/2"H	\$365
EZAPP54	54"W x 3/16"D x 12 1/2"H	\$396
EZAPP60	60"W x 3/16"D x 12 1/2"H	\$417
EZAPP66	66"W x 3/16"D x 12 1/2"H	\$448

ACRYLIC PRIVACY PANELS – TABLE/BELTWAY/CABINET MOUNTED OPTION (ATTACHES TO TOP OF SURFACE)



Model No.	Dimensions	List Price
EZASP24	24"W x 3/16"D x 12 1/2"H	\$292
EZASP30	30"W x 3/16"D x 12 1/2"H	\$312
EZASP36	36"W x 3/16"D x 12 1/2"H	\$323
EZASP42	42"W x 3/16"D x 12 1/2"H	\$344
EZASP48	48"W x 3/16"D x 12 1/2"H	\$365
EZASP54	54"W x 3/16"D x 12 1/2"H	\$396
EZASP60	60"W x 3/16"D x 12 1/2"H	\$417
EZASP66	66"W x 3/16"D x 12 1/2"H	\$448

e5™ SIDE SURFACE SUPPORT CHANNELS, MODESTY PANELS & PRIVACY SCREENS



SIDE SURFACE SUPPORT CHANNELS / WIRE MANAGEMENT

Model No.	Description	List Price
EZWC17	For 24"D Surfaces	\$86
EZWC23	For 30"D Surfaces	\$89
EZWC29	For 36"D Surfaces	\$91

SIDE SURFACE MODESTY PANELS – ACRYLIC*

Model No.	Description	Dimensions	List Price
EZMAP16	For 24"D Surfaces	16"W x 3/16"D x 12 1/2"H	\$260
EZMAP22	For 30"D Surfaces	22"W x 3/16"D x 12 1/2"H	\$312
EZMAP28	For 36"D Surfaces	28"W x 3/16"D x 12 1/2"H	\$323

* Side Surface Support Channel required for Modesty Panel installation.

SIDE SURFACE MODESTY PANELS – LAMINATE*

Model No.	Description	Dimensions	List Price
EZMLP16	For 24"D Surfaces	15 3/4"W x 1/2"D x 11 7/8"H	\$62
EZMLP22	For 30"D Surfaces	21 3/4"W x 1/2"D x 11 7/8"H	\$68
EZMLP28	For 36"D Surfaces	27 3/4"W x 1/2"D x 11 7/8"H	\$72

* Side Surface Support Channel required for Modesty Panel installation.

SIDE SURFACE ACRYLIC PRIVACY SCREENS – ABOVE SURFACE (MOUNTS UNDERNEATH SURFACE)

Model No.	Description	Dimensions	List Price
EZAPP18	For 24"D Surfaces	18"W x 3/16"D x 12 1/2"H	\$271
EZAPP24	For 30"D Surfaces	24"W x 3/16"D x 12 1/2"H	\$292
EZAPP30	For 36"D Surfaces	30"W x 3/16"D x 12 1/2"H	\$312

e5™ ABOVE SURFACE FABRIC TACK PANELS

- Space Divider (privacy) and functional tack board in one.
- Overall panel height with bracket is 12 1/2" or 18 1/2". Brackets/hardware included. Painted steel brackets are available in White, Silver or Black. Specify paint finish color.
- Select fabric from Guilford of Maine panel fabric. Fabrics listed in Mayline Corporate Color Program are "standard", any other Guilford panel fabric is considered "premier".
- Tack Panel mounts on top of surface (tables, beltways, cabinets, etc.).
- Tack Board is framed in Brushed Aluminum.
- To specify, choose panel that is 6" shorter than worksurface.

Model No.	Description	Dimensions	List Price	(+P) List Price
EZTP2412	e5 Above Surface Fabric Tack Panels 12"H	24"W x 12"H	\$365	\$469
EZTP3012	e5 Above Surface Fabric Tack Panels 12"H	30"W x 12"H	\$396	\$501
EZTP3612	e5 Above Surface Fabric Tack Panels 12"H	36"W x 12"H	\$427	\$532
EZTP4212	e5 Above Surface Fabric Tack Panels 12"H	42"W x 12"H	\$480	\$584
EZTP4812	e5 Above Surface Fabric Tack Panels 12"H	48"W x 12"H	\$511	\$616
EZTP5412	e5 Above Surface Fabric Tack Panels 12"H	54"W x 12"H	\$532	\$636
EZTP6012	e5 Above Surface Fabric Tack Panels 12"H	60"W x 12"H	\$563	\$668
EZTP6612	e5 Above Surface Fabric Tack Panels 12"H	66"W x 12"H	\$605	\$710
EZTP2418	e5 Above Surface Fabric Tack Panels 18"H	24"W x 18"H	\$469	\$574
EZTP3018	e5 Above Surface Fabric Tack Panels 18"H	30"W x 18"H	\$501	\$605
EZTP3618	e5 Above Surface Fabric Tack Panels 18"H	36"W x 18"H	\$532	\$636
EZTP4218	e5 Above Surface Fabric Tack Panels 18"H	42"W x 18"H	\$584	\$689
EZTP4818	e5 Above Surface Fabric Tack Panels 18"H	48"W x 18"H	\$616	\$720
EZTP5418	e5 Above Surface Fabric Tack Panels 18"H	54"W x 18"H	\$636	\$741
EZTP6018	e5 Above Surface Fabric Tack Panels 18"H	60"W x 18"H	\$668	\$772
EZTP6618	e5 Above Surface Fabric Tack Panels 18"H	66"W x 18"H	\$710	\$814

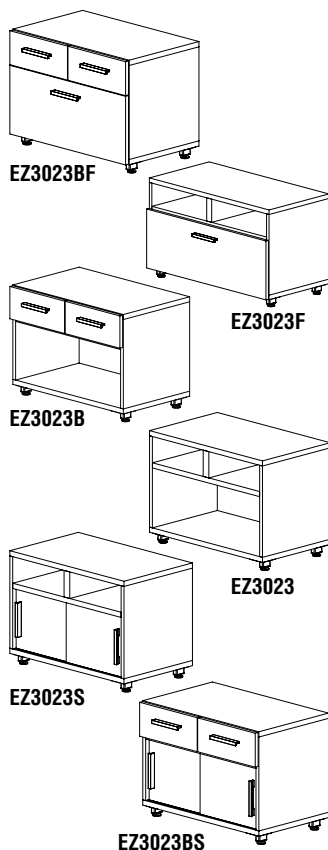
NOTE: Guilford of Maine panel fabric. Upholstery fabric not warranted. List price reflects Guilford of Maine standard panel fabric. If an alternative or premier line of fabric is selected, add suffix "P" to Model No. and use the (+P) column price above. Contact Customer Service for upcharge and leadtime.

e5™ LAYERED HEIGHT STORAGE CABINETS



- Cabinets are supported by 1 7/8" high painted steel legs with adjustable glides.
- Cabinets ship assembled; pulls and legs are field installed.
- Lateral drawers available in 30" and 36" wide cabinets only.
- Full extension drawer steel slides are standard. Hanging file frames are included.
- Lateral Drawers have a 90# maximum weight load capacity per drawer.
- Storage cabinets are made of 1" TFL tops, bottoms and shelves and 3/4" TFL sides and finished backs.
- A variety of widths and internal configurations are available in the choice of 6 standard Thermally Fused Laminates.

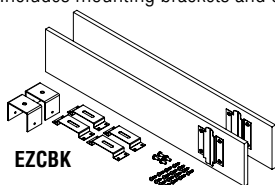
- Legs available in White, Black or Silver.
- Sliding doors are made of 1/4" TFL.
- One drawer pull per drawer, in Silver only.
- Matching PVC edgebanding.
- Total cabinet load capacity 300#.



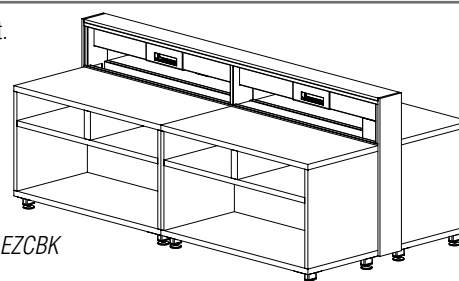
Model No.	Upper Level	Lower Level	Dimensions	Wt.	List Price
EZ3023BF	2 Box Drawers	1 Lateral File Drawer	30"W x 18"D x 21 3/4"H	136#	\$1238
EZ3623BF	2 Box Drawers	1 Lateral File Drawer	36"W x 18"D x 21 3/4"H	144#	\$1354
EZ3023F	Divided Opening	1 Lateral File Drawer	30"W x 18"D x 21 3/4"H	124#	\$996
EZ3623F	Divided Opening	1 Lateral File Drawer	36"W x 18"D x 21 3/4"H	136#	\$1081
EZ3023B	2 Box Drawers	Open	30"W x 18"D x 21 3/4"H	84#	\$945
EZ3623B	2 Box Drawers	Open	36"W x 18"D x 21 3/4"H	88#	\$1023
EZ4223B	2 Box Drawers	Open	42"W x 18"D x 21 3/4"H	92#	\$1049
EZ4823B	2 Box Drawers	Open	48"W x 18"D x 21 3/4"H	96#	\$1075
EZ3023	Divided Open	Open	30"W x 18"D x 21 3/4"H	53#	\$686
EZ3623	Divided Open	Open	36"W x 18"D x 21 3/4"H	55#	\$763
EZ4223	Divided Open	Open	42"W x 18"D x 21 3/4"H	57#	\$780
EZ4823	Divided Open	Open	48"W x 18"D x 21 3/4"H	59#	\$806
EZ3023S	Divided Open	Sliding Laminate Doors	30"W x 18"D x 21 3/4"H	58#	\$840
EZ3623S	Divided Open	Sliding Laminate Doors	36"W x 18"D x 21 3/4"H	60#	\$923
EZ4223S	Divided Open	Sliding Laminate Doors	42"W x 18"D x 21 3/4"H	62#	\$945
EZ4823S	Divided Open	Sliding Laminate Doors	48"W x 18"D x 21 3/4"H	64#	\$971
EZ3023BS	2 Box Drawers	Sliding Laminate Doors	30"W x 18"D x 21 3/4"H	87#	\$1096
EZ3623BS	2 Box Drawers	Sliding Laminate Doors	36"W x 18"D x 21 3/4"H	91#	\$1170
EZ4223BS	2 Box Drawers	Sliding Laminate Doors	42"W x 18"D x 21 3/4"H	95#	\$1197
EZ4823BS	2 Box Drawers	Sliding Laminate Doors	48"W x 18"D x 21 3/4"H	99#	\$1223

BELTWAY MOUNTING KIT FOR BETWEEN LOWER STORAGE CABINETS

- Utilize existing components into a new configuration and finish the look with a beltway mounting kit.
- Includes mounting brackets and cladding pieces (order 1 kit per beltway).



Model No.	Description	List Price
EZCBK	One size fits all	\$312



Lower cabinets shown utilizing EZCBK and EZTB60PS.

OPTIONAL FABRIC SEAT CUSHIONS

- Seat cushions are attached to cabinets with Velcro strips (included).

For fabric choices on cushions refer to online upholstery fabric card (#FABCARD) for current standard options. Prices as quoted below. For graded-in fabrics, visit www.themomgroup.com/mfg/208 for a complete textile offering and samples. COM Fabric Program available. See separate order form at the back of the price book for guidelines.

FABRIC GRADE SELECTIONS LIST PRICES											
Model No.	Dimensions	F2	F3	F4	F5	F6	F7	F8	F9	F10	COM(FX)
EZSC15	15 1/2"W x 23"D x 2"H (Mobile Ped Cushion)	\$277	\$305	\$319	\$333	\$374	\$402	\$458	\$500	\$540	\$305
EZSC24	23"W x 17"D x 2"H	\$277	\$305	\$319	\$333	\$374	\$402	\$458	\$500	\$540	\$305
EZSC30	29"W x 17"D x 2"H	\$297	\$326	\$341	\$356	\$401	\$431	\$490	\$535	\$579	\$326
EZSC36	35"W x 17"D x 2"H	\$326	\$359	\$375	\$392	\$441	\$474	\$538	\$587	\$636	\$359
EZSC42	41"W x 17"D x 2"H	\$357	\$393	\$411	\$428	\$482	\$517	\$589	\$644	\$697	\$393
EZSC48	47"W x 17"D x 2"H	\$377	\$415	\$434	\$452	\$509	\$547	\$622	\$678	\$735	\$415

WORKSPACES
 DESKS & STORAGE
 TABLES
 SEATING
 HIGH DENSITY STORAGE
 MAIL ROOM FURNITURE
 TECHNOLOGY FURNITURE
 DRAFTING FURNITURE
 ACCESSORIES
 PRODUCT INDEX

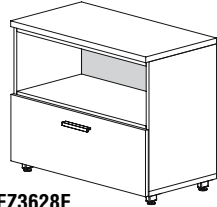
e5™ SURFACE HEIGHT STORAGE CABINETS



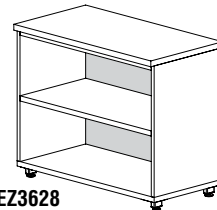
- Cabinets are available in a variety of widths and internal configurations in a choice of 6 Thermally Fused Laminates.
- Storage cabinets are made of 1-1/8" TFL tops, bottoms and shelves and 3/4" TFL sides and finished backs.
- Cabinets are supported by 1 7/8" high painted steel legs with adjustable glides.
- Cabinets ship assembled; pulls and legs are field installed.
- Legs available in White, Black or Silver.
- Surface Height Lateral Drawer Cabinets are available in (2) drawer or open top and (1) drawer bottom in 36" widths only.
- Lateral Drawers feature anti-tip drawer interlock system that allows only one drawer to open at a time.
- EZ3628FF files ship with randomly keyed locks as standard; field installed replacement cores and keys can be ordered at an additional cost.
- Counter weight back included to meet ANSI/BIFMA stability requirements.
- Full extension drawer steel slides are standard. Hanging file frames are included.
- Single drawer pull per drawer and hinged door handles in Silver only.
- 72" wide cabinets with hinged doors or open shelving consist of (2) 36"W cabinets with a common 1-1/8" top.
- Matching PVC edgebanding.
- Lateral Drawers have a 90# maximum weight load capacity per drawer.
- Single drawer laterals do NOT have locks.



EZ3628FF



EZ3628F



EZ3628

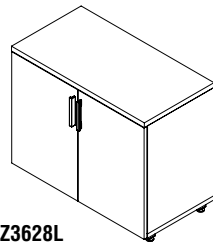
Model No.	Upper Level	Lower Level	Dimensions	Wt.	List Price
EZ3628FF	Lateral File Drawer	Lateral File Drawer	36"W x 18"D x 29 1/2"H	240#	\$1667
EZ3628F	Open	Lateral File Drawer	36"W x 18"D x 29 1/2"H	205#	\$1336
EZ3628	Open	Open without Doors (Bookcase)	36"W x 18"D x 29 1/2"H	85#	\$1053
EZ3628L	Laminate Hinged Doors	Laminate Hinged Doors	36"W x 18"D x 29 1/2"H	105#	\$1237

Surface Height Storage Cabinets (Two 36" Open Cabinets with Common 1-1/8" Top)

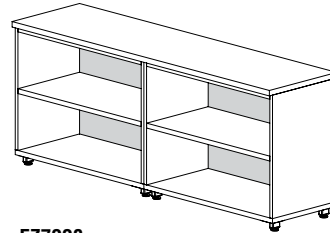
EZ7228	—	—	72"W x 18"D x 29 1/2"H	173#	\$1891
---------------	---	---	------------------------	------	--------

Surface Height Storage Cabinets – Hinged Laminate Doors (Two 36" Cabinets with Common 1-1/8" Top)

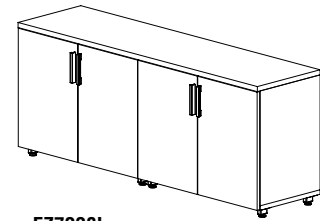
EZ7228L (Includes 1 Fixed Horizontal Shelf)			72"W x 18"D x 29 1/2"H	197#	\$2300
--	--	--	------------------------	------	--------



EZ3628L



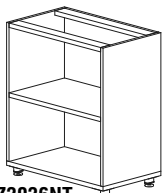
EZ7228



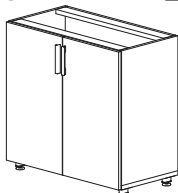
EZ7228L

e5™ COUNTER HEIGHT STORAGE CABINETS

- Counter height cabinets are perfect for use in conference and hospitality areas.
- Tops are sold separately to allow for the mixing of TFL finishes or an HPL top option.
- Choose your cabinet size and style and choose your top - TFL or HPL and finish.
- Cabinets are available in 30" and 36" widths in a choice of 6 thermally fused laminates.
- Overall cabinet height will be 36" H including top, cabinet and legs (with adjustable glides).
- Storage cabinets are made of 1-1/8" TFL bottoms and shelves and 3/4" TFL sides and back.
- Tops are made of 1-1/8" TFL (6 color options) or HPL tops in a variety of colors.
- Cabinets ship assembled; pulls and legs are field installed.
- Legs are available in White, Black or Silver finish.



EZ3036NT



EZ3636LNT

Model No.	Descriptions	Dimensions	Wt.	List
Cabinets:	Tops NOT included; order below			
EZ3036NT	Open with shelf; without Doors	30"W x 18"D x 34.85" H	80 #	\$972
EZ3636NT	Open with shelf; without Doors	36"W x 18"D x 34.85" H	92#	\$1022
EZ3036LNT	Laminate Hinged Doors with shelf	30"W x 18"D x 34.85" H	102#	\$1247
EZ3636LNT	Laminate Hinged Doors with shelf	36"W x 18"D x 34.85" H	117#	\$1297

e5™ COUNTER HEIGHT STORAGE CABINETS (CONTINUED)

Model No.	Descriptions	Dimensions	Wt.	List Price
Tops				
EZT3019	TFL top for 30"W cabinet	30"W x 19" D x 1-1/8" H	20#	\$283
EZT3019H	HPL top for 30"W cabinet	30"W x 19" D x 1-1/8" H	20#	\$333
EZT3619	TFL top for 36"W cabinet	36"W x 19" D x 1-1/8" H	24#	\$295
EZT3619H	HPL top for 36"W cabinet	36"W x 19" D x 1-1/8" H	24#	\$345
EZT6019	TFL common top for (2) 30" W cabinets	60"W x 19" D x 1-1/8" H	40#	\$416
EZT6019H	HPL common top for(2) 30" W cabinets	60"W x 19" D x 1-1/8" H	40#	\$466
EZT7219	TFL common top for (2) 36" W cabinets	72"W x 19" D x 1-1/8" H	47#	\$472
EZT7219H	HPL common top for(2) 36" W cabinets	72"W x 19" D x 1-1/8" H	47#	\$522
EZT9619	TFL common top for combination of (2) 30" & (1) 36"	96"W x 19" D x 1-1/8" H	62#	\$528
EZT9619H	HPL common top for combination of (2) 30" & (1) 36"	96"W x 19" D x 1-1/8" H	62#	\$578

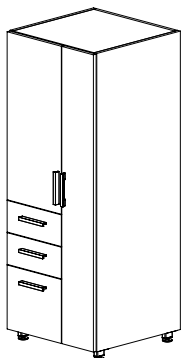
e5™ FREESTANDING STORAGE



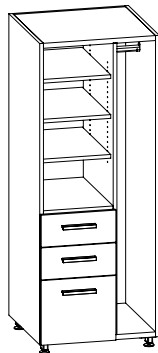
- e5 Wardrobe Storage Towers come in 51"H and 62"H in the choice of 6 Thermally Fused Laminates.
- Wardrobes and Bookcases are made of 1" TFL top, bottom and shelves and 3/4" TFL sides with finished backs.
- Wardrobes and Bookcases ship assembled. Legs, pulls and shelves are field installed.
- Wardrobes and Bookcases are supported by 1 7/8" high painted steel legs with adjustable glides, available in White, Silver or Black.

WARDROBE STORAGE TOWERS

- Wardrobes include hang rod and adjustable shelves (2 shelves for 51" high and 3 shelves for 62" high) with Silver pulls on drawers and doors.
- Each wardrobe includes a BBF Pedestal with gang lock and full extension slides. Randomly keyed locks. Select orientation; drawers available on either left or right side.



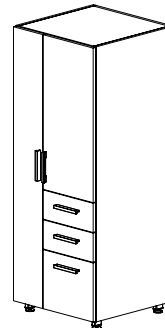
EZWT62



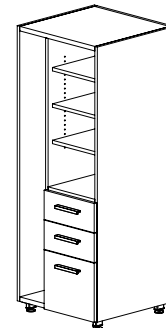
Interior view.

EZWT1562

Model No.	Description	Dimensions	Wt.	List Price
EZWT51	2-Shelf (left)	23 1/2"W x 23 1/2"D x 51"H	231#	\$2090
EZWT62	3-Shelf (left)	23 1/2"W x 23 1/2"D x 62"H	268#	\$2159
EW51R	2-Shelf (right)	23 1/2"W x 23 1/2"D x 51"H	231#	\$2090
EZWT62R	3-Shelf (right)	23 1/2"W x 23 1/2"D x 62"H	268#	\$2159



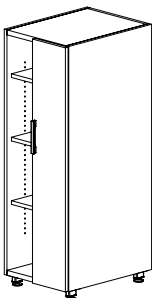
EZWT62R



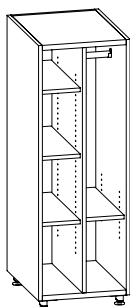
Interior view.

COMPACT WARDROBE TOWERS

- Wardrobes include hang rod and adjustable shelf (right side) and 3 adjustable shelves (left side).
- Right-swing door on 1/2 Door, 1/2 open. Left swing door on 1/2 high.

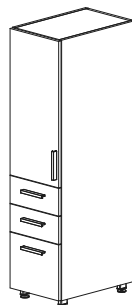


EZWTC51



Interior view.

Model No.	Description	Dimensions	Wt.	List Price
EZWTC51	1/2 Door, 1/2 open	15"W x 23 1/2"D x 51"H	150#	\$1484
EZWTC62	1/2 Door, 1/2 open	15"W x 23 1/2"D x 62"H	175#	\$1543
EZWT1562	1/2 H Wardrobe/BBF	15 1/2"W x 23 1/2"D x 62"H	200#	\$1829



Interior view.

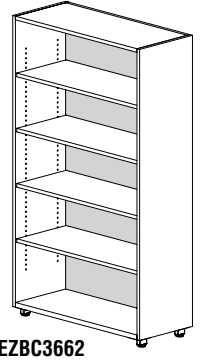


e5™ FREESTANDING STORAGE

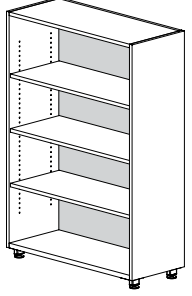
BOOKCASES

• Bookcases are 36" wide in 3 heights with adjustable (on 1" increments) shelves except for fixed base shelf.

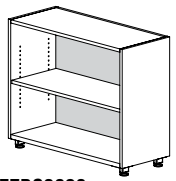
Model No.	Description	Dimensions	Wt.	List Price
EZBC3629	2-Shelf	36"W x 15"D x 29 1/2"H	75#	\$712
EZBC3651	4-Shelf	36"W x 15"D x 51"H	105#	\$1042
EZBC3662	5-Shelf	36"W x 15"D x 62"H	116#	\$1115



EZBC3662



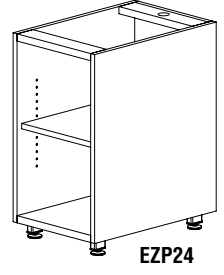
EZBC3651



EZBC3629

BOOKCASE TOWERS (PEDESTAL OPTIONS)

• Select a ped size/style (*Non-handed*).



EZP24

Model No.	Description	Dimensions	Wt.	List Price
EZP24	24" Deep Open/Open Ped, no top	15 1/2"W x 24"D x 28 1/2"H	75#	\$588
EZP30	30" Deep Open/Open Ped, no top	15 1/2"W x 30"D x 28 1/2"H	80#	\$674
EZP36	36" Deep Open/Open Ped, no top	15 1/2"W x 36"D x 28 1/2"H	85#	\$732

NOTE: Open pedestal with 1 shelf and wire cutout.

EZP24BBF	24" Deep BBF, no top	15 1/2"W x 24"D x 28 1/2"H	96#	\$877
EZP30BBF	30" Deep BBF, no top	15 1/2"W x 24"D x 28 1/2"H	105#	\$931
EZP36BBF	36" Deep BBF, no top	15 1/2"W x 24"D x 28 1/2"H	115#	\$1001

EZP24FF	24" Deep FF, no top	15 1/2"W x 24"D x 28 1/2"H	82#	\$831
EZP30FF	30" Deep FF, no top	15 1/2"W x 24"D x 28 1/2"H	92#	\$885
EZP36FF	36" Deep FF, no top	15 1/2"W x 24"D x 28 1/2"H	102#	\$929

NOTE: Open pedestal with 1 shelf and wire cutout.

BOOKCASE TOWERS (BOOKCASE ADDER)

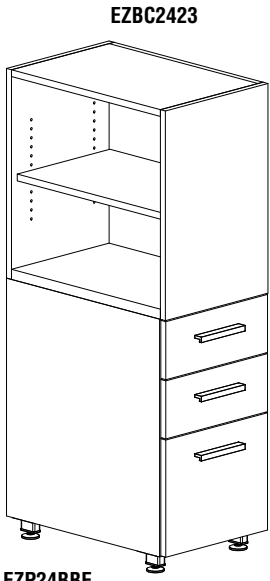
- Select a bookcase size/height (*Attach bookcase to pedestal at install – hardware included in ped*).
- Adjustable shelves in 1" increments (*2 shelves on 62", 1 on 52"*).
- Available in either 51" or 62" overall height when mounted on pedestal.
- Shelf has 13 positions.

Model No.	Description	Dimensions	Wt.	List Price
EZBC2423	2-Shelf Bookcase for above 24"D Ped	24"W x 15 1/2"D x 23 1/4"H	75#	\$521
EZBC3023	2-Shelf Bookcase for above 30"D Ped	30"W x 15 1/2"D x 23 1/4"H	80#	\$542
EZBC3623	2-Shelf Bookcase for above 36"D Ped	36"W x 15 1/2"D x 23 1/4"H	85#	\$553

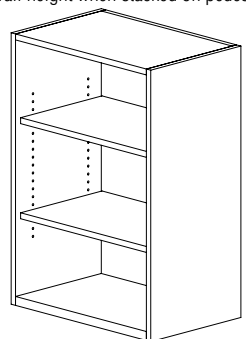
NOTE: Not for use as a stand-alone bookcase.
51" overall height when stacked on pedestal.

EZBC2434	3-Shelf Bookcase for above 24"D Ped	24"W x 15 1/2"D x 34 1/4"H	95#	\$653
EZBC3034	3-Shelf Bookcase for above 30"D Ped	30"W x 15 1/2"D x 34 1/4"H	105#	\$705
EZBC3634	3-Shelf Bookcase for above 36"D Ped	36"W x 15 1/2"D x 34 1/4"H	115#	\$803

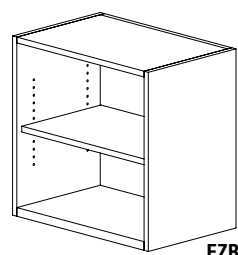
NOTE: 62" overall height when stacked on pedestal.



EZP24BBF



EZBC2434



EZBC2423

WORKSPACES
 DESKS & STORAGE
 TABLES
 SEATING
 HIGH DENSITY STORAGE
 MAILROOM FURNITURE
 TECHNOLOGY FURNITURE
 DRAFTING FURNITURE
 ACCESSORIES
 PRODUCT INDEX

e5™ MOBILE PEDESTALS




Use a Mobile Pedestal for storage and as convenient guest seating.

- Available in the 6 TFL colors with matching edge banding.
- Pedestals are shipped assembled; pulls and casters are field installed.
- Drawer pull is available in Silver only.
- Supports letter and legal files.
- Mobile Pedestals are made of 1" Thermally Fused Laminate tops, bottoms, and shelves; and 3/4" TFL sides and finished backs.
- Pedestals come with one silver lock, keyed randomly. Additional keys and cores are available for additional fee.

- Hanging file frames are included for all file drawers.
- Drawer configuration is one box and one file drawer.
- Black casters (2 locking; 2 non-locking).
- Full extension slides.

MOBILE PEDESTAL



EZPM24BF

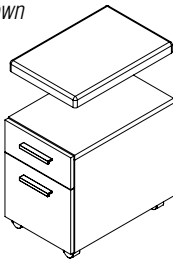
Model No.	Description	Dimensions	Wt.	List Price
EZPM24BF	Mobile Pedestal	15 1/2"W x 24"D x 23"H	82#	\$620

OPTIONAL FABRIC SEAT CUSHIONS

- Optional Seat Cushions are attached to cabinets with velcro strips that are included with the cushion.

For fabric choices on cushions refer to online upholstery fabric card (#FABCARD) for current standard options. Prices as quoted below. For graded-in fabrics, visit www.themomgroup.com/mfg/208 for a complete textile offering and samples. COM Fabric Program available. See separate order form at the back of the price book for guidelines.

Cushion shown with Mobile Pedestal.



* Fabric options described above. Specify fabric.

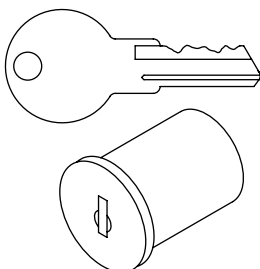
FABRIC GRADE SELECTIONS LIST PRICES

Model No.	Dimensions	F2	F3	F4	F5	F6	F7	F8	F9	F10	COM(FX)
EZSC15	15 1/2"W x 23"D x 2"H (Mobile Ped Cushion)	\$277	\$305	\$319	\$333	\$374	\$402	\$458	\$500	\$540	\$305

e5™ REPLACEMENT LOCK CORES

- Allows pedestals and storage cabinets to be keyed random, or alike.
- Master keys available in brass only.
- Field replacement only.

- Replacement cores in satin nickel finish.
- Must purchase a core removal tool to change lock cores.
- Additional replacement core with keys available upon request.



EZKT101

Model No.	Description	List Price
EZKT101	Replacement Core with Keys	\$22
EZKT102	Replacement Core with Keys	\$22
EZKT103	Replacement Core with Keys	\$22
EZKT104	Replacement Core with Keys	\$22
EZMK	Master Key	\$22
EZCRT	Core Removal Tool	\$22

e5™ OVERHEAD STORAGE CABINETS



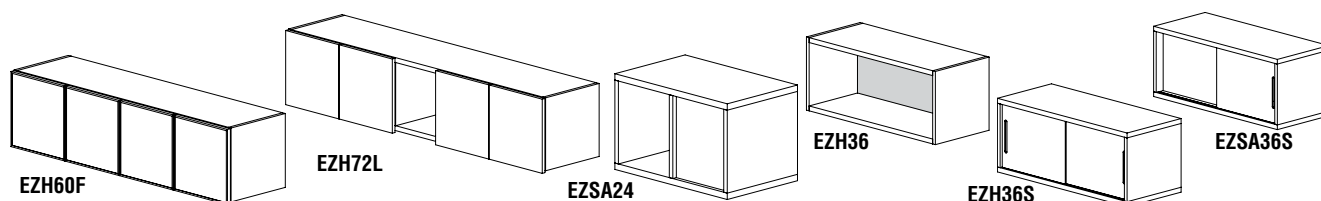
Intertek

- Overhead Storage Cabinets are made of 1" TFL top and bottom shelves, and 3/4" TFL sides and finished backs. Available in one of 6 e5 TFL colors.
- Overhead Storage Cabinets shipped assembled with doors attached.
- Overhead Cabinet options include open fronts, hinged frosted or colored glass doors, hinged laminate doors, or sliding White acrylic (writable) doors.
- 42", 48" and 72"W cabinets have a 12"W center opening without doors; 78"W cabinets have an 18"W center opening without doors.
- Finger pull bottoms on all hinged doors. Cut-out handle on acrylic sliding doors.
- Overhead Cabinets can be wall mounted (cabinets 42" and wider include cleats), mounted on Technology Beltway/Wall (cabinets 36"W and narrower include beltway brackets), or on corner supports.
- Tack Panels and Dry Erase boards (see Accessories page 49) available to fit on the reverse side of the 24", 30" and 36" units in open plan settings.
- 24", 30" and 36" cabinets include pilot holes / brackets for mounting to beltways and tech walls.
- Cabinets 42" and above automatically include cleats for wall mounting. For cabinets 24", 30" and 36" order wall cleat (WC) model # noted below (same price).
- **Colored Glass Hinged Door** option also available in Azure (Blue), Black, Silk (Beige), Willow (Yellow).

Model No.	Description	With Wall Cleats (WC)	Dimensions	Wt.	List Price
EZH24	Open/No Doors	EZH24WC	24"W x 15"D x 15"H	34#	\$391
EZH30	Open/No Doors	EZH30WC	30"W x 15"D x 15"H	47#	\$426
EZH36	Open/No Doors	EZH36WC	36"W x 15"D x 15"H	78#	\$464
EZSA24	Open/No Doors/2 Sided		24"W x 15"D x 15"H	47#	\$442
EZSA30	Open/No Doors/2 Sided		30"W x 15"D x 15"H	50#	\$461
EZSA36	Open/No Doors/2 Sided		36"W x 15"D x 15"H	81#	\$530
EZH24S	Open/2 Sliding/Beltway Mount Kit	EZH24SWC	24"W x 15"D x 15"H	49#	\$521
EZH30S	Open/2 Sliding/Beltway Mount Kit	EZH30SWC	30"W x 15"D x 15"H	52#	\$626
EZH36S	Open/2 Sliding/Beltway Mount Kit	EZH36SWC	36"W x 15"D x 15"H	83#	\$730
EZSA24S	Dual-Sided/1 Sliding on each side		24"W x 15"D x 15"H	50#	\$521
EZSA30S	Dual-Sided/1 Sliding on each side		30"W x 15"D x 15"H	53#	\$678
EZSA36S	Dual-Sided/1 Sliding on each side		36"W x 15"D x 15"H	84#	\$783
EZH30L	2 Laminate Hinged Doors	EZH30LWC	30"W x 15 3/4"D x 15"H	60#	\$573
EZH36L	2 Laminate Hinged Doors	EZH36LWC	36"W x 15 3/4"D x 15"H	102#	\$632
EZH42L	2 Laminate Hinged Doors		42"W x 15 3/4"D x 15"H	134#	\$676
EZH48L	2 Laminate Hinged Doors		48"W x 15 3/4"D x 15"H	54#	\$691
EZH60L	4 Laminate Hinged Doors		60"W x 15 3/4"D x 15"H	70#	\$1001
EZH72L	4 Laminate Hinged Doors		72"W x 15 3/4"D x 15"H	114#	\$1045
EZH78L	4 Laminate Hinged Doors		78"W x 15 3/4"D x 15"H	134#	\$1066
EZH30F	2 Frosted Glass Hinged Doors	EZH30FWC	30"W x 15 3/4"D x 15"H	55#	\$750
EZH36F	2 Frosted Glass Hinged Doors	EZH36FWC	36"W x 15 3/4"D x 15"H	90#	\$791
EZH42F	2 Frosted Glass Hinged Doors		42"W x 15 3/4"D x 15"H	122#	\$840
EZH48F	2 Frosted Glass Hinged Doors		48"W x 15 3/4"D x 15"H	142#	\$855
EZH60F	4 Frosted Glass Hinged Doors		60"W x 15 3/4"D x 15"H	62#	\$1343
EZH72F	4 Frosted Glass Hinged Doors		72"W x 15 3/4"D x 15"H	108#	\$1392
EZH78F	4 Frosted Glass Hinged Doors		78"W x 15 3/4"D x 15"H	126#	\$1412

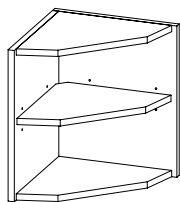
Colored Glass Door Options include: Azure (Blue), Black, Silk (Beige), Willow (Yellow)

EZH30C	2 Colored Glass Hinged Doors	EZH30CWC	30"W x 15 3/4" D x 15" H	55#	\$850
EZH36C	2 Colored Glass Hinged Doors	EZH36CWC	36"W x 15 3/4" D x 15" H	90#	\$891
EZH42C	2 Colored Glass Hinged Doors		42"W x 15 3/4" D x 15" H	122#	\$940
EZH48C	2 Colored Glass Hinged Doors		48"W x 15 3/4" D x 15" H	142#	\$955
EZH60C	4 Colored Glass Hinged Doors		60"W x 15 3/4" D x 15" H	62#	\$1543
EZH72C	4 Colored Glass Hinged Doors		72"W x 15 3/4" D x 15" H	108#	\$1592
EZH78C	4 Colored Glass Hinged Doors		78"W x 15 3/4" D x 15" H	126#	\$1612



e5™ OVERHEAD STORAGE CABINETS

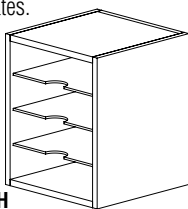
OVERHEAD CABINET SUPPORT



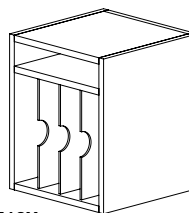
EZCS

Model No.	Description	Dimensions	Wt.	List Price
EZCS	Corner Support for Overhead Cabinet	15"W x 15"D x 18"H	18#	\$314
EZSM18H	Support Modules/Horizontal	15"W x 15"D x 18"H	21#	\$437
EZSM18V	Support Modules/Vertical	15"W x 15"D x 18"H	21#	\$437

* Select from 1 of 6 laminates.

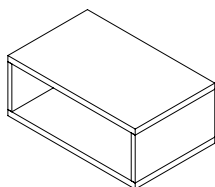


EZSM18H



EZSM18V

OVERHEAD CENTER ACCESS MODULE



EZCA24

Model No.	Description	Dimensions	Wt.	List Price
EZCA24	Passthrough used with 42"H Peninsula Table	24"W x 15"D x 9"H	8#	\$285

* Select from 1 of 6 laminates.

e5™ POWER AND DATA MANAGEMENT



Management of power and data is where e5 excels. The patent pending Technology Beltways and Walls deliver seated access to power and data throughout any configuration. Power is routed from the source to worksurfaces via the Technology Beltway or Wall.

How to Specify: Please refer to pre-configured Typical section for examples of e5 workstations. (Spaceplanning is available to assist in these decisions.)

- 1. Beltways or Walls:** Based on your configuration, choose either Technology Beltways or Technology Walls. Both provide equal power/data connectivity, but work with different types of worksurfaces.
- 2. Single- or 4-Circuit Power:** For configurations with only one (1) Beltway or Wall, you have the option of selecting single-circuit (plug-in) or 4-circuit (hardwired) power. Two (2) or more Beltways or Walls in a configuration require 4-circuit power for adequate power capacity. (See specifications below for power system details.)
- 3. Starters:** Choose the Beltway or Wall 'Starter' unit based on your power needs and size of work surfaces. Starters include Beltway or Wall, infeed cable (72"L plug-in for single-circuit or 144"L hardwired for 4-circuit), dual-sided power blocks with 4-outlets per side, and data plate cut-outs. (See charts below for specifics.) If selecting a plug-in (single circuit) starter, adder sections cannot be joined to it.
- 4. Adders:** Choose the Beltway or Wall 'Adder' unit(s) based on your overall configuration. Adders include Beltway or Wall, dual-sided power blocks with 4-outlets per side, 34"L connecting cable, and data plate cut-outs. (See charts below for specifics.)

- Power kits can be reconfigured at any time with no tools required.
- Power kits are UL Recognized and CSA Certified.
- Single-Circuit kits are rated for 20 amps. 4-Circuit, 8-Wire kits are rated for 80 amps.
- It is the customer's responsibility to ensure that the use of electrical systems, including the number of receptacles on a given circuit and connection to the building's power source, be in compliance with all electrical codes. Refer to the chart below for typical power usage by common office equipment.
- City of Chicago solution available. Hard wiring by an electrician required. Contact Space Planning for alternative part numbers.

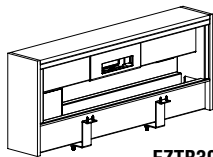
TYPICAL POWER USAGE BY COMMON OFFICE EQUIPMENT		
Computers AMPS	Copiers AMPS	FAX Machines AMPS
Desktop 3-5	Desktop 15	Inkjet/Thermal 0.75
Laptop 3	Console 20	Plain Paper 6
Monitors AMPS	Copier/Duplicator 30	Task Lights AMPS
13" 2	Printers AMPS	36" T8 Fluorescent 0.2/Bulb
17" 3	Inkjet 0.5	48" T8 Fluorescent 0.3/Bulb
21" 3	Laser or LED 8	
	Group Laser or LED 15	

NOTE: Plug-in infeed is single circuit.

TECHNOLOGY BELTWAY

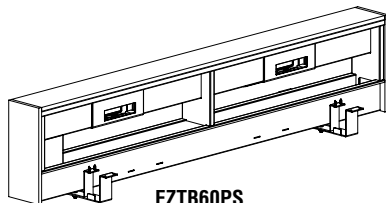
- Technology Beltways include steel framework (*specify paint color*), laminate cladding on tops and sides (*specify TFL*, all necessary hardware for surface connections, and power elements.)
- Laminate cladding is attached to the tops and sides using a patent-pending connector bracket that requires no tools.
- Sits above worksurface.
- Adds 7 3/4" to desk height.

[STARTER PLUG-IN]



EZTB30PS

[STARTER HARDWIRE]



EZTB60PS

[ADDERS]

Model No.	Dimensions	List Price
-----------	------------	------------

Beltway Single-Circuit Starter Kits with One 72" Plug-In Infeed Cable, One Dual-Sided Power Block & Two Data Plate Cut-outs

EZTB24PS	24"W x 5 1/4"D x 12 3/8"H	\$1265
EZTB30PS	30"W x 5 1/4"D x 12 3/8"H	\$1315
EZTB36PS	36"W x 5 1/4"D x 12 3/8"H	\$1351
EZTB42PS	42"W x 5 1/4"D x 12 3/8"H	\$1376

Beltway Single-Circuit Starter Kits with One 72" Plug-In Infeed Cable, Two Dual-Sided Power Blocks & Four Data Plate Cut-outs

EZTB48PS	48"W x 5 1/4"D x 12 3/8"H	\$1609
EZTB60PS	60"W x 5 1/4"D x 12 3/8"H	\$1698
EZTB72PS	72"W x 5 1/4"D x 12 3/8"H	\$1793

Beltway Four-Circuit Starter Kits with One 144" Hardwire Infeed Cable, One Dual-Sided Power Block & Two Data Plate Cut-outs

EZTB24HS	24"W x 5 1/4"D x 12 3/8"H	\$1293
EZTB30HS	30"W x 5 1/4"D x 12 3/8"H	\$1342
EZTB36HS	36"W x 5 1/4"D x 12 3/8"H	\$1378
EZTB42HS	42"W x 5 1/4"D x 12 3/8"H	\$1403

Beltway Four-Circuit Starter Kits with One 144" Hardwire Infeed Cable, Two Dual-Sided Power Blocks & Four Data Plate Cut-outs

EZTB48HS	48"W x 5 1/4"D x 12 3/8"H	\$1636
EZTB60HS	60"W x 5 1/4"D x 12 3/8"H	\$1725
EZTB72HS	72"W x 5 1/4"D x 12 3/8"H	\$1820

Beltway Four-Circuit Adder Kits with One Dual-Sided Power Block, Two Data Plate Cut-outs & One 34" Connecting Cable

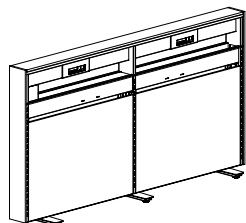
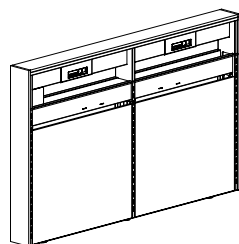
EZTB24HA	24"W x 5 1/4"D x 12 3/8"H	\$1118
EZTB30HA	30"W x 5 1/4"D x 12 3/8"H	\$1176
EZTB36HA	36"W x 5 1/4"D x 12 3/8"H	\$1222
EZTB42HA	42"W x 5 1/4"D x 12 3/8"H	\$1256

Beltway Four-Circuit Adder Kits with Two Dual-Sided Power Blocks, Four Data Plate Cut-outs & One 34" Connecting Cable

EZTB48HA	48"W x 5 1/4"D x 12 3/8"H	\$1462
EZTB60HA	60"W x 5 1/4"D x 12 3/8"H	\$1559
EZTB72HA	72"W x 5 1/4"D x 12 3/8"H	\$1664

TECHNOLOGY WALL

- Technology Walls include steel framework (*specify paint color*), laminate cladding on tops, sides, and front panels (*specify TFL*), all necessary hardware for surface connections, and power elements.
- Technology Wall is NOT freestanding; cantilevered worksurfaces are required on BOTH sides of Wall for stability (*or use optional foot kit shown below*).
- Laminate cladding is attached to the tops and sides using a patent-pending connector bracket that requires no tools.
- Laminate front panels are attached to steel framework using heavy-duty Velcro. They are easily removed to hide or access cables between panels.



Technology Wall shown with EZPWFT.

Model No.	Dimensions	List Price
-----------	------------	------------

Technology Wall Single-Circuit Starter Kits with One 72" Plug-In Infeed Cable, Two Dual-Sided Power Blocks & Four Data Plate Cut-outs

EZTW48PS	48"W x 5 1/4"D x 36 3/4"H	\$2449
EZTW60PS	60"W x 5 1/4"D x 36 3/4"H	\$2631
EZTW72PS	72"W x 5 1/4"D x 36 3/4"H	\$2822

Technology Wall Four-Circuit Starter Kits with One 144" Hardwire Infeed Cable, Two Dual-Sided Power Blocks & Four Data Plate Cut-outs

EZTW48HS	48"W x 5 1/4"D x 36 3/4"H	\$2477
EZTW60HS	60"W x 5 1/4"D x 36 3/4"H	\$2658
EZTW72HS	72"W x 5 1/4"D x 36 3/4"H	\$2849

Technology Wall Four-Circuit Adder Kits with Two Dual-Sided Power Blocks, Four Data Plate Cut-outs & One 34" Connecting Cable

EZTW48HA	48"W x 5 1/4"D x 36 3/4"H	\$2302
EZTW60HA	60"W x 5 1/4"D x 36 3/4"H	\$2492
EZTW72HA	72"W x 5 1/4"D x 36 3/4"H	\$2692

OPTIONAL TECHNOLOGY WALL SHELF

- Wall Shelf: 8 1/2" deep by length of wall (*select length below*).
- Maximum weight holding capacity is 50# (*Evenly distributed*).
- Kit consists of 3 bracket supports and screws necessary to attach to technology wall.

Model No.	Dimensions	List Price
EZPWSK48	48"W x 8 1/2"D x 1-1/8"H	\$333
EZPWSK60	60"W x 8 1/2"D x 1-1/8"H	\$365
EZPWSK72	72"W x 8 1/2"D x 1-1/8"H	\$407

OPTIONAL TECHNOLOGY WALL FILLER KIT

- Kit consists of 2 filler pieces and velcro for attachment.
- Ideal for use with freestanding technology wall.
- Each kit fills in one side of the wall. Freestanding walls require 2 kits; one-sided walls require 1 kit.
- Select filler kit width based on technology wall size.

Model No.	Dimensions	List Price
EZPWFP48	22 3/4"W x 4 1/2"H	\$135
EZPWFP60	28 3/4"W x 4 1/2"H	\$145
EZPWFP72	34 3/4"W x 4 1/2"H	\$156

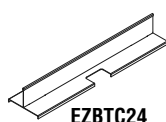
OPTIONAL TECHNOLOGY WALL FOOT KIT

- Replace existing technology wall levelers and install feet (3 per wall section), hardware included.
- Available in White, Silver or Black finish.
- Overhead Storage Cabinets **cannot** be used on freestanding wall.
- Standard with 3 leveling glides per foot.
- To be used for freestanding or single-sided applications.

Model No.	Dimensions	List Price
EZPWFT	Set of 3 feet. 15"L x 3"W x 1 1/2"H	\$312

OPTIONAL TROUGH KIT COVER

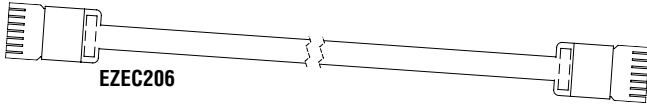
- Three piece trough cover kit (horizontal and vertical painted steel pieces with black rubber gasket for vertical piece) available to cover the beltway trough and the space between the power blocks and the trough area.
- One kit for each beltway opening. Single 24", 30", 36" and 42" beltways required one kit.
- **Two kits would be required to cover 48" (2- EZBTC24), 60" (2- EZBTC30) and (2- EZBTC36) 72" beltways.**
- Should be used in conjunction with the end cover assemblies to totally cover the open space in the beltway.
- For use with surface mounted beltways and technology walls.
- Slots cut in horizontal piece to allow wires to pass through to trough.
- Can be added to existing beltways already installed. No tools required.
- Available in three e5 paint colors - White, Black and Silver.



Model No.	Dimensions	List Price
EZBTC24	17.75" W x 3.17" H x 5.46"D	\$100
EZBTC30	23.75" W x 3.17" H x 5.46"D	\$112
EZBTC36	29.75" W x 3.17" H x 5.46"D	\$124
EZBTC42	35.75" W x 3.17" H x 5.46"D	\$136

CONNECTING CABLE UNDER STORAGE UNITS

- A Connecting Cable is required to connect multiple Technology Beltways and Walls when storage units are placed between stations. Universal length to work with nearly all configurations. Refer to Typical #15 on page 17 for an example.



Model No.	Dimensions	List Price
EZEC206	206"L	\$398

DATA TELECOM PLATE KITS

- Telecom Kits consist of one Telecom Plate and one Riser.
- Telecom Risers raise the data and phone Telecom Plates to a more convenient user connection height.
- Telecom Plates and Risers in Black only.
- Ten commonly used telecom connections are offered to complete the technology requirements of e5 workstations.
- Common Telecom Definitions:

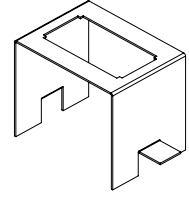
HDMI (High Definition Multi-Media Interface) – Used to stream video on devices such as televisions or Blu-Ray DVD players.

15 pin HD VGA F/F (High Definition Video Graphics Array) – Used to stream video usually found on a laptop or projector.

Mini Stereo Inline Audio Connection (also called a 1/8" phone jack or headphone jack) – Runs audio from computers and mp3 players.

USB (Universal Serial Bus) – Connects computer peripherals such as mouse or keyboard to a computer.


- **Additional options are available upon request.**
- Data port openings are located in the bottom of the beltway trough.




Data telecom plate kits must be ordered separately. They are NOT included in the price of the Technology Beltway or Technology Wall.




Model No.	Description	List Price
EZETP1K	Telecom Plate with RJ11Cat3 Phone and RJ45 CAT6 Data with Riser	\$146




EZETP2K	Telecom Plate with 2 RJ45 Cat6 Data with Riser	\$186
---------	--	-------




EZETP3K	Telecom Plate with 3 RJ45 Cat6 Data with Riser	\$262
---------	--	-------



EZETP4K	Telecom Plate with RJ45 Cat6 Data, Mini Stereo Inline, and 15 Pin HD, VGA F/F with Riser	\$294
---------	--	-------



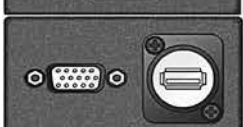
EZETP5K	Telecom Plate with 2 RJ45 Cat6 Data and 15 Pin HD VGA F/F with Riser	\$296
---------	--	-------




EZETP6K	Telecom Plate with 1 HDMI F/F, 1 Mini Stereo Inline and 15 Pin, HD VGA F/F with Riser	\$384
---------	---	-------



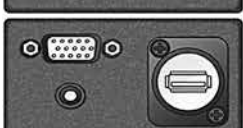
EZETP7K	Telecom Plate with USB Inline with Riser	\$92
---------	--	------



EZETP8K	Telecom Plate with USB Inline and 15 Pin HD VGA F/F with Riser	\$224
---------	--	-------



EZETP9K	Telecom Plate with 2 - 15 Pin HD VGA F/F with Riser	\$297
---------	---	-------

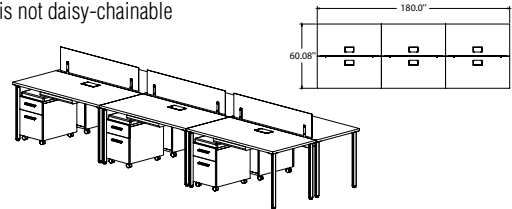


EZETP10K	Telecom Plate with USB Inline, 15 Pin HD VGA F/F, and Mini Stereo Inline with Riser	\$276
----------	---	-------

SURFACE-MOUNTED POWER CONFIGURATIONS (DAISY-CHAINED)

- Used on e5 worksurfaces without Technology Beltways or Walls. Ideal for single-sided configurations.
- Convenient kits provide easy specifying. Black wrap covers conduit for improved appearance.
- See Power Infeed Option section for limitations of number of linked tables.
- It is the customer's responsibility to ensure that the use of electrical systems, including the number of receptacles on a given circuit and connection to a building power source, be in compliance with all electrical codes.
- All undersurface and Surface Mount Kits include 2 interconnecting cables, and 4 cable clamps

- UL Listed Components.
- Non-sequential connections.
- Fieldcut cutouts required for some products.
- Data is not daisy-chainable

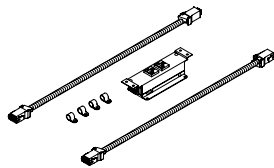


POWER INFEEED OPTIONS

NOTE: Power Infeed Option must be added to the first table in a run.

Model No.	Description	List Price
ECS	72" Corded Starter Limit 10 tables linked	\$280
ECB	Quick Disconnect block & 72" cable with black wrap Limit 20 tables linked	\$268
ECH	Hardwire Infeed, 72" with black wrap Limit 20 tables linked	\$182

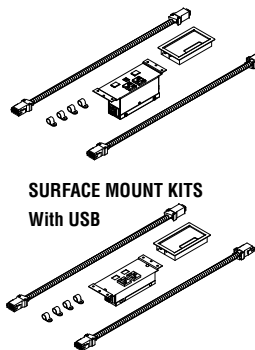
UNDERSURFACE KITS



Model No.	Description	List Price
EC48UB	48" Table Kit – 2 power receptacles	\$428
EC54UB	54" Table Kit – 2 power receptacles	\$428
EC60UB	60" Table Kit – 2 power receptacles	\$428
EC66UB	66" Table Kit – 2 power receptacles	\$428
EC72UB	72" Table Kit – 2 power receptacles	\$428
EC48UDB	48" Table Kit – 2 power/2data receptacles	\$464
EC60UDB	60" Table Kit – 2 power/2data receptacles	\$464
EC72UDB	72" Table Kit – 2 power/2data receptacles	\$464

SURFACE MOUNT KITS

- Grommet holes can also be field installed – 5 1/4" x 3" cutout in worksurface is required.
- Please contact Customer Service to discuss options for factory cutouts on e5 worksurfaces.



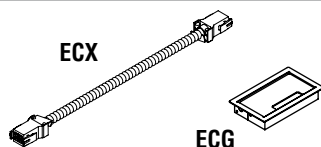
**SURFACE MOUNT KITS
With USB**



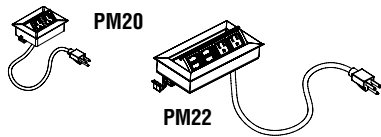
**SURFACE MOUNT KITS
With DATA**

Model No.	Description	List Price
EC48FB	48" Table Kit – Black Flush Grommet, 2 power receptacles	\$569
EC48FS	48" Table Kit – Silver – Silver Flush Grommet, 2 power receptacles	\$569
EC48FJB	48" Table Kit - Black Flush Grommet, 2 power/2 knockouts, 2 2.1Amp USB charging ports	\$600
EC48FJS	48" Table Kit - Silver Flush Grommet, 2 power/2 knockouts, 2 2.1Amp USB charging ports	\$600
EC54FB	54" Table Kit - Black Flush Grommet, 2 power receptacles	\$569
EC54FS	54" Table Kit - Silver Flush Grommet, 2 power receptacles	\$569
EC60FB	60" Table Kit - Black Flush Grommet, 2 power receptacles	\$569
EC60FS	60" Table Kit - Silver Flush Grommet, 2 power receptacles	\$569
EC60FDB	60" Table Kit - Black Flush Grommet, 2 power receptacles, 2 knockouts	\$600
EC60FDS	60" Table Kit - Silver Flush Grommet, 2 power receptacles, 2 knockouts	\$600
EC60FJB	60" Table Kit - Black Flush Grommet, 2 power/2 knockouts, 2 2.1Amp USB charging ports	\$600
EC60FJS	60" Table Kit - Silver Flush Grommet, 2 power/2 knockouts, 2 2.1Amp USB charging ports	\$600
EC66FB	66" Table Kit -Black Flush Grommet, 2 power receptacles	\$569
EC66FS	66" Table Kit - Silver Flush Grommet, 2 power receptacles	\$569
EC72FB	72" Table Kit - Black Flush Grommet, 2 power receptacles	\$569
EC72FS	72" Table Kit - Silver Flush Grommet, 2 power receptacles	\$569
EC72FDB	72" Table Kit - Black Flush Grommet, 2 power/2 knockouts	\$600
EC72FDS	72" Table Kit - Silver Flush Grommet, 2 power/2 knockouts	\$600
EC72FJB	72" Table Kit - Black Flush Grommet, 2 power/2 knockouts, 2 2.1Amp USB charging ports	\$600
EC72FJS	72" Table Kit - Silver Flush Grommet, 2 power/2 knockouts, 2 2.1Amp USB charging ports	\$600

OPTIONS



Model No.	Description	List Price
ECX	12" Extension Cable	\$98
ECG	Rectangular Grommet Cover Only. Available in Black or Silver. (Automatically included in Surface Mount Kits.)	\$99

SURFACE-MOUNTED POWER OPTIONS (INDIVIDUAL PLUG-IN) Note: Field cut and installed only.

Model No.	Description	Wt.	List Price
PM20	Power Module with 2 Power Outlets (Black)	2#	\$320
PM22	Power and Data Surface Module with 2 Power and 2 Data Outlets (Silver or Black)	4#	\$487

ELECTRICAL/USB ACCESSORIES

- Power and USB grommet options - available in white (W) or black (B)
- Please contact Customer Service to discuss options for factory cutouts on e5 worksurfaces.
- Spill proof
- 1 3/4" cutout required



F740POW

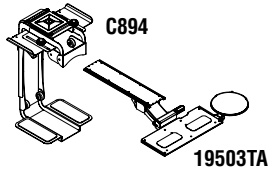


F740USB

Model No.	Description	List Price
F740POWW	Power Module Single Outlet - White; 72" cord	\$72
F740POWB	Power Module Single Outlet - Black; 72" cord	\$72
F740USBW	(2) 2 amp charging USB ports - White; 72" cord	\$230
F740USBB	(2) 2 amp charging USB ports - Black; 72" cord	\$230

e5™ TECHNOLOGY SUPPORT ACCESSORIES

e5 offers a variety of technology support options.

**PC SUPPORT**

Model No.	Description	Wt.	List Price
C894	CPU Holder CPU width plus 3 1/2" x 16"D x CPU height plus 4 1/2"	20#	\$334
19503TA	Combination keyboard/mouse platform 19"W x 8 1/4"D, 9"Dia. mouse platform	15#	\$599

Available in Black Only.

POWER POLE

EZPP12

- 12' pole (10' section with 2' extension) can be field cut to desired length. Drill access holes as needed.
- Pole has side mount and top mount options available.
- Accepts up to 1 power conduit and 16 data cables.
- Ceiling infed. Install per local code.
- Anodized Aluminum finish.

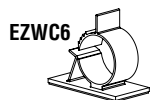
Model No.	Description	Wt.	List Price
EZPP12	12' Power Pole. 1 3/4"D x 2 3/4"W x 12'H Single Channel	10#	\$622

VERTICAL CABLE ORGANIZER

EZVCL

- Clear, serrated plastic wire manager.
- Oval channel shipped in 24" lengths, can easily be field cut to size.
- Open on one side for easy wire access.
- Simple attachment with clear plastic suction cups.

Model No.	Description	List Price
EZVCL	24" Clear Plastic with 2 Suction Cups	\$51

WIRE MANAGEMENT CLAMPS

EZWC6

Model No.	Description	List Price
EZWC6	Circular Wire Mgt. Clamps. 1 1/2" base with Adhesive Tape, .65" in dia. Bag of 6. Black only.	\$6

GROMMETS

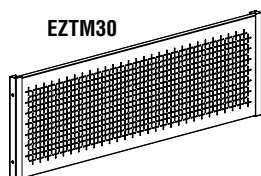
REALS1000

Model No.	Description	Wt.	List Price
REALS100	Recommended for Desk tops (Silver only) 2 5/8"D	1#	\$24

Note: Field cut and installed only.

TACK / MAGNETIC BOARDS

- TAK/MAG board is made of a perforated painted steel front and back sandwiching a cork center.
- Includes painted steel brackets; board and brackets available in White, Silver or Black.
- TAK/MAG board can be used with magnets or push pins.
- TAK/MAG board currently designed to be used only between two Overhead Support Modules, two Corner Supports, or a combination of one of each.



Model No.	Description	List Price
EZTM30	TAK/MAG – Perforated Steel with Cork Center – 29 1/2"W x 5/8"D x 9"H*	\$543
EZTM42	TAK/MAG – Perforated Steel with Cork Center – 41 1/2"W x 5/8"D x 9"H*	\$585
EZTM48	TAK/MAG – Perforated Steel with Cork Center – 47 1/2"W x 5/8"D x 9"H*	\$632

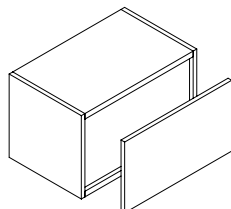
* Specify paint finish for TAK/MAG – White, Tech Silver or Black.

FABRIC & DRY ERASE BOARDS

- Fabric Tack Boards and Dry Erase Boards sized to fit back of surface storage models.
- Attach with supplied Velcro.

Select fabric from Guilford of Maine panel fabric. Fabrics listed in Mayline Corporate Color Program are "standard", any other Guilford panel fabric is considered "premier".

Model No.	Dimensions	Standard	Premium (+P)
EZTKB10	10 1/2" Fabric Tack Board, Velcro Attachment	\$89	\$170
EZTKB13	13 1/2" Fabric Tack Board, Velcro Attachment	\$98	\$182
EZTKB16	16 1/2" Fabric Tack Board, Velcro Attachment	\$110	\$195
EZTKB24	22" Fabric Tack Board, Velcro Attachment	\$126	\$203
EZTKB30	28" Fabric Tack Board, Velcro Attachment	\$144	\$222
EZTKB36	34" Fabric Tack Board, Velcro Attachment	\$160	\$239

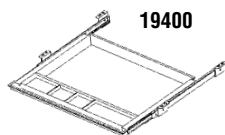


DRY ERASE OR FABRIC PANEL

Model No.	Description	Dimensions	List Price
EZDEB10	Dry Erase White Board, Velcro Attachment*	10 1/2"W x 12 1/2"D x 1/2"H	\$107
EZDEB13	Dry Erase White Board, Velcro Attachment*	13 1/2"W x 12 1/2"D x 1/2"H	\$117
EZDEB16	Dry Erase White Board, Velcro Attachment*	16 1/2"W x 12 1/2"D x 1/2"H	\$130
EZDEB24	Dry Erase White Board, Velcro Attachment	22"W x 12 1/2"D x 1/2"H	\$143
EZDEB30	Dry Erase White Board, Velcro Attachment	28"W x 12 1/2"D x 1/2"H	\$158
EZDEB36	Dry Erase White Board, Velcro Attachment	34"W x 12 1/2"D x 1/2"H	\$170

* Sized to fit 1/2 of the back on a dual access cabinet.

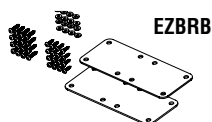
PENCIL TRAY



Model No.	Description	Dimensions	Wt.	List Price
19400	Pencil Drawer – Black only	21"W x 16"D x 2"H	4#	\$96

SURFACE CONNECTING BRACKET

- Ideal for connecting worksurfaces to one another.



Model No.	Description	Wt.	List Price
EZBRB	Connecting Bracket Kit (2 Brackets, Hardware)	5#	\$46

KEEP™ MODULAR WALL SYSTEMS

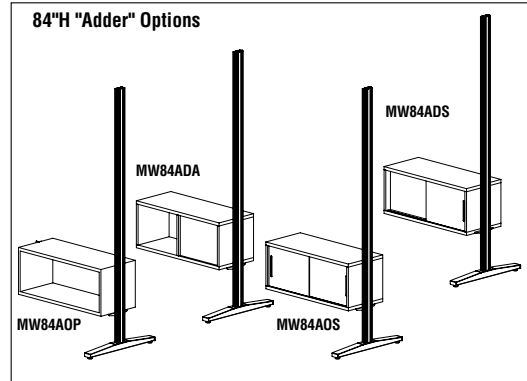
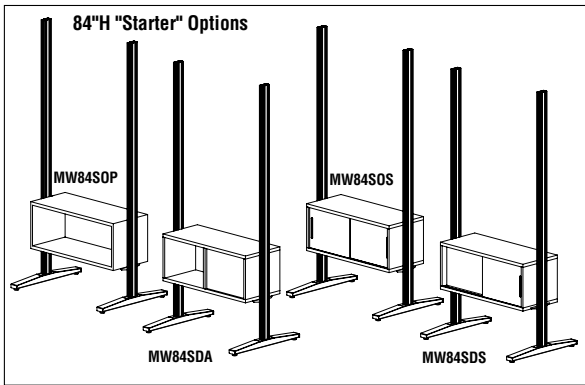
Keep™ Modular Wall System (patent pending) is a storage-wall solution that improves productivity by providing ready access to materials, dividing and defining space, and enhancing privacy. It is easily adaptable to changing needs.

- Cabinet at base of each section required.
- Maximum weight to be placed on the lower portion of the wall.
- Cabinets, shelves, panels are infinitely adjustable on the uprights by utilizing enclosed mounting brackets and hardware.
- Two Channels within the upright provide 2 contact points for each cabinet bracket; providing additional strength and anti-slipping support.
- Maximum 100# live load capacity per cabinet/shelf – evenly distributed. Maximum 300# per 84" upright.
- Black glides with 3/8" stem and 1" of adjustability.
- Minimal assembly required.
- Maximum 3 cabinets per 84" upright section, maximum 2 cabinets per 42" upright section.
- Available with polished aluminum uprights, Tech Silver feet and e5 cabinet finishes.

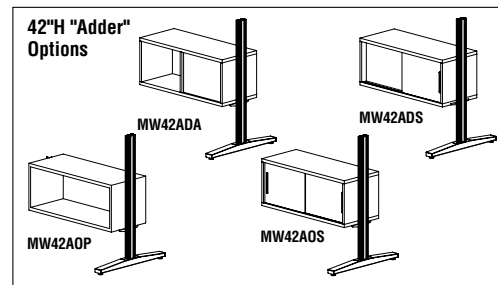
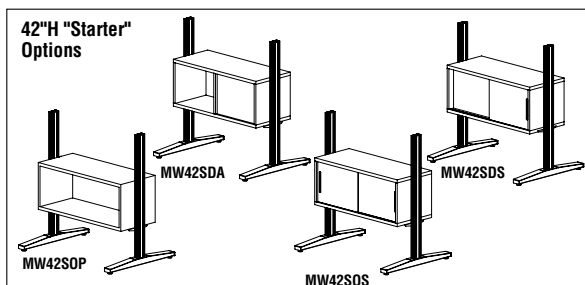
KEEP BUILD-A-WALL WITH STARTER KITS AND ADDER OPTIONS

- 1] Select Starter Kit Size (84" or 42") with cabinet style of your choice.
- 2] Add additional components (see optional component section) to build your wall.
- 3] If more than 1 wall section is desired, select appropriate Adder Typical and additional components to extend wall horizontally.

Model No.	Description	Dimensions	List Price
84"H Starter Wall Configurations			
MW84SOP	Starter Wall with Open Cabinet	39"W x 28"D x 84"H	\$1499
MW84SDA	Starter Wall with Dual Access Cabinet	39"W x 28"D x 84"H	\$1529
MW84SOS	Starter Wall with Open Cabinet with 2 Sliding Doors	39"W x 28"D x 84"H	\$1899
MW84SDS	Starter Wall with Dual Access Cabinet with 1 Sliding Door each side	39"W x 28"D x 84"H	\$1949
84"H Adder Wall Configurations			
MW84AOP	Adder Wall with Open Cabinet	39"W x 28"D x 84"H	\$1099
MW84ADA	Adder Wall with Dual Access Cabinet	39"W x 28"D x 84"H	\$1129
MW84AOS	Adder Wall with Open Cabinet with 2 Sliding Doors	39"W x 28"D x 84"H	\$1499
MW84ADS	Adder Wall with Dual Access Cabinet with 1 Sliding Door each side	39"W x 28"D x 84"H	\$1549



Model No.	Description	Dimensions	List Price
42"H Starter Wall Configurations			
MW42SOP	Starter Wall with Open Cabinet	39"W x 28"D x 42"H	\$1299
MW42SDA	Starter Wall with Dual Access Cabinet	39"W x 28"D x 42"H	\$1329
MW42SOS	Starter Wall with Open Cabinet with 2 Sliding Doors	39"W x 28"D x 42"H	\$1699
MW42SDS	Starter Wall with Dual Access Cabinet with 1 Sliding Door each side	39"W x 28"D x 42"H	\$1749
42"H Adder Wall Configurations			
MW42AOP	Adder Wall with Open Cabinet	37 1/2"W x 28"D x 42"H	\$899
MW42ADA	Adder Wall with Dual Access Cabinet	37 1/2"W x 28"D x 42"H	\$929
MW42AOS	Adder Wall with Open Cabinet with 2 Sliding Doors	37 1/2"W x 28"D x 42"H	\$1299
MW42ADS	Adder Wall with Dual Access Cabinet with 1 Sliding Door each side	37 1/2"W x 28"D x 42"H	\$1349



KEEP™ MOBILE WALL

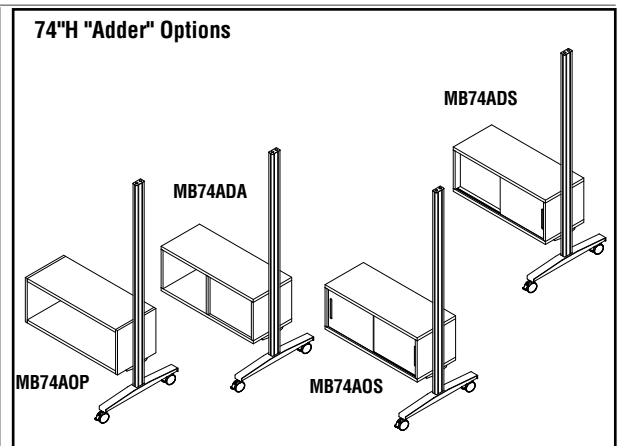
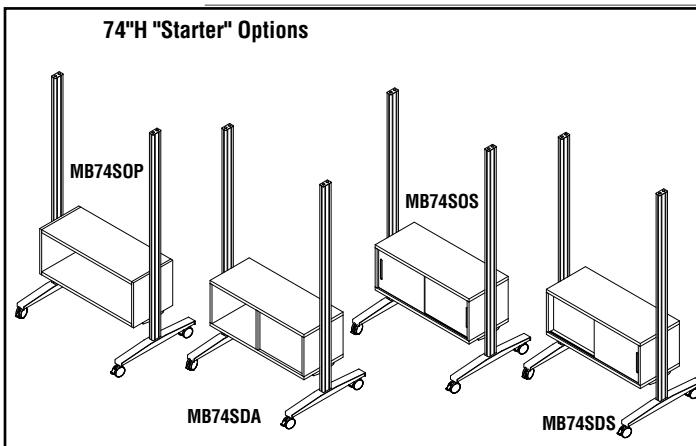


- Ever-changing walls for ever-changing business
- monitor brackets to the starter storage unit to improve productivity and easily move unit from room-to-room.
- Keep Mobile is 74" high to ensure doorway passage.
- Premium White & Gray 80 mm locking casters.

KEEP BUILD-A-MOBILE-WALL

- 1] Select Starter Kit with cabinet style of your choice
- 2] Add additional components (see optional component section) to build your wall
- 3] If more than 1 wall section is desired, select appropriate Adder Typical and additional components to extend wall horizontally.

Model No.	Description	Dimensions	List Price
74" Starter Mobile Wall Configurations			
MB74SOP	74" Starter with Open Cabinet	39"W x 28"D x 74"H	\$1499
MB74SDA	74" Starter with Dual Access Cabinet	39"W x 28"D x 74"H	\$1529
MB74SOS	74" Starter with Open with 2 Sliding Doors	39"W x 28"D x 74"H	\$1899
MB74SDS	74" Starter with Dual Access with 1 Sliding Door on each side	39"W x 28"D x 74"H	\$1949
74"H Adder Mobile Wall Configurations			
MB74AOP	74" Adder with Open Cabinet	39"W x 28"D x 74"H	\$1099
MB74ADA	74" Adder with Dual Access Cabinet	39"W x 28"D x 74"H	\$1129
MB74AOS	74" Adder with Open with 2 Sliding Doors	39"W x 28"D x 74"H	\$1499
MB74ADS	74" Adder with Dual Access with 1 Sliding Door each side	39"W x 28"D x 74"H	\$1549



Note: Refer to page 57 for three Keep Mobile Typicals - Idea Starters

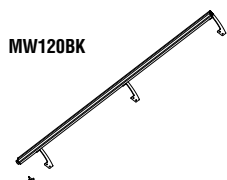
KEEP OPTIONAL COMPONENTS



KEEP MODULAR WALL - 90 AND 120 DEGREE KITS

Make your Keep wall into a more private area for meetings or media conferences by adding a 90 or 120 degree corner.

- Corner Kit consists of (1) appropriately sized aluminum upright (42" or 84") with bottom plate and leveler - no foot,
- (3) angled brackets to install top, bottom and middle between extrusions and (1) hardware bag.
- Extra bottom plate and leveler included in hardware bag for use if additional unit foot is removed.
- Kits used as adders to existing or new starter units.

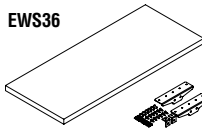


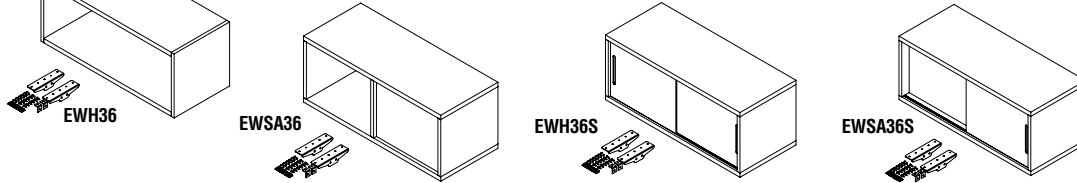
Model No.	Dimensions	Hardware Included	List Price
MW90BK	84" H Upright with leveler	(3) brackets 11.75" W ea.	\$525
MW90BKS	42" H Upright with leveler	(3) brackets 11.75" W ea	\$395
MW120BK	84" H Upright with leveler	(3) brackets 8.00" W ea.	\$510
MW120BKS	42" H Upright with leveler	(3) brackets 8.00" W ea.	\$380

WORKSPACES
 DESKS & STORAGE
 TABLES
 SEATING
 HIGH DENSITY STORAGE
 MAIL ROOM FURNITURE
 TECHNOLOGY FURNITURE
 DRAFTING FURNITURE
 ACCESSORIES
 PRODUCT INDEX

CABINET KITS (ATTACHMENT HARDWARE INCLUDED)

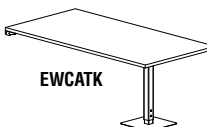
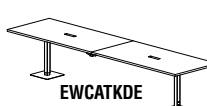
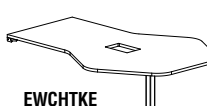
- All Cabinets/Shelf are 36"W.
- Sliding doors only available in White (writable) acrylic.
- EWSA36 and EWSA36S are dual-access.

EWS36	Model No.	Description	Dimensions	Wt.	List Price
	EWS36	Flat Shelf	36"W x 15 1/4"D x 1"H	20#	\$340
	EW36	Open (No Doors/1-Sided)	36"W x 15 1/4"D x 15"H	78#	\$494
	EWSA36	2-Sided	36"W x 15 1/4"D x 15"H	81#	\$560
	EW36S	Open with 2 Sliding Doors (optional Tack Board back)	36"W x 15 1/4"D x 15"H	85#	\$769
	EWSA36S	2-Sided with 1 Sliding Door per Side (optional 1/2 Tack Board)	36"W x 15 1/4"D x 15"H	85#	\$824



CANTILEVERED WORK SURFACES

- Cantilevered surface kits include work surface, optional manufactured cutouts, adjustable height leg to accommodate seated and standing height and hardware kit.
- Options to have manufactured grommet cutouts for the EZSCK4 electrical kit or a conferencing unit available.
- EZSCK4 module consists of (4) power, (2) 2.1 amp USB and a 108 plug-in cord. Available in Silver, Gloss White and Black.
- Work surfaces available in six e5 TFL colors ; HPL options also available.

	Model No.	Description	Dimensions	List Price	HPL List + H
	EWCATK	Cantilevered Surface, no cutout	72" W x 36" D x 29 -42" H	\$995	\$1045
	EWCATKE	Cantilevered Surface with mfd electrical module cutout 2.00" W x 8.25" L for EZSCK4 only. Kit listed below.	72" W x 36" D x 29 -42" H	\$1020	\$1090
	EWCATKM	Cantilevered Surface with mfd cutout 7.50" W x 12.125" L to accommodate Meeting/conferencing unit.	72" W x 36" D x 29 - 42" H	\$1035	\$1110
	EWCATKD	Dual Tables - each side of keep unit; No Cutouts	72" W x 36" D x 29-42" H	\$1990	\$2090
	EWCATKDE	Dual tables - each side of Keep unit with mfd. electrical module cutout 2.00" W x 8.25" L for EZSCK4 only. Kit listed below.	72" W x 36" D x 29-42" H	\$2040	\$2180
	EWCATKDM	Dual tables - each side of Keep unit with mfd. cutout 7.50" W x 12.125" L to accommodate Meeting/conferencing unit.	72" W x 36" D x 29-42" H	\$2070	\$2220
	EWCHTK	Hexagon surface, no cutouts	84" W x 36-60" D x 29-42" H	\$2335	\$2385
	EWCHTKE	Hexagon surface with mfd. electrical module cutout 2.00" W x 8.25" L for EZSCK4 only. Kit listed below.	84" W x 36-60" D x 29-42" H	\$2390	\$2460
	EWCHTKM	Hexagon surface - with mfd. cutout 7.5" W x 12.125" L to accommodate Meeting/conferencing unit.	84" W x 36-60" D x 29-42" H	\$2405	\$2480

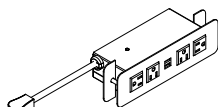
KEEP™ TETHER BRACKET KIT

- Dual painted steel bracket
- Ceramic Magnet - 80 lb. pull
- Tether two KEEP mobile units together with magnetic bracket kit
- Can be added to existing KEEP mobile units
- Minimal assembly required

Model No.	Descriptions	Dimensions	Wt.	List
MBTBK	Magnetic Tether Bracket Kit	3.2" x 3.6" x 3"	6#	\$150

SURFACE ELECTRICAL KITS - PLUG IN

- Each kit is for one cutout. Would need to order two kits for dual tables.
- Available in Silver, Gloss White, and Black.
- USB ports are 2.1 amps

Model No.	Description	Power/USB Details	List Price
 EZSCK4	Keep Cantilevered Table Electrical Kit - flush module base	4 power receptacles, 2 USB connectors with 108" plug-in cord.	\$604

MEETING/CONFERENCE UNITS

- Two options for collaborative meeting technology.
- Stationary inset self-contained unit with sliding doors for easy access to power receptacles, telecom plates and USB charging ports as well as the HDMI components.
- Convert any space into a collaborative space with the portable unit, easy-to-use technology solution.
- Up to 4 users can share ideas on one screen with a simple push of a button
- Stationary unit - Silver; portable unit -Gloss White.

Model No.	Description	Dimensions	List Price
EZMR	Grommet Mounted HDMI Stationary Unit Includes 4 power, 4 2.1A USB charging ports, 4 HDMI Show Me cables, HDMI 4 position switch box 2 plate cutouts, 15' HDMI monitor cable, 108" cord.	13.2" W x 7.95" D x 9.37" H	Call for quotation
EZGA	Portable Meeting Technology includes 4 power, 4 2.1A USB charging ports, 4 HDMI Show Me cables, HDMI 4 position switch box 15' HDMI monitor cable, 108" cord, and Black Carry Case.	14.74" W x 11.75" D x 4.58" H	Call for quotation

PANEL KITS (ATTACHMENT HARDWARE INCLUDED)

- Panels available in a variety of sizes dependent upon material.
- Attachment Hardware included.
- Two-Sided.
- Can be positioned anywhere within the upright channel.

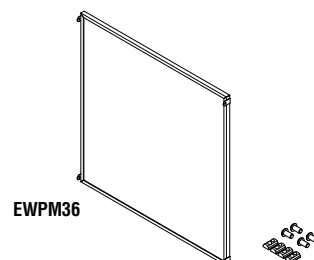
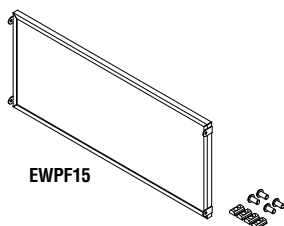
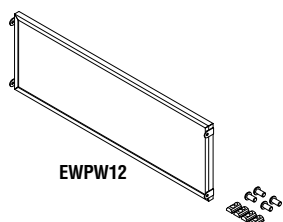
Model No.	Dimensions	List Price
Two-Sided HPL Dry Erase Boards		
EWPW12	35 3/4"W x 12"H	\$299
EWPW15	35 3/4"W x 15"H	\$379
EWPW30	35 3/4"W x 30"H	\$499
EWPW36	35 3/4"W x 36"H	\$549

Model No.	Dimensions	Std. List Price	Prem.+P)*
Two-Sided Same (1) Fabric on Both Sides (Select Guilford of Maine Panel Fabric)*			
EWPF12	35 3/4"W x 12"H	\$399	\$499
EWPF15	35 3/4"W x 15"H	\$479	\$579
EWPF30	35 3/4"W x 30"H	\$669	\$769
EWPF36	35 3/4"W x 36"H	\$849	\$949
Two-Sided (2) Fabric - Different fabric on each side (Select Guilford of Maine Panel Fabric)*			
EWFFF12	35 3/4"W x 12"H	\$419	\$519
EWFFF15	35 3/4"W x 15"H	\$499	\$599
EWFFF30	35 3/4"W x 30"H	\$589	\$689
EWFFF36	35 3/4"W x 36"H	\$669	\$769

Model No.	Dimensions	List Price
Two-Sided Porcelain-Coated Steel over MDF on Both Sides (Magnetic White)		
EWPM12	35 3/4"W x 12"H	\$449
EWPM15	35 3/4"W x 15"H	\$529
EWPM30	35 3/4"W x 30"H	\$629
EWPM36	35 3/4"W x 36"H	\$699

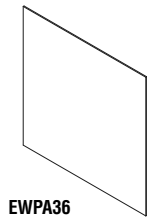
Model No.	Dimensions	Std. List Price	Prem.+P)*
One-Sided Porcelain-Coated Steel over MDF (Magnetic White) / One-Side Fabric			
EWPFM12	35 3/4"W x 12"H	\$680	\$730
EWPFM15	35 3/4"W x 15"H	\$720	\$770
EWPFM30	35 3/4"W x 30"H	\$790	\$840
EWPFM36	35 3/4"W x 36"H	\$900	\$950

* Select fabric from Guilford of Maine panel fabric. Fabrics listed in Mayline Corporate Color Program are "standard", any other Guilford panel fabric is considered "premier" add (+P) to model and use (Prem. + P) pricing above.



ACRYLIC PANELS

- Insert in slot / held in place with gray silicone gasket included.
- Available as **standard** in frosted acrylic to match e5 panels or in White acrylic (writable) to match e5 sliding doors on overhead cabinets.
- Additional acrylic color options are available at an additional cost. ***Add "C"** to the model number and choose from the following colors: Laguna (Turquoise), Sunshine Yellow, Pumpkin (Orange), Kiwi (Light Green), Tomato (Red)*
- Note: These acrylic color options are applicable to the Keep acrylic panels only; and are NOT the same color options as the e5 colored glass door options.



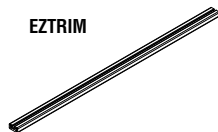
EWPA36

Model No.	Dimensions	List Price/ Frosted or White	*List Price / Other Colors - Add "C" after Model #
EWPA12	35 3/4"W x 12"H	\$155	\$225
EWPA15	35 3/4"W x 15"H	\$175	\$265
EWPA18	35 3/4"W x 18"H	\$215	\$325
EWPA24	35 3/4"W x 24"H	\$280	\$430
EWPA30	35 3/4"W x 30"H	\$435	\$605
EWPA36	35 3/4"W x 36"H	\$450	\$640
EWPA50	35 3/4"W x 50"H	\$645	\$875
EWPA60	35 3/4"W x 60"H	\$775	\$775

* View in Mayline's image gallery at www.mayline.com or www.acrylite.net. (Acrylite Satinice options only), or contact CS for samples.

ACRYLIC PANEL TRIM KITS

- Aluminum extruded top trim piece for use with single or back-to-back acrylic panels installed in Keep Modular Walls. Made of same material as Keep uprights.
- Must be installed in conjunction with acrylic panels and the gasket that holds the panel in place.



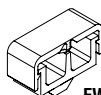
EZTRIM

Model No.	Dimensions	List Price
EZTRIM	36"W x .75"H x 1.5"D	\$75
EZTRIMD	36"W x .75"H x 3.0"D	\$115



EZTRIMD

ACCESSORIES

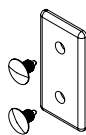


EWWC

Model No.	Description	Dimensions	List Price
Wire Management Cable Clip			
EWWC	Cable Clip for wire management.	1 1/2"W x 1"D	\$12

Top Caps

EWTCG	Gray Top Caps.	1 1/2"W x 3"D	\$9
FWCAST	Premium Caster Kit (4) White & Gray; locking		\$68



EWTCG

Back of Dual-Access Cabinet Option

		Std.	Prem. (+P)
EZTKB16	Tack Board.*	\$110	\$195
EZDEB16	Dry Erase Board.	\$130	N/A

Marker Tray – Sized to fit half of the back of EWSA36 & EWSA36S Cabinets


EWTRAY	Aluminum Extruded Tray.	36"W x 3"D x 3/4"H	\$179
--------	-------------------------	--------------------	-------

Back of 1-sided Cabinet Options (EWH36)

EZTKB36	Tack Board.*	\$160	\$239
EZDEB36	Dry Erase Board.	\$170	N/A

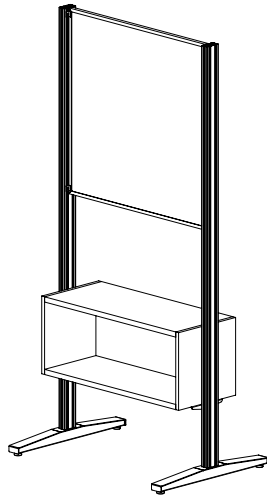
MONITOR MOUNT BRACKET KIT

- 3 piece kit - horizontal brace and (2) vertical brackets (screen mounting patterns vary by manufacturer brackets should accommodate most screen VESA patterns.)
- Maximum weight load per monitor - 100 # per 74" or 84" H Keep Unit
- Can be mounted on Keep Mobile and Keep Stationary Wall systems.



EWMMK

Model No.	Dimensions	List Price
EWMMK	39" W x 7." H - Monitor Mount 20.5" H x 2.25" W - Vertical bracket	\$250

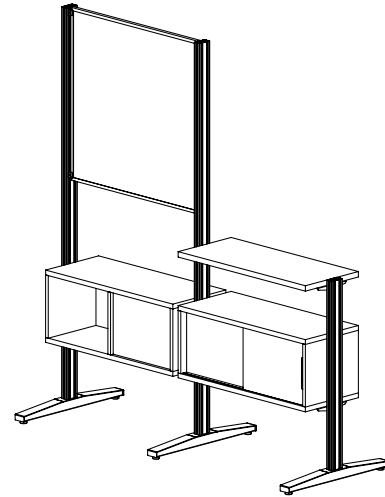


KEEP TYPICAL #1

Consists of:

QTY.	MODEL NO.	DESCRIPTION	LIST PRICE EACH
1	MW84SOP	84"H Starter with Open Cabinet	\$1499
1	EWPW36	36"W x 36"H Two-Sided Dry Erase Board	\$549

TOTAL: \$2048

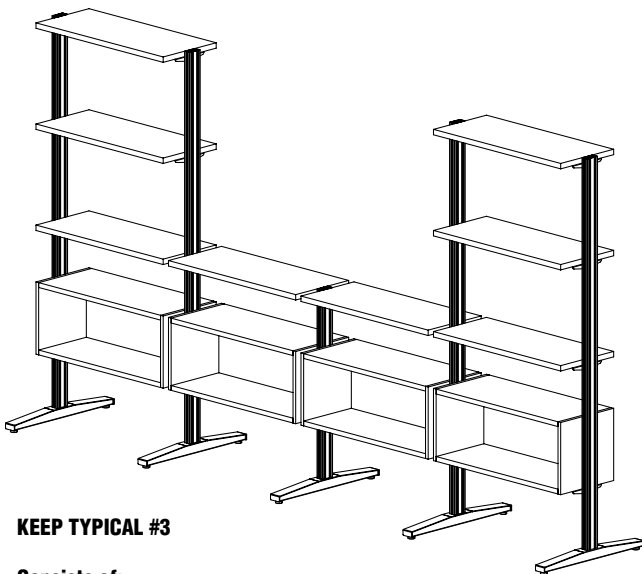


KEEP TYPICAL #2

Consists of:

QTY.	MODEL NO.	DESCRIPTION	LIST PRICE EACH
1	MW84SDA	84"H Starter with Dual Access Cabinet	\$1529
1	EWPW36	36"W x 36"H Whiteboard	\$549
1	MW42ADS	42"H Adder with Dual Access with 1 Sliding Door per Side	\$1349
1	EWS36	Flat Shelf	\$340

TOTAL: \$3767

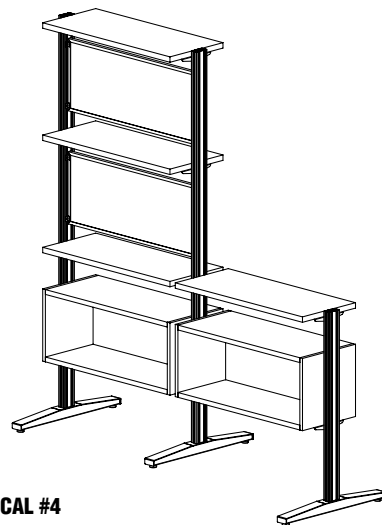


KEEP TYPICAL #3

Consists of:

QTY.	MODEL NO.	DESCRIPTION	LIST PRICE EACH
2	MW84SOP	84"H Starter with Open Cabinet	\$1499
8	EWS36	Flat Shelves	\$340
1	MW42AOP	42"H Adder with Open Cabinet	\$899
1	EWH36	Open Cabinet	\$494

TOTAL: \$7511



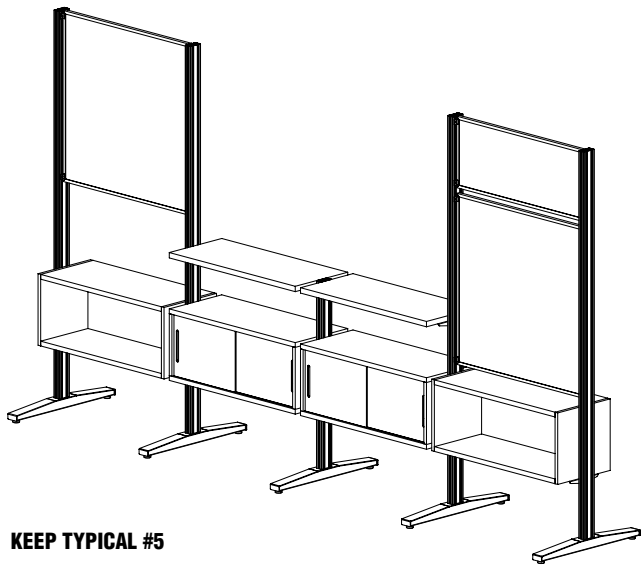
KEEP TYPICAL #4

Consists of:

QTY.	MODEL NO.	DESCRIPTION	LIST PRICE EACH
1	MW84SOP	84"H Starter with Open Cabinet	\$1499
1	MW42AOP	42"H Adder with Open Cabinet	\$899
4	EWS36	Flat Shelves	\$340
2	EWPF12	36"W x 12"H Two-Sided Tack Panel	\$399

TOTAL: \$4556

KEEP SERIES IDEA STARTERS

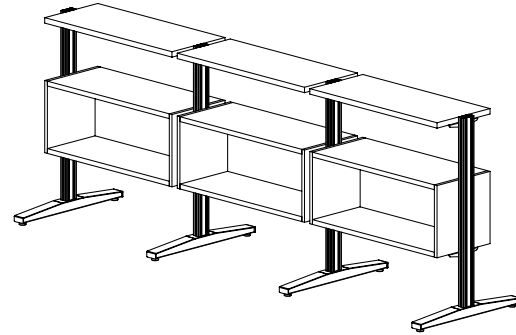


KEEP TYPICAL #5

Consists of:

QTY.	MODEL NO.	DESCRIPTION	LIST PRICE EACH
2	MW84SOP	84"H Starter with Open Cabinet	\$1499
1	MW42AOS	42"H Adder with Dual Sliders	\$1299
1	EWH36S	Dual Slider Cabinet	\$769
2	EWS36	Flat Shelves	\$340
2	EWPW36	Dual-Sided Whiteboard	\$549
1	EWPF12	36"W x 12"H Tackboard	\$399

TOTAL: \$7243

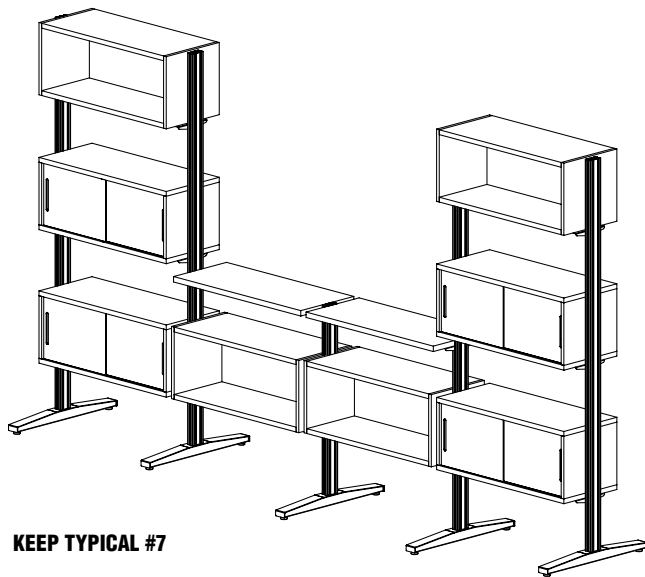


KEEP TYPICAL #6

Consists of:

QTY.	MODEL NO.	DESCRIPTION	LIST PRICE EACH
1	MW42SOP	42"H Starter with Open Cabinet	\$1299
2	MW42AOP	42"H Adder with Open Cabinet	\$899
3	EWS36	Flat Shelves	\$340

TOTAL: \$4117

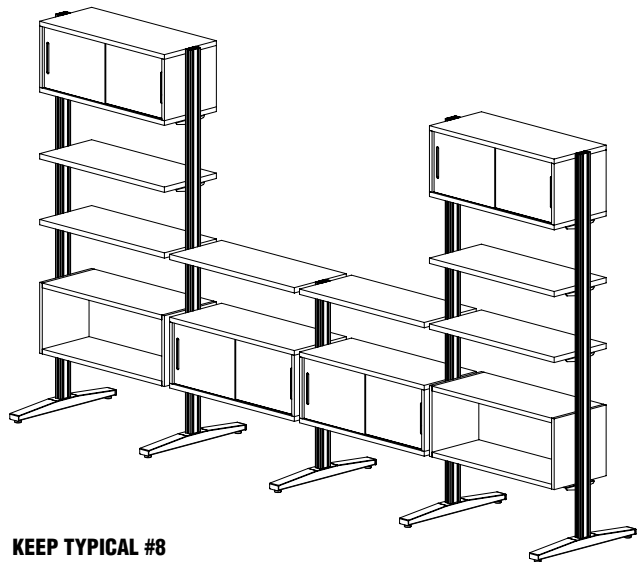


KEEP TYPICAL #7

Consists of:

QTY.	MODEL NO.	DESCRIPTION	LIST PRICE EACH
2	MW84SOS	84"H Starter with 2 Sliding Doors	\$1899
1	MW42AOP	42"H Adder with Open Cabinet	\$899
2	EWH36S	Dual Sliding Cabinets	\$769
3	EWH36	Open Cabinets	\$494
2	EWS36	Flat Shelves	\$340

TOTAL: \$8397



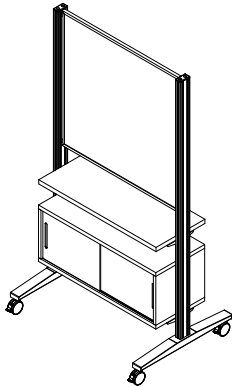
KEEP TYPICAL #8

Consists of:

QTY.	MODEL NO.	DESCRIPTION	LIST PRICE EACH
2	MW84SOP	84"H Starter with Open Cabinet	\$1499
1	MW42AOS	42"H Adder with Sliding Doors	\$1299
3	EWH36S	Dual Sliding Cabinets	\$769
6	EWS36	Flat Shelves	\$340

TOTAL: \$8644

KEEP MOBILE TYPICALS

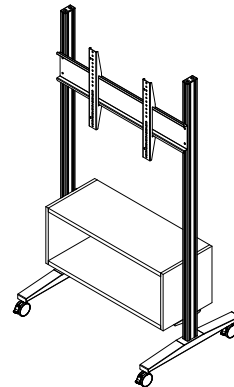


KEEP MOBILE TYPICAL #9

Consists of:

QTY.	MODEL NO.	DESCRIPTION	LIST PRICE EACH
1	MB74SOS	74" Starter with Open with 2 sliding doors	\$1899
1	EWPM36	Dual-Sided Porcelain-coated White/Magnetic	\$699
1	EWS36	36" W" Flat Shelf	\$340

TOTAL: \$2,938

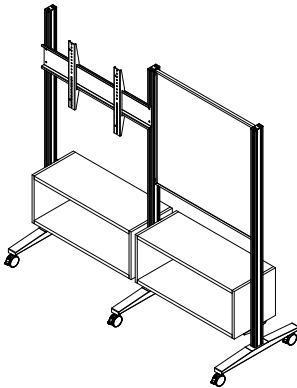


KEEP MOBILE TYPICAL #10

Consists of:

QTY.	MODEL NO.	DESCRIPTION	LIST PRICE EACH
1	MB74SOP	74" Starter with Open Cabinet	\$1499
1	EWMK	Monitor Mount Bracket	\$250

TOTAL: \$1,749



KEEP MOBILE TYPICAL #11

Consists of:

QTY.	MODEL NO.	DESCRIPTION	LIST PRICE EACH
1	MB74SOP	74" Starter with Open cabinet	\$1499
1	MB74AOP	74" Adder with Open cabinet	\$1099
1	EWMK	Monitor Mount Bracket	\$250
1	EWPFM36	One side Porcelain Magnetic WB/ One side Fabric Tackboard	\$900

TOTAL: \$3,638

Note: Refer to page 51 for additional Keep Mobile details.

CSII™ MODULAR DESKING



Smart Design, Stylish Look, Affordable Price...CSII provides a consistently stylish look with its radiused overhead doors providing high-end style at mid-market pricing. All pedestals and legs are non-handed making specifications and installation amazingly simple with desks featuring a full 30" of filing and/or storage space.

Desks: 29"H Desk height. Legs and modesty panels made from C.R.S. Optional storage pedestals incorporated into base to reduce redundant components. Modesty panel full height on desks – 2/3 height on credenza. Modesty panel can be mounted flush or with 1 1/2" inset. All desks come standard with leveling glides and grommets.

Worksurfaces: 1-1/8" High pressure laminate with PVC T-mold and 3mm edging. Grommets are 1 3/4" diameter.

Peds: Full extension ball bearing slides on all drawers, with adjustable leveling glides, pencil tray and box file divider. Locks standard and allow for lock cores to be changed. Choose Box/Box/File or File/File style. Peds support both legal and letter width files.

Overhead: All steel cabinet body. Contoured door for aesthetics. Doors travel up and over top of unit using ball bearing slides. Standard locks are concealed under cabinet body and are core-removable to create keyed-alike suites. 13 7/8" deep shelf is 20" above desk. Options include: Soft close, tackboard, and task light.

Privacy Panels: Hollow core privacy panels available in tackable fabric. Can be stacked or ganged to create many unique combinations. Panel heights can be combined for three levels of privacy, either 18", 27" or 36"H.

Meets or exceeds all ANSI/BIFMA standards.

All grommets, overhead door and stackable fabric panel trim will match the worksurface edging color (Black, Taupe, Warm Gray & Ice Gray).

Laminate Storage Units: To soften the look and feel of a steel workstation while maintaining the strength and integrity of the system, you can now add e5 laminate storage cabinets including laminate pedestal drawer fronts to the existing steel drawers of your CSII configuration. Storage options include a variety of storage cabinets and opening choices, wardrobes and overhead units. **(See pages 37-43.)** Casegoods are available in six Thermally Fused Laminates with matching HPL top choices with coordinating 3mm PVC T-mold edge banding. See chart below:

THERMALLY FUSED LAMINATE MATCHING HPL COLOR CHART

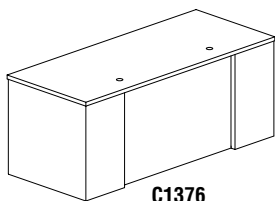
Mayline TFL Color Name	HPL Color Name	HPL Manufacturer	HPL Number
Summer Suede	Tea Party in Boston	Pionite	PFA42
Cocoa	Alive in Memphis	Pionite	PFA45
Biltmore Cherry	Biltmore Cherry	WilsonArt	7924-60
White	Designer White	WilsonArt	D354-60
Walnut	Columbian Walnut	WilsonArt	7943-38
Raven	Raven	Nevamar	S6033T

NOTE: Custom Laminate Upcharges do not apply for these HPLs.

30" DEEP RECTANGULAR DESK

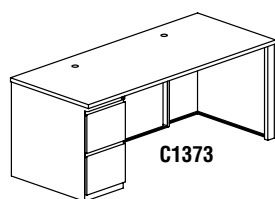
- Pedestal depth is 30".
- Choice of File/File (F/F) and/or Box/Box/File (B/B/F).
- See page 66 for interior leg panel information.
- 300 lb capacity, Evenly distributed

- Full height modesty panel included.
- Two grommets in surface, standard.
- **Work surfaces available in the six e5 colors; see box above for details.**



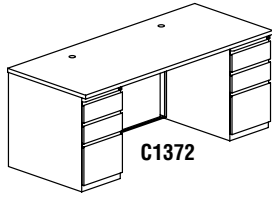
Model No.	Dimensions	Wt.	List Price	No Modesty Panel (+N) List Price
C1336	48"W x 30"D x 29"H, no ped	114#	\$756	\$697
C1346	54"W x 30"D x 29"H, no ped	119#	\$783	\$723
C1356	60"W x 30"D x 29"H, no ped	124#	\$815	\$749
C1366	66"W x 30"D x 29"H, no ped	132#	\$859	\$786
C1376	72"W x 30"D x 29"H, no ped	142#	\$875	\$800

• 30" Deep Rectangular with one pedestal.



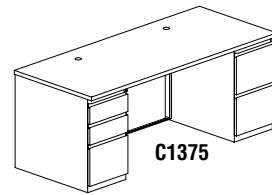
Model No.	Dimensions	Wt.	List Price	No Modesty Panel (+N) List Price
C1331	48"W x 30"D x 29"H, 1 B/B/F ped	157#	\$1260	\$1199
C1341	54"W x 30"D x 29"H, 1 B/B/F ped	162#	\$1275	\$1216
C1351	60"W x 30"D x 29"H, 1 B/B/F ped	167#	\$1319	\$1251
C1361	66"W x 30"D x 29"H, 1 B/B/F ped	175#	\$1359	\$1285
C1371	72"W x 30"D x 29"H, 1 B/B/F ped	185#	\$1374	\$1300
C1333	48"W x 30"D x 29"H, 1 F/F ped	157#	\$1260	\$1199
C1343	54"W x 30"D x 29"H, 1 F/F ped	162#	\$1275	\$1216
C1353	60"W x 30"D x 29"H, 1 F/F ped	167#	\$1319	\$1251
C1363	66"W x 30"D x 29"H, 1 F/F ped	175#	\$1359	\$1285
C1373	72"W x 30"D x 29"H, 1 F/F ped	185#	\$1374	\$1300

• 30" Deep Rectangular with two pedestals.



C1372

Model No.	Dimensions	Wt.	List Price	No Modesty Panel (+N) List Price
C1342	54"W x 30"D x 29"H, 2 B/B/F peds	175#	\$1806	\$1747
C1352	60"W x 30"D x 29"H, 2 B/B/F peds	180#	\$1849	\$1781
C1362	66"W x 30"D x 29"H, 2 B/B/F peds	190#	\$1889	\$1814
C1372	72"W x 30"D x 29"H, 2 B/B/F peds	200#	\$1905	\$1830
C1345	54"W x 30"D x 29"H, 1 B/B/F ped, 1 F/F ped	175#	\$1806	\$1747
C1355	60"W x 30"D x 29"H, 1 B/B/F ped, 1 F/F ped	180#	\$1849	\$1781
C1365	66"W x 30"D x 29"H, 1 B/B/F ped, 1 F/F ped	190#	\$1889	\$1814
C1375	72"W x 30"D x 29"H, 1 B/B/F ped, 1 F/F ped	200#	\$1905	\$1830



C1375

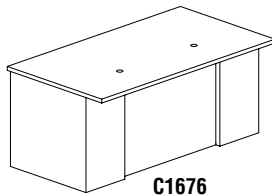
C1344	54"W x 30"D x 29"H, 2 F/F peds	175#	\$1806	\$1747
C1354	60"W x 30"D x 29"H, 2 F/F peds	180#	\$1849	\$1781
C1364	66"W x 30"D x 29"H, 2 F/F peds	190#	\$1889	\$1814
C1374	72"W x 30"D x 29"H, 2 F/F peds	200#	\$1905	\$1830

36" DEEP RECTANGULAR DESK

- Pedestal depth is 30".
- 6" conference overhang.
- See page 66 for interior leg panel information.

- Full height modesty panel included.
- Two grommets in surface, standard.
- Work surfaces available in the six e5 colors; see box on page 58 for details.

No Modesty Panel (+N) List Price

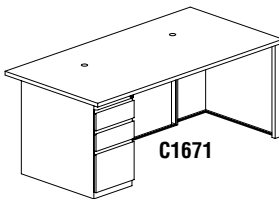


C1676

Model No.	Dimensions	Wt.	List Price	No Modesty Panel (+N) List Price
C1656	60"W x 36"D x 29"H, no ped	139#	\$889	\$823
C1666	66"W x 36"D x 29"H, no ped	147#	\$917	\$843
C1676	72"W x 36"D x 29"H, no ped	157#	\$944	\$868

• 36" Deep Rectangular with one pedestal.

No Modesty Panel (+N) List Price

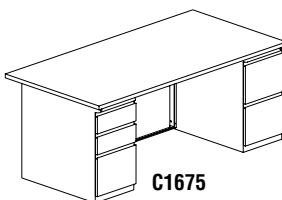


C1671

Model No.	Dimensions	Wt.	List Price	No Modesty Panel (+N) List Price
C1651	60"W x 36"D x 29"H, 1 B/B/F ped	180#	\$1341	\$1275
C1661	66"W x 36"D x 29"H, 1 B/B/F ped	190#	\$1370	\$1298
C1671	72"W x 36"D x 29"H, 1 B/B/F ped	200#	\$1420	\$1347
C1653	60"W x 36"D x 29"H, 1 F/F ped	180#	\$1341	\$1275
C1663	66"W x 36"D x 29"H, 1 F/F ped	190#	\$1370	\$1298
C1673	72"W x 36"D x 29"H, 1 F/F ped	200#	\$1420	\$1347

• 36" Deep Rectangular with two pedestals.

No Modesty Panel (+N) List Price

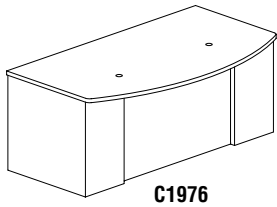


C1675

Model No.	Dimensions	Wt.	List Price	No Modesty Panel (+N) List Price
C1652	60"W x 36"D x 29"H, 2 B/B/F peds	187#	\$1896	\$1830
C1662	66"W x 36"D x 29"H, 2 B/B/F peds	202#	\$1926	\$1851
C1672	72"W x 36"D x 29"H, 2 B/B/F peds	217#	\$1976	\$1902
C1655	60"W x 36"D x 29"H, 1 B/B/F ped, 1 F/F ped	187#	\$1896	\$1830
C1665	66"W x 36"D x 29"H, 1 B/B/F ped, 1 F/F ped	202#	\$1926	\$1851
C1675	72"W x 36"D x 29"H, 1 B/B/F ped, 1 F/F ped	217#	\$1976	\$1902
C1654	60"W x 36"D x 29"H, 2 F/F peds	187#	\$1896	\$1830
C1664	66"W x 36"D x 29"H, 2 F/F peds	202#	\$1926	\$1851
C1674	72"W x 36"D x 29"H, 2 F/F peds	217#	\$1976	\$1902

39" DEEP BOW FRONT DESK

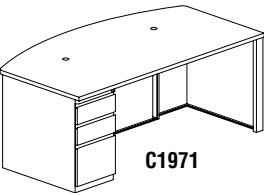
- Pedestal depth is 30".
- Flush Modesty = 9" overhang, Recessed Modesty = 10 1/4" overhang.
- See page 66 for interior leg panel information.
- Full height modesty panel included.
- Two grommets in surface, standard.
- **Work surfaces available in the six e5 colors; see box on page 62 for details.**



C1976

Model No.	Dimensions	Wt.	List Price	No Modesty Panel (+N) List Price
C1956	60"W x 39"D x 29"H, no ped	140#	\$947	\$881
C1966	66"W x 39"D x 29"H, no ped	150#	\$1005	\$933
C1976	72"W x 39"D x 29"H, no ped	160#	\$1035	\$964

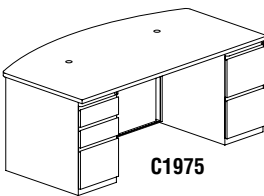
• 39" Bow Front Desk with one pedestal.



C1971

Model No.	Dimensions	Wt.	List Price	No Modesty Panel (+N) List Price
C1951	60"W x 39"D x 29"H, 1 B/B/F ped	190#	\$1469	\$1404
C1961	66"W x 39"D x 29"H, 1 B/B/F ped	205#	\$1527	\$1453
C1971	72"W x 39"D x 29"H, 1 B/B/F ped	220#	\$1554	\$1479
C1953	60"W x 39"D x 29"H, 1 F/F ped	190#	\$1469	\$1404
C1963	66"W x 39"D x 29"H, 1 F/F ped	205#	\$1527	\$1453
C1973	72"W x 39"D x 29"H, 1 F/F ped	220#	\$1554	\$1479

• 39" Bow Front Desk with two pedestals.



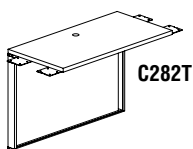
C1975

Model No.	Dimensions	Wt.	List Price	No Modesty Panel (+N) List Price
C1952	60"W x 39"D x 29"H, 2 B/B/F peds	225#	\$2023	\$1956
C1962	66"W x 39"D x 29"H, 2 B/B/F peds	235#	\$2079	\$2006
C1972	72"W x 39"D x 29"H, 2 B/B/F peds	245#	\$2107	\$2034
C1955	60"W x 39"D x 29"H, 1 B/B/F ped, 1 F/F ped	225#	\$2023	\$1956
C1965	66"W x 39"D x 29"H, 1 B/B/F ped, 1 F/F ped	235#	\$2079	\$2006
C1975	72"W x 39"D x 29"H, 1 B/B/F ped, 1 F/F ped	245#	\$2107	\$2034
C1954	60"W x 39"D x 29"H, 2 F/F peds	225#	\$2023	\$1956
C1964	66"W x 39"D x 29"H, 2 F/F peds	235#	\$2079	\$2006
C1974	72"W x 39"D x 29"H, 2 F/F peds	245#	\$2107	\$2034

BRIDGES

- Not freestanding, requires support from adjoining workspaces.
- Available as straight or contoured bridge.
- **Work surfaces available in the six e5 colors; see box on page 58 for details.**
- Available with full, 2/3 height, or no modesty panel.
- One grommet in surface, standard.

Straight Bridge



C282T

Model No.	Dimensions	Wt.	List Price
C281T	36"W x 24"D x 29"H, Full Modesty Panel	50#	\$382
C282T	42"W x 24"D x 29"H, Full Modesty Panel	57#	\$403
C283T	48"W x 24"D x 29"H, Full Modesty Panel	65#	\$423
C281S	36"W x 24"D x 29"H, 2/3 Modesty Panel	45#	\$374
C282S	42"W x 24"D x 29"H, 2/3 Modesty Panel	53#	\$394
C283S	48"W x 24"D x 29"H, 2/3 Modesty Panel	60#	\$416

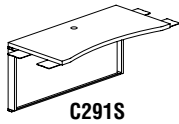
Continued on next page.

Straight Bridge continued

Model No.	Dimensions	Wt.	List Price
C281N	36"W x 24"D x 29"H, No Modesty Panel	40#	\$353
C282N	42"W x 24"D x 29"H, No Modesty Panel	45#	\$366
C283N	48"W x 24"D x 29"H, No Modesty Panel	50#	\$387

Contour Bridge

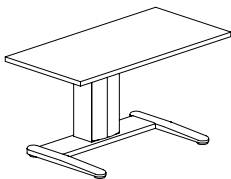
Model No.	Dimensions	Wt.	List Price
C291T	36"W x 24"D x 29"H, Full Modesty Panel	50#	\$394
C292T	42"W x 24"D x 29"H, Full Modesty Panel	57#	\$417
C293T	48"W x 24"D x 29"H, Full Modesty Panel	65#	\$440
C291S	36"W x 24"D x 29"H, 2/3 Modesty Panel	45#	\$389
C292S	42"W x 24"D x 29"H, 2/3 Modesty Panel	53#	\$412
C293S	48"W x 24"D x 29"H, 2/3 Modesty Panel	60#	\$434
C291N	36"W x 24"D x 29"H, No Modesty Panel	40#	\$366
C292N	42"W x 24"D x 29"H, No Modesty Panel	45#	\$384
C293N	48"W x 24"D x 29"H, No Modesty Panel	50#	\$404



C291S

HEIGHT ADJUSTABLE BRIDGE

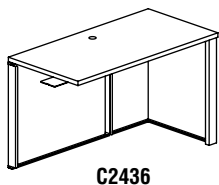
- Provides sit to stand adjustability at bridge location.
- Travel Range: 16" of vertical adjustment from 26" to 42": Full travel time is 18 seconds.
- **Work surfaces available in the six e5 colors; see box on page 58 for details.**
- Drive System: 110V, 60 H input, 24V DC motor. 150 lb. capacity. Draws 1.2 amps under full load.
- No modesty panel or grommet.



Model No.	Dimensions	Wt.	List Price
C36A	36"W x 24"D	115#	\$2139
C42A	42"W x 24"D	119#	\$2156
C48A	48"W x 24"D	125#	\$2241

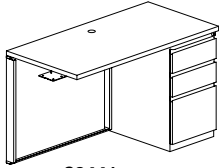
RETURNS

- Used to create "L" return.
- Available in 24"D or 30"D depths.
- Returns are non-handed.
- See page 66 for interior leg panel information.
- Full height modesty panel included.
- One grommet in surface, standard.
- Must attach to a freestanding desk unit.
- **Work surfaces available in the six e5 colors; see box on page 58 for details.**

24" Deep Returns

C2436

Model No.	Dimensions	Wt.	List Price	No Modesty Panel (+N) List Price
C2486	24"W x 24"D x 29"H, no ped	65#	\$485	\$435
C2406	30"W x 24"D x 29"H, no ped	70#	\$509	\$459
C2416	36"W x 24"D x 29"H, no ped	75#	\$543	\$492
C2426	42"W x 24"D x 29"H, no ped	82#	\$580	\$520
C2436	48"W x 24"D x 29"H, no ped	89#	\$620	\$562
C2446	54"W x 24"D x 29"H, no ped	96#	\$713	\$654
C2456	60"W x 24"D x 29"H, no ped	103#	\$744	\$665
C2466	66"W x 24"D x 29"H, no ped	110#	\$797	\$715
C2476	72"W x 24"D x 29"H, no ped	117#	\$830	\$749



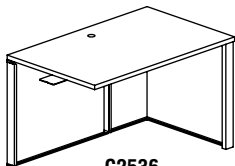
C2441

24" Deep with one pedestal.

Model No.	Dimensions	Wt.	List Price	No Modesty Panel (+N) List Price
C2481	24"W x 24"D x 29"H, 1 B/B/F ped	94#	\$965	\$912
C2401	30"W x 24"D x 29"H, 1 B/B/F ped	99#	\$996	\$945
C2411	36"W x 24"D x 29"H, 1 B/B/F ped	104#	\$1029	\$977
C2421	42"W x 24"D x 29"H, 1 B/B/F ped	111#	\$1072	\$1014
C2431	48"W x 24"D x 29"H, 1 B/B/F ped	118#	\$1115	\$1054
C2441	54"W x 24"D x 29"H, 1 B/B/F ped	125#	\$1172	\$1112
C2451	60"W x 24"D x 29"H, 1 B/B/F ped	132#	\$1233	\$1151
C2461	66"W x 24"D x 29"H, 1 B/B/F ped	139#	\$1275	\$1194
C2471	72"W x 24"D x 29"H, 1 B/B/F ped	146#	\$1316	\$1234

C2483	24"W x 24"D x 29"H, 1 F/F ped	94#	\$965	\$912
C2403	30"W x 24"D x 29"H, 1 F/F ped	99#	\$996	\$945
C2413	36"W x 24"D x 29"H, 1 F/F ped	104#	\$1029	\$977
C2423	42"W x 24"D x 29"H, 1 F/F ped	111#	\$1072	\$1014
C2433	48"W x 24"D x 29"H, 1 F/F ped	118#	\$1115	\$1054
C2443	54"W x 24"D x 29"H, 1 F/F ped	125#	\$1172	\$1112
C2453	60"W x 24"D x 29"H, 1 F/F ped	132#	\$1233	\$1151
C2463	66"W x 24"D x 29"H, 1 F/F ped	139#	\$1275	\$1194
C2473	72"W x 24"D x 29"H, 1 F/F ped	146#	\$1316	\$1234

30" Deep Returns



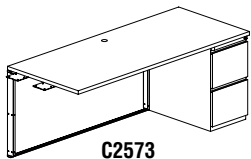
C2536

Model No.	Dimensions	Wt.	List Price	No Modesty Panel (+N) List Price
C2586	24"W x 30"D x 29"H, no ped	84#	\$533	\$482
C2506	30"W x 30"D x 29"H, no ped	89#	\$567	\$517
C2516	36"W x 30"D x 29"H, no ped	94#	\$610	\$559
C2526	42"W x 30"D x 29"H, no ped	101#	\$635	\$578
C2536	48"W x 30"D x 29"H, no ped	109#	\$679	\$618
C2546	54"W x 30"D x 29"H, no ped	119#	\$783	\$723
C2556	60"W x 30"D x 29"H, no ped	123#	\$812	\$732
C2566	66"W x 30"D x 29"H, no ped	133#	\$848	\$769
C2576	72"W x 30"D x 29"H, no ped	141#	\$931	\$848

30" Deep with one pedestal.

Model No.	Dimensions	Wt.	List Price	No Modesty Panel (+N) List Price
C2581	24"W x 30"D x 29"H, 1 B/B/F ped	123#	\$1025	\$973
C2501	30"W x 30"D x 29"H, 1 B/B/F ped	128#	\$1059	\$1007
C2511	36"W x 30"D x 29"H, 1 B/B/F ped	133#	\$1092	\$1041
C2521	42"W x 30"D x 29"H, 1 B/B/F ped	140#	\$1138	\$1077
C2531	48"W x 30"D x 29"H, 1 B/B/F ped	147#	\$1176	\$1118
C2541	54"W x 30"D x 29"H, 1 B/B/F ped	153#	\$1269	\$1212
C2551	60"W x 30"D x 29"H, 1 B/B/F ped	162#	\$1310	\$1230
C2561	66"W x 30"D x 29"H, 1 B/B/F ped	170#	\$1359	\$1278
C2571	72"W x 30"D x 29"H, 1 B/B/F ped	180#	\$1444	\$1362

C2583	24"W x 30"D x 29"H, 1 F/F ped	123#	\$1025	\$973
C2503	30"W x 30"D x 29"H, 1 F/F ped	128#	\$1059	\$1007
C2513	36"W x 30"D x 29"H, 1 F/F ped	133#	\$1092	\$1041
C2523	42"W x 30"D x 29"H, 1 F/F ped	140#	\$1138	\$1077
C2533	48"W x 30"D x 29"H, 1 F/F ped	147#	\$1176	\$1118
C2543	54"W x 30"D x 29"H, 1 F/F ped	153#	\$1269	\$1212
C2553	60"W x 30"D x 29"H, 1 F/F ped	162#	\$1310	\$1230
C2563	66"W x 30"D x 29"H, 1 F/F ped	170#	\$1359	\$1278
C2573	72"W x 30"D x 29"H, 1 F/F ped	180#	\$1444	\$1362

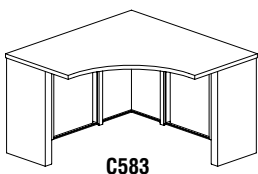


C2573

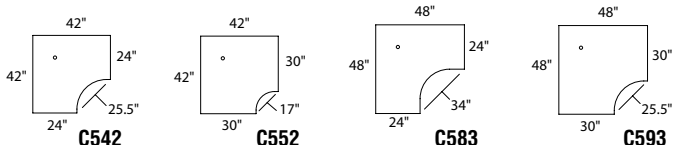
CSII

STAND ALONE CORNER SURFACE

- Corner units can be used as a freestanding desk or as part of a larger configuration.
- One grommet in surface, standard.
- **Work surfaces available in the six e5 colors; see box on page 58 for details.**
- Full height modesty panels included.
- See page 66 for interior leg panel information.

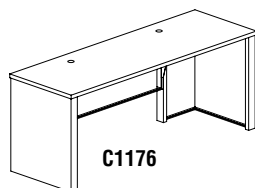


Model No.	Dimensions	Wt.	List Price	No Modesty Panel (+N) List Price
C542	24"D x 42"W x 42"W x 24"D x 29"H	124#	\$1190	\$1115
C552	30"D x 42"W x 42"W x 30"D x 29"H	129#	\$1215	\$1141
C583	24"D x 48"W x 48"W x 24"D x 29"H	131#	\$1278	\$1115
C593	30"D x 48"W x 48"W x 30"D x 29"H	143#	\$1302	\$1215



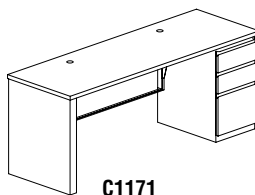
24" DEEP CREDENZA

- Pedestal depth is 24".
- Two grommets in surface, standard.
- See page 66 for interior leg panel information.
- **Work surfaces available in the six e5 colors; see box on page 58 for details.**
- 2/3 height modesty panel included.
- F/F and/or B/B/F available.
- Pedestals and legs are non-handed to allow installation on either left or right.



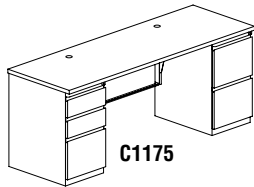
Model No.	Dimensions	Wt.	List Price	No Modesty Panel (+N) List Price
C1136	48"W x 24"D x 29"H, no ped	94#	\$738	\$694
C1146	54"W x 24"D x 29"H, no ped	101#	\$783	\$738
C1156	60"W x 24"D x 29"H, no ped	108#	\$797	\$744
C1166	66"W x 24"D x 29"H, no ped	115#	\$826	\$774
C1176	72"W x 24"D x 29"H, no ped	122#	\$857	\$804

Credenza with one pedestal.



Model No.	Dimensions	Wt.	List Price	No Modesty Panel (+N) List Price
C1131	48"W x 24"D x 29"H, 1 B/B/F ped	130#	\$1225	\$1179
C1141	54"W x 24"D x 29"H, 1 B/B/F ped	137#	\$1246	\$1202
C1151	60"W x 24"D x 29"H, 1 B/B/F ped	144#	\$1275	\$1223
C1161	66"W x 24"D x 29"H, 1 B/B/F ped	151#	\$1315	\$1263
C1171	72"W x 24"D x 29"H, 1 B/B/F ped	158#	\$1352	\$1301
C1133	48"W x 24"D x 29"H, 1 F/F ped	130#	\$1225	\$1179
C1143	54"W x 24"D x 29"H, 1 F/F ped	137#	\$1246	\$1202
C1153	60"W x 24"D x 29"H, 1 F/F ped	144#	\$1275	\$1223
C1163	66"W x 24"D x 29"H, 1 F/F ped	151#	\$1315	\$1263
C1173	72"W x 24"D x 29"H, 1 F/F ped	160#	\$1352	\$1301

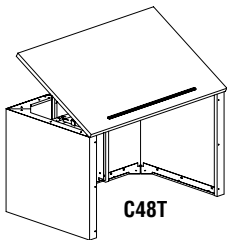
• Credenza with two pedestals.



Model No.	Dimensions	Wt.	List Price	No Modesty Panel (+N) List Price
C1142	54"W x 24"D x 29"H, 2 B/B/F peds	178#	\$1762	\$1717
C1152	60"W x 24"D x 29"H, 2 B/B/F peds	185#	\$1790	\$1745
C1162	66"W x 24"D x 29"H, 2 B/B/F peds	192#	\$1829	\$1770
C1172	72"W x 24"D x 29"H, 2 B/B/F peds	204#	\$1868	\$1809
C1145	54"W x 24"D x 29"H, 1 B/B/F ped, 1 F/F ped	178#	\$1762	\$1717
C1155	60"W x 24"D x 29"H, 1 B/B/F ped, 1 F/F ped	185#	\$1790	\$1745
C1165	66"W x 24"D x 29"H, 1 B/B/F ped, 1 F/F ped	192#	\$1829	\$1770
C1175	72"W x 24"D x 29"H, 1 B/B/F ped, 1 F/F ped	204#	\$1868	\$1809
C1144	54"W x 24"D x 29"H, 2 F/F peds	178#	\$1762	\$1717
C1154	60"W x 24"D x 29"H, 2 F/F peds	185#	\$1790	\$1745
C1164	66"W x 24"D x 29"H, 2 F/F peds	187#	\$1829	\$1770
C1174	72"W x 24"D x 29"H, 2 F/F peds	199#	\$1868	\$1809

TILT TOP TABLES

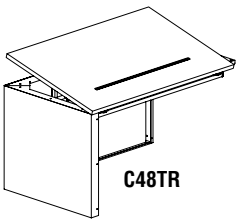
- Pencil stop standard in worksurface.
- Top may be positioned from 0° to 60° in 19 preset positions.
- **Work surfaces available in the six e5 colors; see box on page 58 for details.**
- No grommet.
- Interior leg panel cannot be used due to frame of tilt-top mechanism.



Model No.	Dimensions	Wt.	List Price
C36T	36"W x 30"D x 29"H*	130#	\$1299
C48T	48"W x 30"D x 29"H*	150#	\$1407

* When mounting straightedges to worksurface, order next size smaller straight edge – use 10104 Hardware Bag.

- Return style to be used when attaching to desks.

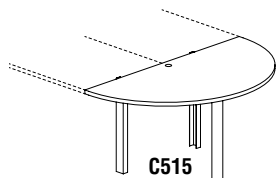


Model No.	Dimensions	Wt.	List Price
C36TR	36"W x 30"D x 29"H*	110#	\$1143
C48TR	48"W x 30"D x 29"H*	130#	\$1250

* When mounting straightedges to worksurface, order next size smaller straight edge – use 10104 Hardware Bag.

END TEAM TABLES

- Half round, team tables connect to two CSII desks that are placed back to back.
- Cannot be used when integrated pedestal is on desk end as it is secured to desk leg.
- One grommet in surface, standard.
- **Work surfaces available in the six e5 colors; see box on page 58 for details.**

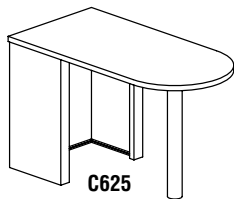


Model No.	Dimensions	Wt.	List Price
C523	25"W x 48"D x 29"H	85#	\$704
C515	31"W x 60"D x 29"H	78#	\$734

CSII

PENINSULA FREESTANDING TABLE

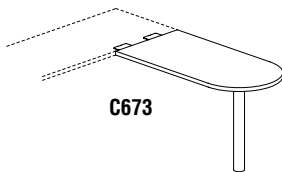
- Peninsula tables provide additional workspace for conferencing and shared work applications.
- Attaches to right or left side of bridges or returns.
- **Work surfaces available in the six e5 colors; see box on page 58 for details.**
- No grommet.
- Interior leg panel cannot be used due to unique "U"-shaped leg.



C625	60"W x 24"D x 29"H	56#	\$1285
C626	66"W x 24"D x 29"H	101#	\$1526
C627	72"W x 24"D x 29"H	106#	\$1561

PENINSULA POST STYLE

- Not freestanding, requires adjacent table.
- Cannot be used when integrated pedestal is on desk end.
- No grommet.
- **Work surfaces available in the six e5 colors; see box on page 58 for details.**



• 24" Deep Peninsula Tables

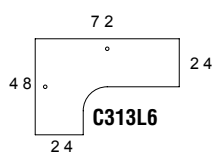
Model No.	Dimensions	Wt.	List Price
C673	48"W x 24"D x 29"H	55#	\$700

• 30" Deep Peninsula Tables

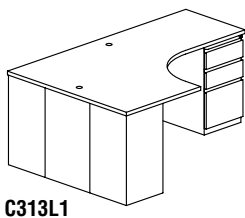
Model No.	Dimensions	Wt.	List Price
C685	60"W x 30"D x 29"H	75#	\$764
C687	72"W x 30"D x 29"H	85#	\$822

J TABLES

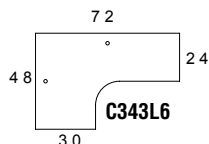
- Combines free standing worktable and corner unit into one unit.
- "J" Tables can be used free standing or as part of a larger configuration.
- Can be used in left/right configurations to create multi person work areas.
- Allows for a very compact work area.
- Right (R) and left (L) hand versions available.
- Modesty panels included, 48" return side has full modesty panel, 72" side has 2/3 height modesty panel.
- Two grommets in surface, standard.
- See next page for interior leg panel information.



Model No.	Dimensions	Wt.	List Price	No Modesty Panel (+N) List Price
C313L6	72"W x 48"D x 29"H x 24"D return left, no ped	175#	\$1385	\$1296
C313R6	72"W x 48"D x 29"H x 24"D return right, no ped	175#	\$1385	\$1296
C313L1	72"W x 48"D x 29"H x 24"D return left with one B/B/F ped	214#	\$1761	\$1673
C313R1	72"W x 48"D x 29"H x 24"D return right with one B/B/F ped	214#	\$1761	\$1673
C313L3	72"W x 48"D x 29"H x 24"D return left with one F/F ped	214#	\$1761	\$1673
C313R3	72"W x 48"D x 29"H x 24"D return right with one F/F ped	214#	\$1761	\$1673



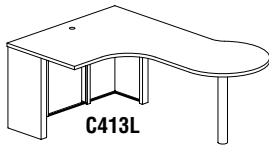
Model No.	Dimensions	Wt.	List Price	No Modesty Panel (+N) List Price
C343L6	72"W x 48"D x 29"H x 30"D return left, no ped	175#	\$1385	\$1296
C343R6	72"W x 48"D x 29"H x 30"D return right, no ped	175#	\$1385	\$1296
C343L1	72"W x 48"D x 29"H x 30"D return left with one B/B/F ped	224#	\$1761	\$1673
C343R1	72"W x 48"D x 29"H x 30"D return right with one B/B/F ped	224#	\$1761	\$1673
C343L3	72"W x 48"D x 29"H x 30"D return left with one F/F ped	224#	\$1761	\$1673
C343R3	72"W x 48"D x 29"H x 30"D return right with one F/F ped	224#	\$1761	\$1673



CSII

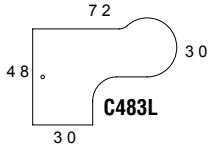
P TABLES

- The "P" Table combines a reference surface with a peninsula table.
- Right (R) and left (L) hand versions available.
- One grommet in surface, standard.
- Allows for a very compact work area.
- Full height modesty panel included.
- **Work surfaces available in the six e5 colors; see box on page 58 for details.**



- **24"D Return with conference end.**

Model No.	Dimensions	Wt.	List Price	No Modesty Panel (+N) List Price
C413L	72"W x 48"D x 29"H x 24"D return left conference	145#	\$1400	\$1311
C413R	72"W x 48"D x 29"H x 24"D return right conference	145#	\$1400	\$1311

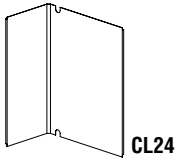


- **30"D Return with conference end.**

Model No.	Dimensions	Wt.	List Price	No Modesty Panel (+N) List Price
C483L	72"W x 48"D x 29"H x 30"D return left conference	152#	\$1400	\$1296
C483R	72"W x 48"D x 29"H x 30"D return right conference	152#	\$1400	\$1296

INTERIOR LEG PANEL

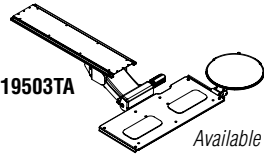
- Attaches to leg interior for a clean appearance.
- Provides space to conceal cable management from surface to floor.
- Easy Assembly – Adheres with magnetic tape.



Model No.	Dimensions	Wt.	List Price
CL15	11 1/2"W x 11 1/2"D x 27 1/4"H	9#	\$128
CL24	11 1/2"W x 20 1/4"D x 27 1/4"H	11#	\$162
CL30	11 1/2"W x 26 1/2"D x 27 1/4"H	13#	\$170

KEYBOARD SUPPORTS

- Track is 16" long.

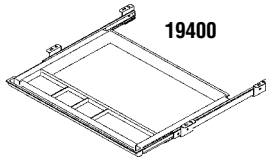


Model No.	Description	Wt.	List Price
19503TA	Combination keyboard/mouse platform 19"W x 8 1/4"D, 9"Dia. mouse platform	15#	\$599

Available in Black Only.

PENCIL DRAWER

- Attaches to underside of worksurface.
- Full extension slides.



Model No.	Dimensions	Wt.	List Price
19400	21"W x 16"D x 2"H	4#	\$96

Available in Black Only.

GROMMETS

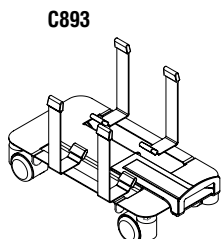
- Available in Black, Taupe, Ice Gray or Warm Gray.
- Field installed grommet holes required.



Model No.	Description	Dimensions	Wt.	List Price
F740	Grommet	2 3/4"W x 2 1/8"D	1#	\$24

CPU DOLLY

- Automatically adjusts to support CPUs up to 9" wide.
- Adjustable base handle accommodates CPUs of any depth.
- Rolls easily on four 2" double casters to facilitate access to cables, ports, and drives.

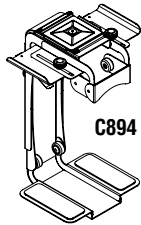


Model No.	Dimensions	Wt.	List Price
C893	8 1/2"W x 15"D x CPU height plus 3 3/4"	10#	\$238

Available in Black Only.

CSII

CPU HOLDER



- Easily adjusts to fit CPUs 3"-9 1/2" wide and 12"-22" tall.
- Slides easily and smoothly on nylon glides on 16" track.
- Designed to easily support CPUs weighing up to 70 lbs.
- Rotates a full 360° for complete access to cables and ports.

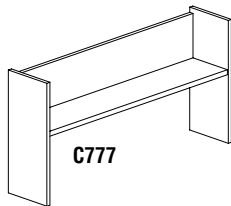
Model No.	Dimensions	Wt.	List Price
C894	CPU width plus 3 1/2" x 16"D x CPU height plus 4 1/2"	20#	\$334

Available in Black Only.

STEEL STORAGE UNITS

OPEN SHELF OVERHEAD

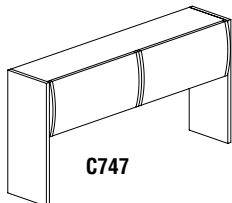
- All steel cabinet body.
- Accepts optional fabric tack panel and task light.
- 13 7/8" deep shelf is 20" above desk.



Model No.	Dimensions	Wt.	List Price
C7721	42"W x 14"D x 36"H	55#	\$552
C773	48"W x 14"D x 36"H	58#	\$582
C775	60"W x 14"D x 36"H	65#	\$627
C777	72"W x 14"D x 36"H	75#	\$688

FLIPPER DOOR OVERHEAD

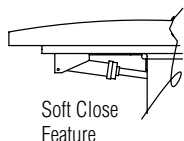
- All steel cabinet body.
- 13 7/8" deep shelf is 20" above desk.
- Locks standard. Concealed under cabinet body and core removable.
- Accepts optional fabric tack panel and task light.
- Contoured door for aesthetics.
- **Door color matches accenting trim components (grommets, worksurface T-mold and privacy panel kits). Available in Black, Taupe, Warm Gray and Ice Gray.**



Model No.	Dimensions	Wt.	List Price
C7421	42"W x 15"D x 36"H	80#	\$821
C743	48"W x 15"D x 36"H	85#	\$883
C745	60"W x 15"D x 36"H	103#	\$1090
C746	66"W x 15"D x 36"H	108#	\$1149
C747	72"W x 15"D x 36"H	115#	\$1214

FLIPPER DOOR OVERHEAD WITH SOFT CLOSE FEATURE

- Sold as a complete overhead unit.
- Same specifications as Overhead Flipper Door.
- Enhanced safety feature ensures controlled movement with pneumatic cylinder.

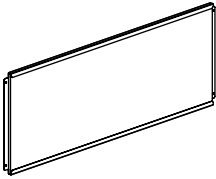


Model No.	Dimensions	Wt.	List Price
C7621	42"W x 15"D x 36"H	80#	\$1010
C763	48"W x 15"D x 36"H	85#	\$1246
C765	60"W x 15"D x 36"H	103#	\$1455
C766	66"W x 15"D x 36"H	108#	\$1514
C767	72"W x 15"D x 36"H	115#	\$1578

CSII

FABRIC TACK PANEL FOR OVERHEAD

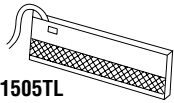
- Tack panel attaches to overhead flipper door unit and overhead shelf.
- Steel frame for mounting included.
- Choose from our Corporate fabrics found on page 71 or special order any Guilford of Maine fabric.
- Optional tack panel provides space at top and bottom for cabling.



Model No.	Dimensions		Wt.	List Price
C8621	39"W x 1/2"D x 17"H	(For use with 42" Overhead)	18#	\$295
C863	45"W x 1/2"D x 17"H	(For use with 48" Overhead)	21#	\$299
C865	57"W x 1/2"D x 17"H	(For use with 60" Overhead)	23#	\$331
C866	63"W x 1/2"D x 17"H	(For use with 66" Overhead)	25#	\$347
C867	69"W x 1/2"D x 17"H	(For use with 72" Overhead)	27#	\$376

TASK LIGHTING

- Task lighting attaches to overhead flipper door unit and overhead shelf.
- Uses energy efficient 15W T8 bulb.
- Includes the diffuser lens.



1505TL

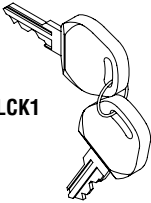
Model No.	Dimensions	Wt.	List Price
1505TL	20"W x 8"D x 2"H	7#	\$330

Available in Black Only.

KEYED ALIKE LOCK TUMBLERS

Please read carefully to facilitate proper ordering or call customer service at 1-800-822-8037 for assistance.

CSII pedestals ship with keyed alike locks already installed. CSII overheads ship with randomly numbered paired locks (per overhead). To key alike suites of product order the appropriate quantity of like numbered core kits for each workstation. Removable Core Kits include one core, two keys, one core removal tool and instructions. Removable Lock Core Kits available from CLCK3 thru CLCK19.



CLCK1

Model No.	Description	Wt.	List Price
* CLCK3 through CLCK19	Removable Lock Core Kit	1#	\$38
C88MKEYH	Master Key	1#	\$16
Q618	Core Removal Tool	1#	\$20

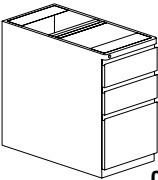
Available in Silver Only.

Note: Tumblers are specific to CSII peds, CSII overheads, lateral files and "P" style peds.

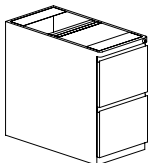
* Limited quantities available.

PEDESTALS

- Full width "J" style pulls.
- Locks standard.
- Supports letter and legal file widths.
- Unique recessed base design allows casters to be added without adding additional height to the pedestal.
- If not integrating pedestal as a leg, must order pedestal as follows – 24"D surface use 17 1/2"D pedestal, 30", 36" and 39"D surfaces use 24"D pedestal.
- Full extension ball bearing slides.
- Leveling glides have 5/8" of adjustability.
- Available in 5 colors: Putty, Black, Mist, Medium Tone, and Desert Sage.
- Thermally Fused Laminate drawer head conversion kits are now available so pedestal fronts can match laminate storage cabinets.



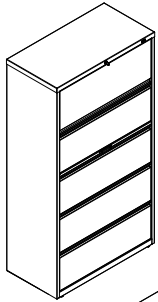
C8817B




C8817F

Model No.	Description	Wt.	List Price
C8817B	15"W x 17 1/2"D x 28"H - B/B/F	50#	\$626
C8817F	15"W x 17 1/2"D x 28"H - F/F	48#	\$626
C8824B	15"W x 24"D x 28"H - B/B/F	65#	\$648
C8824F	15"W x 24"D x 28"H - F/F	60#	\$648
C8830B	15"W x 30"D x 28"H - B/B/F	75#	\$668
C8830F	15"W x 30"D x 28"H - F/F	67#	\$668
C8817M	17"D - Mobile Kit	28#	\$87
C8824M	24"D - Mobile Kit	31#	\$90
C8830M	30"D - Mobile Kit	34#	\$95
EZCSHB	BBF TFL Drawer Head Conversion Kit	8#	\$191
EZCSHF	FF TFL Drawer Head Conversion Kit	8#	\$191

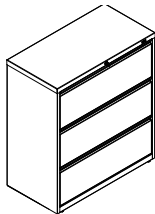
LATERAL FILES



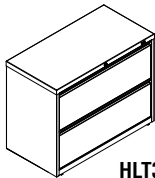
HLT365



HLT364



HLT363



HLT362

- Full drawer extension on steel ball bearing telescoping slides.
- All units feature anti-tipping drawer interlock system that allows only one drawer open at a time.
- Full width recessed designer drawer pulls.
- Side to side rails support letter, legal and/or A4 filing.
- Top drawer of 5-Drawer Lateral is a roll out shelf.
- Extendable posting shelf between third and fourth drawer on 5-Drawer Laterals.
- All files ship keyed random.
- Features adjustable leveling glides.
- Counter weight included to meet ANSI/BIFMA stability requirements.
- Optional Front-to-Back filing rails (4-pk) Black only.
- Optional divider kit available (10-pk) Black only.
- UL GREENGUARD GOLD certified.

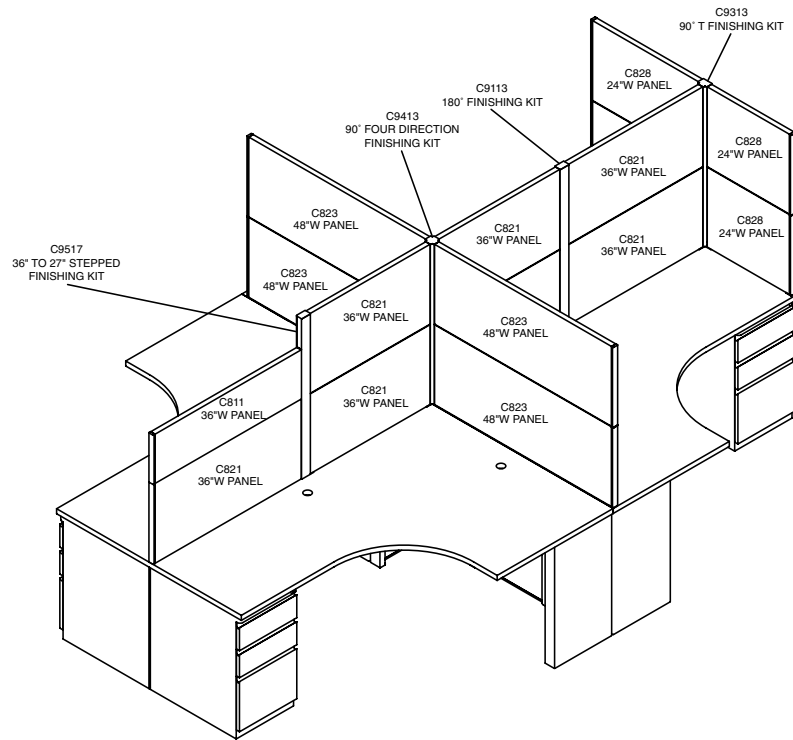
• Available in Black, Medium Tone, Desert Sage, and Mist. Allow 4-6 week lead time for orders larger than 30 cabinets.

Model No.	Description	Dimensions	Wt.	List Price
HLT425	42"W, 5-Drawer Lateral File	42"W x 18 5/8"D x 67 5/8"H	230#	\$1779
HLT365	36"W, 5-Drawer Lateral File	36"W x 18 5/8"D x 67 5/8"H	202#	\$1661
HLT305	30"W, 5-Drawer Lateral File	30"W x 18 5/8"D x 67 5/8"H	179#	\$1560
HLT424	42"W, 4-Drawer Lateral File	42"W x 18 5/8"D x 52 1/2"H	195#	\$1490
HLT364	36"W, 4-Drawer Lateral File	36"W x 18 5/8"D x 52 1/2"H	174#	\$1319
HLT304	30"W, 4-Drawer Lateral File	30"W x 18 5/8"D x 52 1/2"H	148#	\$1145
HLT423	42"W, 3-Drawer Lateral File	42"W x 18 5/8"D x 40 1/4"H	173#	\$1141
HLT363	36"W, 3-Drawer Lateral File	36"W x 18 5/8"D x 40 1/4"H	153#	\$1060
HLT303	30"W, 3-Drawer Lateral File	30"W x 18 5/8"D x 40 1/4"H	133#	\$989
HLT422	42"W, 2-Drawer Lateral File	42"W x 18 5/8"D x 28"H	144#	\$1025
HLT362	36"W, 2-Drawer Lateral File	36"W x 18 5/8"D x 28"H	123#	\$878
HLT302	30"W, 2-Drawer Lateral File	30"W x 18 5/8"D x 28"H	101#	\$731
HLTFBR4	Front-to-Back Filing rails (4-pk)	2 3/4"W x 19 1/2"D x 2 3/4"H	2.5#	\$52
HLTDV10	Divider kit (10-pk)	5"H x 12.88"D/per divider	8.5#	\$88

Note: Refer to tables section for CSII conference tables.

To Specify:

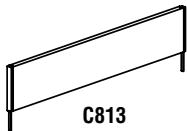
1. Determine Privacy Configuration by calculating corresponding worksurface dimensions.
2. Select required panel widths to match worksurface dimensions and panel height for desired privacy level.
3. Determine finishing kits required based on overall panel height and connection method.
4. Determine desired finishing kit color (Matches Corporate Laminate T-mold offering) and desired fabric.



Stackable Privacy Panels are mounted to the worksurface and are available in either 9"H or 18"H. Provides numerous privacy options. Can be stacked or ganged to create many unique combinations, requires finishing kits. Panel heights can be combined for three levels of privacy, either 18", 27" or 36"H only. Trim components are provided in matching T-mold colors of Black, Warm Gray, Taupe and Ice Gray. COM options available: Contact customer service for more information.

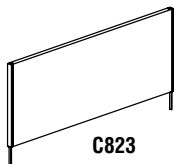
• 9" High Stackable Fabric Panels

Model No.	Dimensions	Wt.	List Price
C818	9"H x 24"W x 1 1/4"D	7#	\$479
C810	9"H x 30"W x 1 1/4"D	8#	\$489
C819	9"H x 33"W x 1 1/4"D	9#	\$502
C811	9"H x 36"W x 1 1/4"D	10#	\$512
C812	9"H x 42"W x 1 1/4"D	11#	\$525
C813	9"H x 48"W x 1 1/4"D	12#	\$538



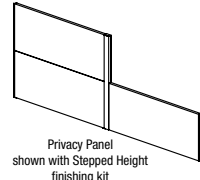
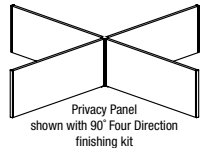
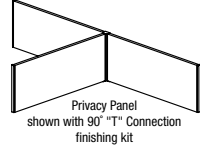
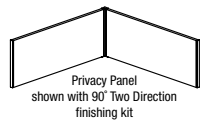
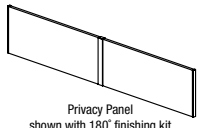
• 18" High Stackable Fabric Panels

C828	18"H x 24"W x 1 1/4"D	15#	\$581
C820	18"H x 30"W x 1 1/4"D	16#	\$595
C829	18"H x 33"W x 1 1/4"D	17#	\$611
C821	18"H x 36"W x 1 1/4"D	18#	\$642
C822	18"H x 42"W x 1 1/4"D	19#	\$663
C823	18"H x 48"W x 1 1/4"D	20#	\$673



CSII

STACKABLE PRIVACY PANEL FINISHING KITS



Model No.	Description	Wt.	List Price
C9111	180° Privacy Panel Finishing Kit - 18"H	2#	\$56
C9112	180° Privacy Panel Finishing Kit - 27"H	3#	\$74
C9113	180° Privacy Panel Finishing Kit - 36"H	4#	\$95
C9211	90° Two direction Privacy Panel Finishing Kit - 18"H	2#	\$60
C9212	90° Two direction Privacy Panel Finishing Kit - 27"H	3#	\$80
C9213	90° Two direction Privacy Panel Finishing Kit - 36"H	4#	\$97
C9311	90° "T" Connection Privacy Panel Finishing Kit - 18"H	3#	\$68
C9312	90° "T" Connection Privacy Panel Finishing Kit - 27"H	4#	\$88
C9313	90° "T" Connection Privacy Panel Finishing Kit - 36"H	5#	\$105
C9411	90° Four direction Privacy Panel Finishing Kit - 18"H	3#	\$76
C9412	90° Four direction Privacy Panel Finishing Kit - 27"H	4#	\$97
C9413	90° Four direction Privacy Panel Finishing Kit - 36"H	5#	\$117
C9512	Stepped Height Privacy Panel Finishing Kit - Stepped 18"-27"H	3#	\$105
C9513	Stepped Height Privacy Panel Finishing Kit - Stepped 18"-36"H	4#	\$126
C9517	Stepped Height Privacy Panel Finishing Kit - Stepped 27"-36"H	5#	\$154

HOW TO ORDER CSII PRIVACY PANEL FABRIC SCREENS

FABRIC SCREEN OPTIONS

When ordering fabric screens, use the code at right to indicate your fabric option:

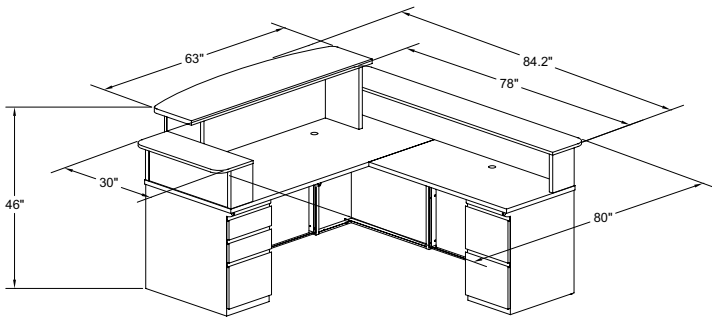
C	8	2	8	C	R	A
Product Code				Fabric Option		

Any additional Guilford of Maine fabrics are available with a maximum 4-week production lead time for a nominal upcharge. Contact a Mayline customer service representative for more information.

Corporate Fabrics

Fabric Color	Order Code
Spinel	
Tiger Eye	STY
Sand Stone	SSS
Guilden	SGL
Lido	
Balboa	BAL
Heartland	LHL
Bryce Canyon	LBC
Mingle	
Crystal	MCT
Khaki	MHK
Biscuit	MBT
Cross Town	
Buff	CBF
Ray	CRA
Fieldstone	CFS
Anchorage	
Goose	AGS
Bailey	
Khaki	BKH
Hopscotch	
Fieldstone	HFS

CSII RECEPTION



CSII RECEPTION DESK TYPICAL – CST27

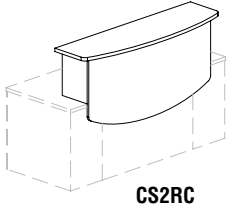
Consists of:

QTY.	MODEL NO.	DESCRIPTION	LIST PRICE EACH
1	C1371	Rectangular Desk, 72" x 30" with 1 B/B/F	\$1374
1	C2433	Return, 48" x 24" with 1 F/F	\$1115
1	CS2RC	Reception Counter	\$927
1	CS2RS78	Reception Auxiliary Counter 78"W	\$617
1	CS2RS30	Reception Auxiliary Counter 30"W	\$441

CST27

TOTAL: \$4476

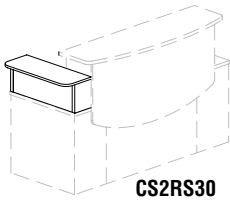
RECEPTION COUNTER



- For rectangular reception desk. To be used on any 72"W x 30"D CSII desk.
- Laminate design.
- 1-1/8" thick bowfront transaction counter.

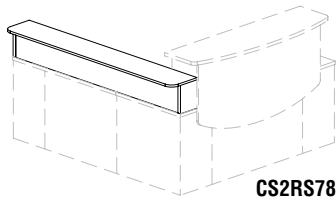
Model No.	Description	Dimensions	Wt.	List Price
CS2RC	Reception Counter	63"W x 18"D x 17 3/8"H (29"H overall)	115#	\$927

AUXILIARY COUNTER



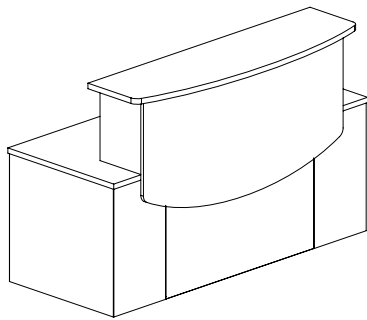
- 30" counter to be used with reception counter on any 72"W x 30"D CSII desk.
- 78" counter to be used with reception counter on any 72"W x 30"D CSII desk and any 48"W CSII return.
- All laminate design.

Model No.	Description	Dimensions	Wt.	List Price
CS2RS30	30" Auxiliary Counter	30"W x 12"D x 10 3/4"H	30#	\$441
CS2RS78	78" Auxiliary Counter	78"W x 12"D x 10 3/4"H	80#	\$617



Note: CSII conference tables are found in "Tables" section.

CSII RECEPTION DESK TYPICALS



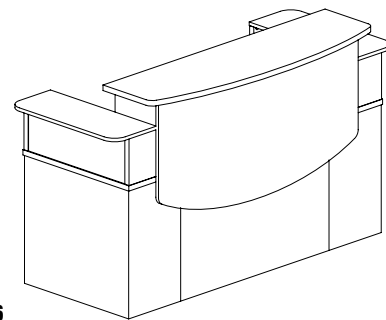
CSII TYPICAL #25

Consists of:

QTY.	MODEL NO.	DESCRIPTION	LIST PRICE EACH
1	C1375	Rect. Desk 72"W x 30"D with 1 B/B/F & 1 F/F Ped	\$1905
1	CS2RC	Reception Counter	\$927

CST25

TOTAL: \$2832



CSII TYPICAL #26

Consists of:

QTY.	MODEL NO.	DESCRIPTION	LIST PRICE EACH
1	C1375	Rect. Desk 72"W x 30"D with 1 B/B/F & 1 F/F Ped	\$1905
1	CS2RC	Reception Counter	\$927
1	CS2RS30	Reception Auxiliary Shelf 30"W	\$441
1	CS2RS30	Reception Auxiliary Shelf 30"W	\$441

CST26

TOTAL: \$3714

CSII TYPICALS

DESKS & STORAGE

TABLES

SEATING

HIGH DENSITY STORAGE

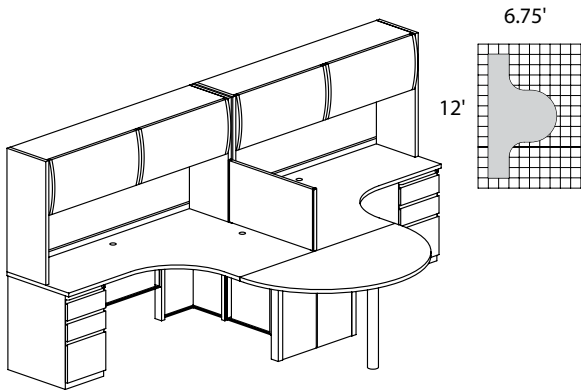
MAILROOM FURNITURE

TECHNOLOGY FURNITURE

DRAFTING FURNITURE

ACCESSORIES

PRODUCT INDEX



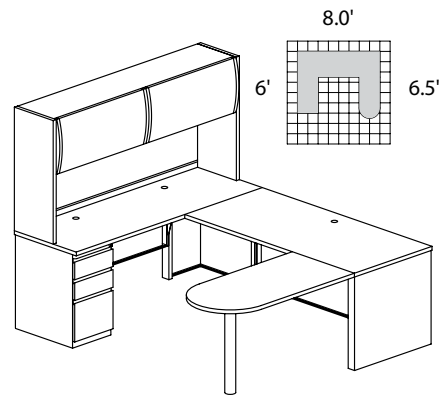
CSII TYPICAL #1

Consists of:

QTY.	MODEL NO.	DESCRIPTION	LIST PRICE EACH
1	C343L1	J Table 72"W x 48"D x 30"H Ret. Left with One B/B/F	\$1761
1	C343R1	J Table 72"W x 48"D x 30"H Ret. Right with One B/B/F	\$1761
1	C829	Stackable Fabric Panel 18"H x 33"W	\$611
2	C747	Flipper Door Overhead Unit 72"W x 15"D x 36"H	\$1214
1	C515	Team Table 60"W x 31"H	\$734
2	C867	Fabric Tack Panel for Overhead 69 1/4"W x 17"H	\$376

CST1

TOTAL: \$8046



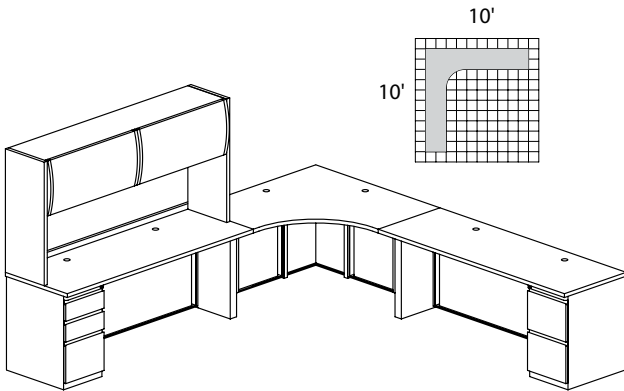
CSII TYPICAL #2

Consists of:

QTY.	MODEL NO.	DESCRIPTION	LIST PRICE EACH
1	C1171	Credenza 72"W x 24"D with One B/B/F	\$1352
1	C2576	Return 72"W x 30"D	\$931
1	C673	Peninsula Table 48"W x 24"D	\$700
1	C747	Flipper Door Overhead Unit 72"W x 15"D x 36"H	\$1214
1	C867	Fabric Tack Panel for Overhead 69 1/4"W x 17"H	\$376

CST2

TOTAL: \$4574



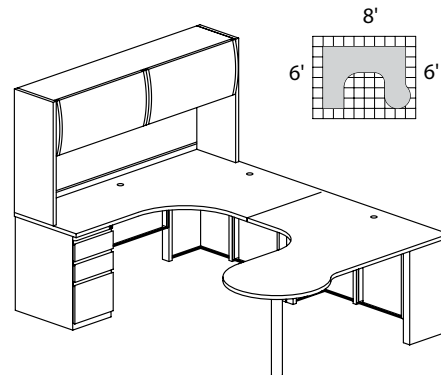
CSII TYPICAL #3

Consists of:

QTY.	MODEL NO.	DESCRIPTION	LIST PRICE EACH
1	C542	Corner Desk 24"D x 42"W x 42"W x 24"D	\$1190
1	C2471	Return 72"W x 24"D with One B/B/F	\$1316
1	C2473	Return 72"W x 24"D with One F/F	\$1316
1	C747	Flipper Door Overhead Unit 72"W x 15"D x 36"H	\$1214
1	C867	Fabric Tack Panel for Overhead 69 1/4"W x 17"H	\$376

CST3

TOTAL: \$5411



CSII TYPICAL #4

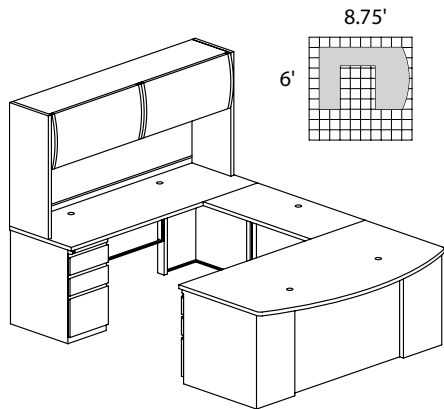
Consists of:

QTY.	MODEL NO.	DESCRIPTION	LIST PRICE EACH
1	C343R1	J Table 72"W x 48"D x 30"H Ret. Right with One B/B/F	\$1761
1	C483L	P Table 72"W x 48"D x 30"H Ret. Left with Conference End	\$1400
1	C747	Flipper Door Overhead Unit 72"W x 15"D x 36"H	\$1214
1	C867	Fabric Tack Panel for Overhead 69 1/4"W x 17"H	\$376

CST4

TOTAL: \$4750

CSII TYPICALS



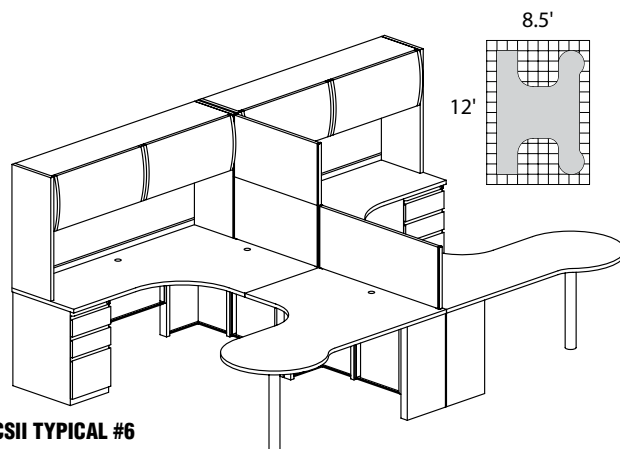
CSII TYPICAL #5

Consists of:

QTY.	MODEL NO.	DESCRIPTION	LIST PRICE EACH
1	C1971	Bowfront Desk 72"W x 39"D with One B/B/F	\$1554
1	C282T	Straight Bridge 42"W x 21"D	\$403
1	C1171	Credenza 72"W x 24"D with One B/B/F	\$1352
1	C747	Flipper Door Overhead Unit 72"W x 15"D x 36"H	\$1214
1	C867	Fabric Tack Panel for Overhead 69 1/4"W x 17"H	\$376

CST5

TOTAL: \$4899



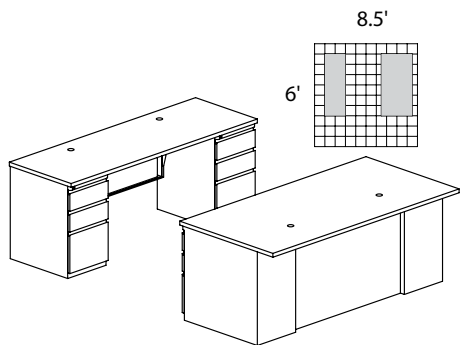
CSII TYPICAL #6

Consists of:

QTY. NO.	MODEL	DESCRIPTION	LIST PRICE EACH
1	C343L1	J Table 72"W x 48"D x 30"H Ret. Left with One B/B/F	\$1761
1	C343R1	J Table 72"W x 48"D x 30"H Ret. Right with One B/B/F	\$1761
1	C483L	P Table 72"W x 48"D x 30"H Ret. Left with Conf. End	\$1400
1	C483R	P Table 72"W x 48"D x 30"H Ret. Right with Conf. End	\$1400
2	C747	Flipper Door Overhead Units 72"W x 15"D x 36"H	\$1214
2	C867	Fabric Tack Panels for Overhead 69 1/4"W x 17"H	\$376
4	1505TL	Optional Task Lights	\$330
2	C829	Stackable Fabric Panels 33"W x 18"H	\$611
1	C823	Stackable Fabric Panel 48"W x 18"H	\$673
1	C9513	Stepped Height Privacy Panel Finishing Kit	\$126

CST6

TOTAL: \$12840



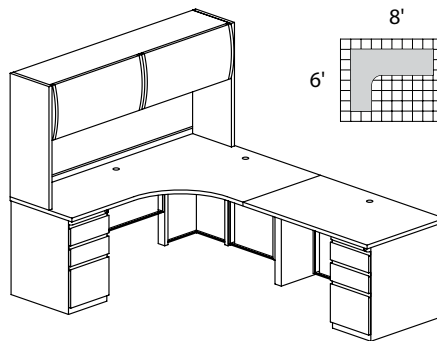
CSII TYPICAL #7

Consists of:

QTY. NO.	MODEL	DESCRIPTION	LIST PRICE EACH
1	C1675	Desk 72"W x 36"D with One B/B/F and One F/F	\$1976
1	C1172	Credenza 72"W x 24"D with Two B/B/F	\$1868

CST7

TOTAL: \$3844



CSII TYPICAL #8

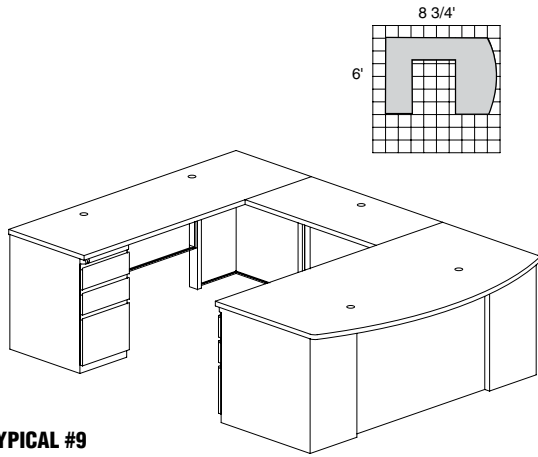
Consists of:

QTY. NO.	MODEL	DESCRIPTION	LIST PRICE EACH
1	C343R1	J Table 72"W x 48"D x 30" Ret. Right with One B/B/F	\$1761
1	C2531	Return 48"W x 30"D with One B/B/F	\$1176
1	C747	Flipper Door Overhead Unit 72"W x 15"D x 36"H	\$1214
1	C867	Fabric Tack Panel for Overhead 69 1/4"W x 17"H	\$376

CST8

TOTAL: \$4527

CSII TYPICALS



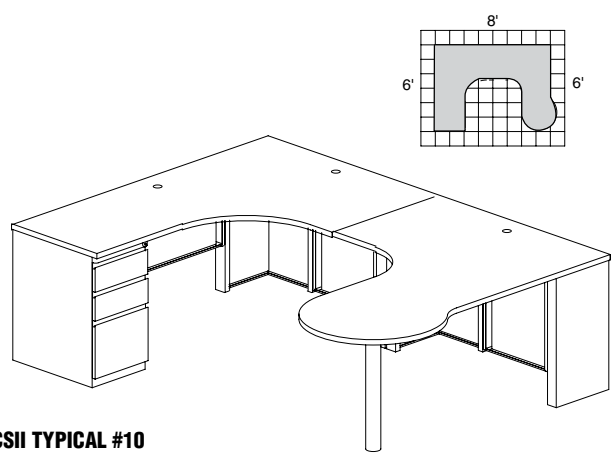
CSII TYPICAL #9

Consists of:

QTY.	MODEL NO.	DESCRIPTION	LIST PRICE EACH
1	C1971	Bowfront Desk 72"W x 39"D with One B/B/F	\$1554
1	C1171	Credenza 72"W x 24"D with One B/B/F	\$1352
1	C282T	Straight Bridge 42"W x 24"D	\$403

CST9

TOTAL: **\$3310**



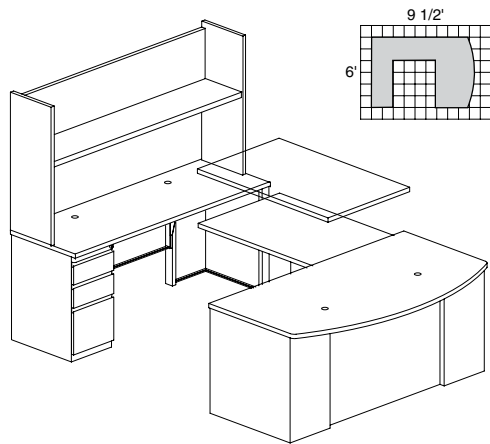
CSII TYPICAL #10

Consists of:

QTY.	MODEL NO.	DESCRIPTION	LIST PRICE EACH
1	C343R1	J Table 72"W x 48"D x 30"D Ret. Right with One B/B/F	\$1761
1	C483L	P Table 72"W x 48"D x 30"D Ret. Left with Conf. End	\$1400

CST10

TOTAL: **\$3162**



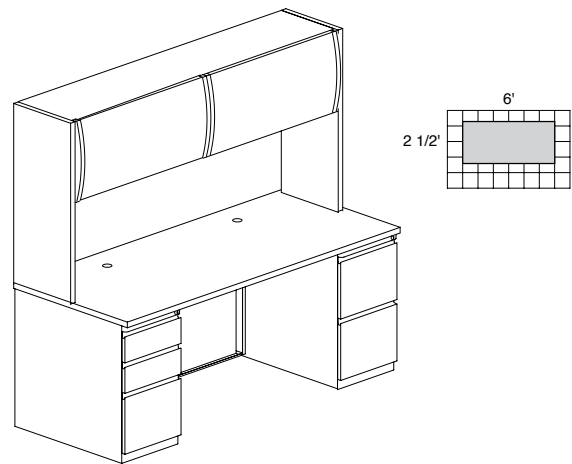
CSII TYPICAL #14

Consists of:

QTY.	MODEL NO.	DESCRIPTION	LIST PRICE EACH
1	C1971	Bowfront Desk 72"W x 39"D with One B/B/F	\$1554
1	C1171	Credenza 72"W x 24"D with One B/B/F	\$1352
1	C48A	Height Adjustable Bridge 48"W x 24"D	\$2241
1	C777	Overhead Open Shelf 72"W x 14"D x 36"H	\$688
1	C867	Fabric Tack Panel for Overhead 69"W x 1/2"D x 17"H	\$376

CST14

TOTAL: **\$6211**



CSII TYPICAL #18

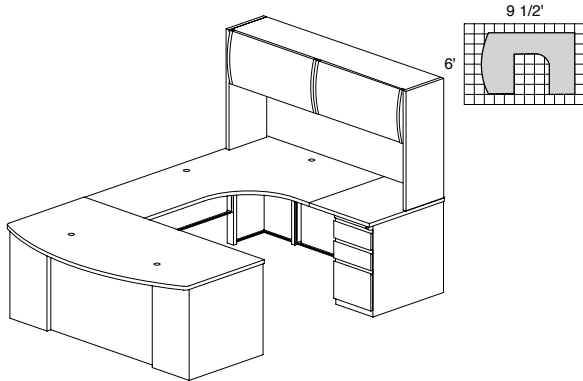
Consists of:

QTY.	MODEL NO.	DESCRIPTION	LIST PRICE EACH
1	C1375	Desk 72"W x 30"D with One B/B/F and One F/F	\$1905
1	C747	Flipper Door Overhead Unit 72"W x 15"D x 36"H	\$1214
1	C867	Fabric Tack Panel for Overhead 69"W x 1/2"D x 17"H	\$376

CST18

TOTAL: **\$3494**

CSII TYPICALS

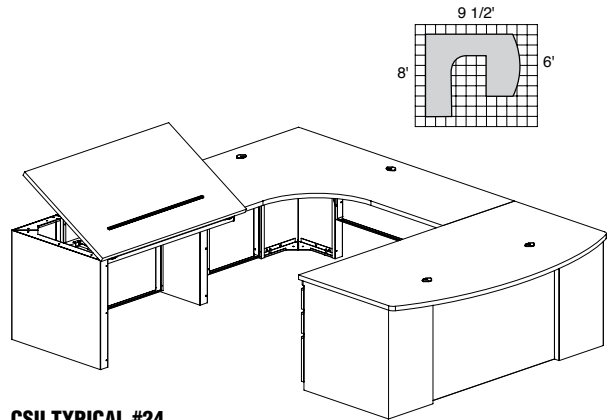


CSII TYPICAL #19

Consists of:

QTY. NO.	MODEL	DESCRIPTION	LIST PRICE EACH
1	C1971	Bowfront Desk 72"W x 39"D with One B/B/F	\$1554
1	C343R6	J Table 72"W x 48"D x 30"D Return Right	\$1385
1	C2581	Return 24"W x 30"D with One B/B/F	\$1025
1	C747	Flipper Door Overhead Unit 72"W x 15"D x 36"H	\$1214
1	C867	Fabric Tack Panel for Overhead 69"W x 1/2"D x 17"H	\$376

CST19 **TOTAL: \$5553**



CSII TYPICAL #24

Consists of:

QTY. NO.	MODEL	DESCRIPTION	LIST PRICE EACH
1	C1971	Bowfront Desk 72"W x 39"D with One B/B/F	\$1554
1	C343L6	J Table 72"W x 48"D x 30"D Return Left	\$1385
1	C48TR	Tilt Top Return Table 48"W x 30"D	\$1250

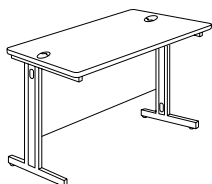
CST24 **TOTAL: \$4188**

COMMUNICATION STATION[®] FREESTANDING WORKTABLES



FREESTANDING WORKTABLES

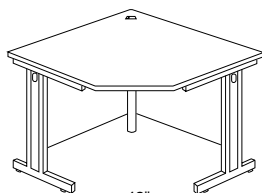
- Select Communication Station Free Standing Worktables for stand-alone applications are available.
- Please refer back to the CSII section for all desking accessories and storage features.
- There is one wire management grommet at each end of 42", 48", 60" and 72" wide worktables and a wire port in each leg upright.
- Modesty panel included. Legs are universal, left and right.
- 24" deep worktables—desk height



Model No.	Dimensions	Wt.	List Price
243029	30"W x 24"D x 29 1/2"H	56#	\$730
243629	36"W x 24"D x 29 1/2"H	62#	\$775
244829	48"W x 24"D x 29 1/2"H	76#	\$896
246029	60"W x 24"D x 29 1/2"H	91#	\$1013
247229	72"W x 24"D x 29 1/2"H	107#	\$1135

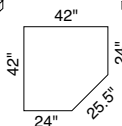
* No grommet on 30" and 36" widths. 30" wide worktables will not accept any keyboard options

CORNER UNITS



- Corner units can be used as freestanding worktables or as part of a larger configuration.
- Connecting brackets included.
- Grommet is provided at rear of unit.
- Modesty panels are standard.

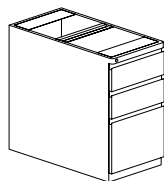
Corner Units for 24" Deep Workstations



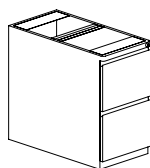
Model No.	Dimensions	Wt.	List Price
242229	42"W x 24"D x 29 1/2"H	87#	\$1348

PEDESTALS

- Full width "J" style pulls.
- Full extension ball bearing slides.
- Locks standard.
- Leveling glides have 5/8" of adjustability.
- Supports letter and legal file widths.
- Unique recessed base design allows casters to be added without adding additional height to the pedestal.



C8817B



C8817F

Model No.	Dimensions	Wt.	List Price
C8817B	15"W x 17 1/2"D x 28"H - B/B/F	50#	\$626
C8817F	15"W x 17 1/2"D x 28"H - F/F	48#	\$626
C8817M	17"D - Mobile Kit	28#	\$87

TRANSACTION™ SERIES DESKING



TRANSACTION™

Sleek outside, smart inside, TransAction is a system that does it all. It offers basic benching for teams on the go, personalized workstations that provide privacy and focus, and skillfully supports better connections between people and technology. An easy to specify and assemble starter/adder system for single- or dual-sided workstations makes TransAction an ideal solution for the office environment that needs to maximize space and be flexible enough for a variety of users. TransAction has real style, flexibility and a price point that will appeal to any business.



WORKSTATIONS

29.5" Surface height. Depth – 30" single-sided; 60" dual-sided. Standard widths 48", 60" and 72" wide. Standard workstation consists of work surfaces with or without access panels, a beam and trough, leg panels (starter unit – two end legs with 2 outer and 2 inner panels; adder – one leg with two inner panels). New 120 Degree/3 Workstation Pod now available. Trough power kits attach to infeed cables that exit the system through the bottom of the inner leg panel to the floor. Leg panels, trough and beam are made of painted steel. **Available in all Mayline Corporate paint finishes including Tech Silver.**

WORK SURFACES AND LEG PANEL INSERT

1-1/8" High-pressure laminate surfaces with a PVC knife front edge T-mold and 3mm side edging. Leg panel laminate insert is a thin layer of laminate glued to steel leg. **Available in over 600 HPL patterns with coordinating T-mold or 3mm edging.**

STORAGE

Attached non-handed returns in 42" or 48" widths are supported by pedestals or two-drawer lateral files. Box-Box-File or File-File pedestals and lateral files are painted steel available in all Mayline Corporate finishes. Pencil drawers can be added to each workstation, in Black only. Freestanding pedestals can be mobilized for users that share storage or are only in the office occasionally in shared workstations. Limited color selection. A full line of lateral files can be added to a work environment to provide additional freestanding storage. **Available in all Mayline Corporate paint finishes including Silver.**

TECHNOLOGY ACCESSORIES

TransAction features a complete system for flat screen displays including sleek and functional aluminum monitor poles and monitor support arms in single- and dual-extensions. The system includes pole, support arms, and wire management that are bolted to the workstation beam. Up to eight monitors can be mounted to the pole in various configurations using the support arms. Though designed as part of the TransAction product line these accessories can be bolted to any work surface. We also offer CPU holders and keyboard support options.

ACRYLIC AND SCREENS

Acrylic screens are available as standard in frosted Green Crystal Ice acrylic with flame polished edges. Acrylic screens are attached with brushed Silver Zinc brackets to the beam. Screens can be used to delineate individual work areas or provide minimal privacy. Additional acrylic colors in a variety of designs are available at additional fees and longer lead times.

Power Components: Preconfigured power kits as well as power feeds are available for TransAction to make your job easier. Special requests can also be addressed with additional lead time and fees required. **Production lead time for power components is 3 weeks.**

TRANSACTION™ DESKING

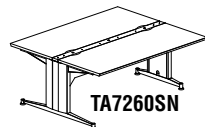


DUAL-SIDED WORKSTATIONS

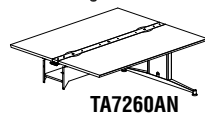
Standard:

- Easy starter/adder system.
- A starter unit can be a free standing dual-sided work space.
- Sturdy welded steel beam and trough construction.
- Trough provides space for power and data management.
- Units can support attached pedestals, returns, keyboard trays, pencil drawers and CPU holders.
- Two Work Surfaces (back-to-back): 48", 60", or 72" width and overall depth of 60" with or without access panels.
- Leg Assembly: Two for Starter, one for Adder.
- Adders can be added to the left or right of the Starter.
- Beam also supports above surface monitor supports and privacy partitions.
- Trough Access Panels optional – Suffix "N" designates without access panels.
- All attachment hardware included.
- Finishes – refer to page 79.

DUAL-SIDED WITHOUT ACCESS PANELS



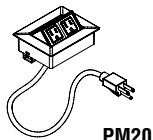
TA7260SN



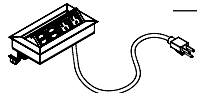
TA7260AN

Model No.	Description	Wt.	List Price
TA4860SN	48"W x 60"D x 29.5"H Starter without access panels	248#	\$3816
TA6060SN	60"W x 60"D x 29.5"H Starter without access panels	253#	\$4087
TA7260SN	72"W x 60"D x 29.5"H Starter without access panels	278#	\$4351
TA4860AN	48"W x 60"D x 29.5"H Adder without access panels	198#	\$2919
TA6060AN	60"W x 60"D x 29.5"H Adder without access panels	223#	\$3270
TA7260AN	72"W x 60"D x 29.5"H Adder without access panels	248#	\$3464

DUAL-SIDED WITHOUT ACCESS PANELS WITH SURFACE POWER/DATA OPTIONS



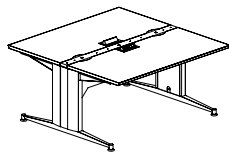
PM20



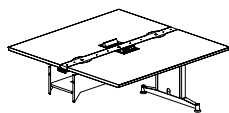
PM22

Model No.	Description	Option (Suffix)	Wt.	List Price
PM20	Power Module with 2 Power Outlets (Black only) and cutout	1	2#	\$320
PM22	Power and Data Surface Module with 2 Power and 2 Data Outlets (Silver or Black).	2	4#	\$487

Order Example: TA4860SN1 (See module options above)
48" x 60" starter without access panels includes (1) PM20 module and cutout in surface on each side of dual workstation.



TA6060SN2

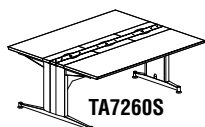


TA6060AN2

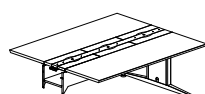
Model No.	Description	Wt.	List Price
TA4860SN1	48"W x 60"D x 29.5"H Starter without access panels/with (2) PM20 and cutouts	252#	\$4512
TA6060SN1	60"W x 60"D x 29.5"H Starter without access panels/with (2) PM20 and cutouts	257#	\$4783
TA7260SN1	72"W x 60"D x 29.5"H Starter without access panels/with (2) PM20 and cutouts	282#	\$5047
TA4860SN2	48"W x 60"D x 29.5"H Starter without access panels/with (2) PM22 and cutouts	256#	\$4812
TA6060SN2	60"W x 60"D x 29.5"H Starter without access panels/with (2) PM22 and cutouts	261#	\$5084
TA7260SN2	72"W x 60"D x 29.5"H Starter without access panels/with (2) PM22 and cutouts	286#	\$5348
TA4860AN1	48"W x 60"D x 29.5"H Adder without access panels/with (2) PM20 and cutouts	202#	\$3614
TA6060AN1	60"W x 60"D x 29.5"H Adder without access panels/with (2) PM20 and cutouts	227#	\$3967
TA7260AN1	72"W x 60"D x 29.5"H Adder without access panels/with (2) PM20 and cutouts	252#	\$4160
TA4860AN2	48"W x 60"D x 29.5"H Adder without access panels/with (2) PM22 and cutouts	206#	\$3916
TA6060AN2	60"W x 60"D x 29.5"H Adder without access panels/with (2) PM22 and cutouts	231#	\$4145
TA7260AN2	72"W x 60"D x 29.5"H Adder without access panels/with (2) PM22 and cutouts	256#	\$4460

DUAL-SIDED WITH ACCESS PANELS

For access panel preconfigured power kits, see page 85.



TA7260S



TA7260A

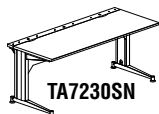
Model No.	Description	Wt.	List Price
TA4860S	48"W x 60"D x 29.5"H Starter with access panels	248#	\$4297
TA6060S	60"W x 60"D x 29.5"H Starter with access panels	253#	\$4690
TA7260S	72"W x 60"D x 29.5"H Starter with access panels	278#	\$4924
TA4860A	48"W x 60"D x 29.5"H Adder with access panels	198#	\$3420
TA6060A	60"W x 60"D x 29.5"H Adder with access panels	223#	\$3884
TA7260A	72"W x 60"D x 29.5"H Adder with access panels	248#	\$4084

SINGLE-SIDED WORKSTATIONS

Standard:

- Easy starter/adder system.
- A starter unit can be a freestanding single-sided work space.
- Sturdy welded steel beam and trough construction.
- Trough provides space for power and data management.
- Units can support attached pedestals, returns, keyboard trays, pencil drawer, and CPU holders.
- Trough Access Panels optional - Suffix "N" designates without access panels.
- Finishes – refer to page 79.
- Leg Assembly: Two for Starter, one for Adder.
- Single-sided adders can only be added to the right side of the starter.
- Beam also supports above surface monitor supports and privacy partitions.
- Legs provide vertical cable routing from floor-to-trough.
- All attachment hardware included.
- Work Surfaces are available in 48", 60", or 72" With overall depth of 30" with or without access panels.

SINGLE-SIDED WITHOUT ACCESS PANELS



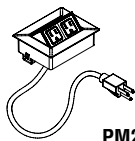
TA7230SN



TA7230AN

Model No.	Description	Wt.	List Price
TA4830SN	48"W x 30"D x 29.5"H Starter without access panels	156#	\$2909
TA6030SN	60"W x 30"D x 29.5"H Starter without access panels	169#	\$3182
TA7230SN	72"W x 30"D x 29.5"H Starter without access panels	182#	\$3324
TA4830AN	48"W x 30"D x 29.5"H Adder without access panels	140#	\$2181
TA6030AN	60"W x 30"D x 29.5"H Adder without access panels	153#	\$2397
TA7230AN	72"W x 30"D x 29.5"H Adder without access panels	164#	\$2518

SINGLE-SIDED WITHOUT ACCESS PANELS WITH SURFACE POWER/DATA OPTIONS



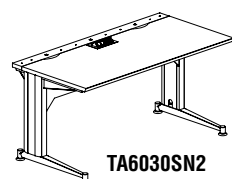
PM20



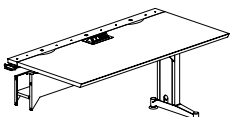
PM22

Model No.	Description	Option (Suffix)	Wt.	List Price
PM20	Power Module with 2 Power Outlets (Black) and cutout	1	2#	\$320
PM22	Power and Data Surface Module with 2 Power and 2 Data Outlets (Silver Black).	2	4#	\$487

Order Example: TA4830SN1 (See module options above for suffix 1 or 2).
 48" x 30" starter without access panels includes (1) PM20 module and cutout in surface on each side of dual workstation.



TA6030SN2

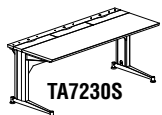


TA6030AN2

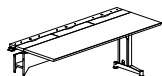
Model No.	Description	Wt.	List Price
TA4830SN1	48"W x 30"D x 29.5"H Starter without access panels/with (1) PM20 and cutouts	160#	\$3257
TA6030SN1	60"W x 30"D x 29.5"H Starter without access panels/with (1) PM20 and cutouts	173#	\$3530
TA7230SN1	72"W x 30"D x 29.5"H Starter without access panels/with (1) PM20 and cutouts	186#	\$3673
TA4830SN2	48"W x 30"D x 29.5"H Starter without access panels/with (1) PM22 and cutouts	164#	\$3407
TA6030SN2	60"W x 30"D x 29.5"H Starter without access panels/with (1) PM22 and cutouts	177#	\$3680
TA7230SN2	72"W x 30"D x 29.5"H Starter without access panels/with (1) PM22 and cutouts	190#	\$3822
TA4830AN1	48"W x 30"D x 29.5"H Adder without access panels/with (1) PM20 and cutouts	144#	\$2529
TA6030AN1	60"W x 30"D x 29.5"H Adder without access panels/with (1) PM20 and cutouts	157#	\$2745
TA7230AN1	72"W x 30"D x 29.5"H Adder without access panels/with (1) PM20 and cutouts	168#	\$2868
TA4830AN2	48"W x 30"D x 29.5"H Adder without access panels/with (1) PM22 and cutouts	148#	\$2679
TA6030AN2	60"W x 30"D x 29.5"H Adder without access panels/with (1) PM22 and cutouts	161#	\$2895
TA7230AN2	72"W x 30"D x 29.5"H Adder without access panels/with (1) PM22 and cutouts	172#	\$3017

SINGLE-SIDED WITH ACCESS PANELS

For access panel preconfigured power kits, see page 85.



TA7230S



TA7230A

Model No.	Description	Wt.	List Price
TA4830S	48"W x 30"D x 29.5"H Starter with access panels	156#	\$3108
TA6030S	60"W x 30"D x 29.5"H Starter with access panels	169#	\$3481
TA7230S	72"W x 30"D x 29.5"H Starter with access panels	182#	\$3643
TA4830A	48"W x 30"D x 29.5"H Adder with access panels	140#	\$2379
TA6030A	60"W x 30"D x 29.5"H Adder with access panels	153#	\$2696
TA7230A	72"W x 30"D x 29.5"H Adder with access panels	164#	\$2837

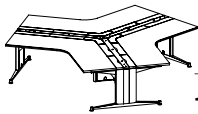
TRANSACTION™ 120 DEGREE 3-POD WORKSTATION

TransAction 120 Degree Workstation unit provides three roomy work units for individuals who require more surface space yet need to be part of a collaborative work unit. Angled acrylic panels divide workspaces visually while allowing for communication among team members. Optional storage towers add a place to put personal and work items without cluttering the work surface.

- Three person workstation pod with access panels for power and data.
- Same beam and trough construction as rectangular modular TransAction.
- Work surfaces are 30" deep and curve in a 120-degree angle.
- Monitor posts can be located on the center core or along the beam between workstations. All attachment hardware included. Units can support attached pedestals, keyboard trays, pencil drawers, and CPU holders. Available in all Mayline Corporate colors, and HPL with knife-edge trim.
- Locks keyed alike



Model No.	Description	Wt.	List Price
TA120S	3 workstations each 30"D x 102"W x 29 1/2"H Joined with a center core that can accommodate an optional monitor post. Tops with access panels to trough.	628#	\$10995



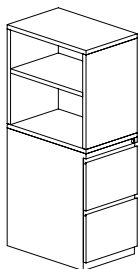
TA120S

120 DEGREE ACCESSORIES/OPTIONS

Model No.	Description	Wt.	List Price Each
TAAP5418D	54" Acrylic Divider Panel 18"-10"H. 3 panels would be required to divide the work stations as shown.	12#	\$685
TADC120S	Steel data access channel (in 3 sections)	24#	\$458
TAMSP	Single post – 15"H x 3"Dia.	7 1/4#	\$135
TAM2	Single-monitor arm support – dual extension* 3 arms would be required for a monitor support at each work station.	4 1/2#	\$177
TAST51LF	Storage tower	90#	\$1526
TAETKD60S	Power Kit – Starter 60**		\$616
TAETKD60A	Power Kit – Adder 60** 2 Adder Kits would be required in 120 Degree work station.		\$752
TAESC72	Hardwire Starter Cable*		\$192



TAAP5418D



TAST51LF

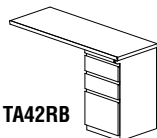
See Typical #7 (page 91) for example of 120 Degree with optional accessories.

* For drawings and more information for power technology accessories, see page 88 .

RETURNS

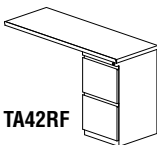
Standard:

- Used to create "L" return.
- Available in 42" and 48" widths.
- Three attached storage options – Box-Box-File or File-File pedestals or a 2-drawer lateral file.
- Returns are non-handed.
- No modesty panel.
- Must attach to workstation/ Not a freestanding unit.
- All attachment hardware included.
- Finishes – refer to page 79.



TA42RB

Model No.	Description	Wt.	List Price
TA42RB	42"W x 18"D x 29.5"H return with Pedestal/Box/Box/File	81#	\$689
TA42RF	42"W x 18"D x 29.5"H return with Pedestal/File/File	79#	\$667

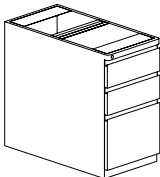


TA48RB

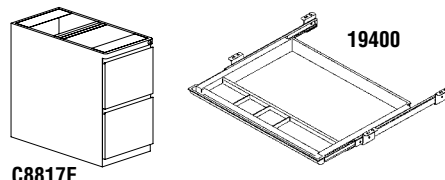
TA48RB	48"W x 18"D x 29.5"H return with Pedestal/Box/Box/File	86#	\$696
TA48RF	48"W x 18"D x 29.5"H return with Pedestal/File/File	84#	\$673

There are a variety of storage options to use with TransAction or other Mayline products. These range from standard height fixed and mobile pedestals and laterals to mobile pedestals and laterals with cushions for extra seating when needed. Storage towers and towers with wardrobe closets are also now available to match Mayline Corporate colors and configurations.

- Mayline "C" pedestals can be attached to TransAction workstations or mobile as required.
- Pedestals have "J" style pulls, full extension ball bearings and locks as standard.
- Support legal and letter filing widths.
- Unique recessed base design allows casters to be added without adding additional height to the pedestal.
- CSII 2-drawer lateral files are used in one return option.
- The complete line of CSII lateral files can be added for freestanding storage options.
- Refer to page 69 for information and pricing.

	Model No.	Description	Wt.	List Price
	C8817B	15"W x 17 1/2"D x 28"H B/B/F	50#	\$626
	C8817F	15"W x 17 1/2"D x 28"H F/F	48#	\$626
	C8817M	17"D – Mobile Kit	28#	\$87
	19400	Pencil Drawer – 21"W x 16"D x 2"H – Black only	4#	\$96

C8817B



C8817F

CUSHION MOBILE PEDESTALS

- Box/File mobile pedestal.
- Counterweight included for stability.
- 1 1/2" cushion attaches to full metal top with dual-lock strips.
- Full pull drawer fronts and top lock strip with handle.
- Black plastic casters (2 locking and 2 non-locking).
- File available in Mayline Corporate colors, including Tech Silver.
- Cushions available in Black (BL) or Gray (GY); for COM fabric, please contact Customer Service for additional price and lead times.

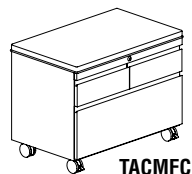


TACMP

Model No.	Description	Dimensions	Wt.	List Price
TACMP	Cushion Mobile Pedestal	23"H x 18 7/8"D x 15 1/4"W	60#	\$1002

CUSHION MOBILE FILE CENTER

- 1 1/2" cushions attached to full metal top with dual-lock strips.
- All drawers feature full extension slides.
- 2 box/1 file drawer configuration only.
- Full pull drawers with top lock strip.
- Black plastic casters (2 locking and 2 non-locking).
- File available in Mayline Corporate colors, including Tech Silver.
- Cushions available in Black (BL) or Gray (GY); for COM fabric, please contact Customer Service for additional price and lead times.

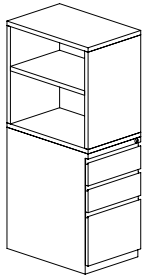


TACMFC

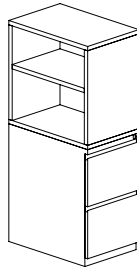
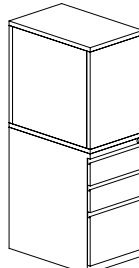
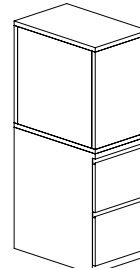
Model No.	Description	Dimensions	Wt.	List Price
TACMFC	Cushion Mobile File Center 2 box drawers/one file drawer	24 1/8"H x 18 3/8"D x 30 1/2"W	120#	\$1803

BOOKCASE TOWER

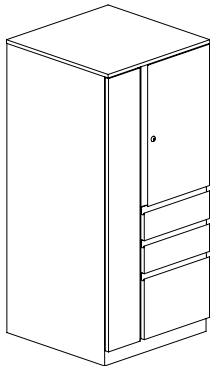
- Storage unit that includes a bookcase and pedestal.
- Steel frame construction is welded and channels are formed in key areas for strength.
- Single adjustable shelf with a load capacity of 61 lbs.
- File/File and Box/Box/File drawer configurations available for tower on right or left side of workstation.
- Full pull drawers with top lock strip.
- All drawers feature full extension slides which include "anti-rebound" and "quick disconnect" features.
- Single key lock included.
- Towers include counterweight to meet ANSI-BIFMA standards for stability.
- Leveling glides allow for 1 5/8" adjustment.

**TAST51LB**

Model No.	Description	Dimensions	Wt.	List Price
TAST51LB	Left facing bookcase/box/box/file ped	51 3/8"H x 23 1/2"D x 15 1/4"W	90#	\$1475
TAST51LF	Left facing bookcase/file/file ped	51 3/8"H x 23 1/2"D x 15 1/4"W	85#	\$1526
TAST51RB	Right facing bookcase/box/box/file ped	51 3/8"H x 23 1/2"D x 15 1/4"W	90#	\$1475
TAST51RF	Right facing bookcase/file/file ped	51 3/8"H x 23 1/2"D x 15 1/4"W	85#	\$1526

**TAST51LF****TAST51RB****TAST51RF****BOOKCASE WARDROBE TOWER**

- Storage unit that includes a bookcase, wardrobe and pedestal.
- Steel frame construction is welded and channels are formed in key areas for strength.
- Single adjustable shelf with a load capacity of 61 lbs.
- File/File and Box/Box/File drawer configurations available for tower on right or left side of workstation.
- Full pull drawers with lock strip with handle.
- All drawers feature full extension slides which include "anti-rebound" and "quick disconnect" features.
- Tower includes two locks keyed alike.
- Towers include counterweight to meet ANSI-BIFMA standards for stability.
- Leveling glides allow for 1 5/8" adjustment.



Model No.	Description	Dimensions	Wt.	List Price
TAST51WLB	Coat door left/box/box/file ped	51 3/8"H x 23 1/2"D x 23 1/2"W	162#	\$2309
TAST51WLF	Coat door left/file/file ped	51 3/8"H x 23 1/2"D x 23 1/2"W	159#	\$2230
TAST51WRB	Coat door right/box/box/file ped	51 3/8"H x 23 1/2"D x 23 1/2"W	162#	\$2309
TAST51WRF	Coat door right/file/file ped	51 3/8"H x 23 1/2"D x 23 1/2"W	159#	\$2230

TRANSACTION™ DESKING POWER OPTIONS




Standard Power Options:

- UL Recognized and CSA Certified Components.
- Convenient kits provide easy specifying.
- Additional options available upon special request to meet your requirements.
- Maximum of 80 receptacles per 4-circuit starter (10 dual-sided/20 single-sided); 8 receptacles per dual-sided block; 4 receptacles per single-sided block.
- It is the customer's responsibility to ensure that the use of electrical systems including the number of receptacles on a given circuit and connection to building power source, be in compliance with all electrical codes.

POWER INFED OPTIONS

- All circuits rated for 20 AMPS and are energized; includes female connector, length of flex cable and box connector.
- Up to 10 power blocks per hardwire cable.

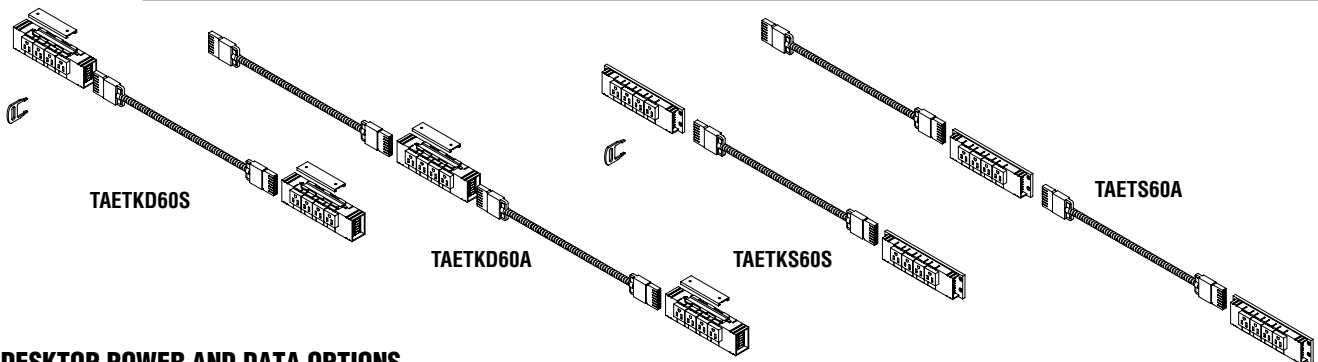
Model No.	Description	List Price
TAESC72	72" Hardwire Starter Cable	\$192
TAESC108	108" Hardwire Starter Cable	\$247
TAESC144	144" Hardwire Starter Cable	\$303



DESKING POWER KITS

- All preconfigured power kits include (2) 8-wire 4-circuit double duplex single- or double-sided power blocks, appropriate length interconnecting cables, mounting brackets and simplex removal tools and brackets as needed for ease of layout and installation.
- Special order systems available upon request.

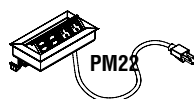
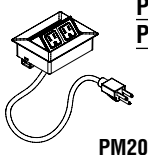
Model No.	Description	List Price
TAETKD48S	48" Double-Sided/Double Block Starter Kit	\$584
TAETKD60S	60" Double-Sided/Double Block Starter Kit	\$616
TAETKD72S	72" Double-Sided/Double Block Starter Kit	\$634
TAETKD48A	48" Double-Sided/Double Block Adder Kit	\$721
TAETKD60A	60" Double-Sided/Double Block Adder Kit	\$752
TAETKD72A	72" Double-Sided/Double Block Adder Kit	\$770
TAETKS48S	48" Single-Sided/Double Block Starter Kit	\$416
TAETKS60S	60" Single-Sided/Double Block Starter Kit	\$449
TAETKS72S	72" Single-Sided/Double Block Starter Kit	\$468
TAETKS48A	48" Single-Sided/Double Block Adder Kit	\$552
TAETKS60A	60" Single-Sided/Double Block Adder Kit	\$585
TAETKS72A	72" Single-Sided/Double Block Adder Kit	\$604



DESKTOP POWER AND DATA OPTIONS

Mayline's desktop power and data options easily install using cutting templates included with each module. Field cut and installed. For units including precut holes and power modules, see pages 80 and 81 for pricing.

Model No.	Description	Wt.	List Price
PM20	Power Module with 2 Power Outlets (Black)	2#	\$320
PM22	Power and Data Module with 2 Power and 2 Data Outlets (Silver or Black.)	4#	\$487









TRANSACTION™ DATA CHANNEL OPTION









TransAction Data Channels provide a separation between power and data in the desking trough.

- Available in single- and dual-sided starter and adder channels.
- 48" channels standard with two data openings; 60" and 72" channels standard with three openings.
- Blank face plates included for openings where telecom plates are not installed.
- Easy to install. May be added to existing TransAction installations.
- Channels standard in Black finish only.
- **Telecom plates are not included in data channel price; must be ordered separately.**
- For telecom plate options, see page 87.

DUAL-SIDED DATA CHANNELS

Model No.	Description	Wt.	List Price
 TADC48DS	11"W x 42"D x 3 1/2"H Starter Channel.	6#	\$183
 TADC60DS	11"W x 54"D x 3 1/2"H Starter Channel.	8#	\$196
 TADC72DS	11"W x 66"D x 3 1/2"H Starter Channel.	9#	\$208
 TADC48DA	11"W x 46"D x 3 1/2"H Adder Channel.	7#	\$183
 TADC60DA	11"W x 58"D x 3 1/2"H Adder Channel.	8#	\$196
 TADC72DA	11"W x 70"D x 3 1/2"H Adder Channel.	10#	\$208

SINGLE-SIDED DATA CHANNELS

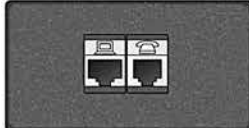



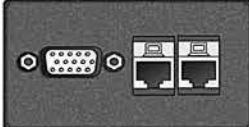






Model No.	Description	Wt.	List Price
 TADC48SS	7"W x 42"D x 1"H Starter Channel.	3#	\$92
 TADC60SS	7"W x 54"D x 1"H Starter Channel.	4#	\$98
 TADC72SS	7"W x 66"D x 1"H Starter Channel.	5#	\$103
 TADC48SA	7"W x 46"D x 1"H Adder Channel.	4#	\$92
 TADC60SA	7"W x 58"D x 1"H Adder Channel.	5#	\$98
 TADC72SA	7"W x 70"D x 1"H Adder Channel.	6#	\$103

120 DEGREE DATA CHANNEL KIT

Model No.	Description	Wt.	List Price
TADC120S	3 Section dual-sided Data Channel 11"W x 54"D x 3 1/2"H Starter Channel.	23#	\$458

INDIVIDUAL TELECOM PLATE OPTIONS




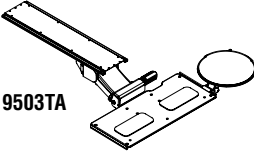
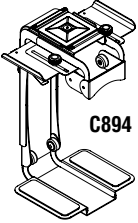
- Ten commonly used telecom connections are offered to complete the technology requirements of conference tables or TransAction desking data channel.
- Six telecom plate openings per conference table well.
- Two (48" channel) and three (60" and 72" channel) openings per side of data channel.
- Black only.
- Common Telecom Definitions:
 - HDMI** (High Definition Multi-Media Interface) – Used to stream video on devices such as televisions or Blu-Ray DVD players.
 - 15 pin HD VGA F/F** (High Definition Video Graphics Array) – Used to stream video usually found on a laptop or projector.
 - Mini Stereo Inline Audio Connection** (also called a 1/8" phone jack or headphone jack) – Runs audio from computers and mp3 players.
 - USB** (Universal Serial Bus) – Connects computer peripherals such as mouse or keyboard to a computer.
- **Additional options available upon request.**

	Model No.	Description	List Price
	TAETP1	Telecom Plate with RJ11Cat3 Phone and RJ45 CAT6 Data	\$123
	TAETP2	Telecom Plate with 2 RJ45 Cat6 Data	\$162
	TAETP3	Telecom Plate with 3 RJ45 Cat6 Data	\$237
	TAETP4	Telecom Plate with RJ45 Cat6 Data, Mini Stereo Inline, and 15 Pin HD, VGA F/F	\$268
	TAETP5	Telecom Plate with 2 RJ45 Cat6 Data and 15 :in HD VGA F/F	\$291
	TAETP6	Telecom Plate with 1 HDMI F/F, 1 Mini Stereo Inline and 1 15 Pin, HD VGA F/F	\$356
	TAETP7	Telecom Plate with USB Inline	\$69
	TAETP8	Telecom Plate with USB Inline and 15 Pin HD VGA F/F	\$199
	TAETP9	Telecom Plate with 2 - 15 Pin HD VGA F/F	\$271
	TAETP10	Telecom Plate with USB Inline, 15 Pin HD VGA F/F, and Mini Stereo Inline	\$250

TECHNOLOGY ACCESSORIES

Flat screen monitor mounting system.

- Extruded aluminum posts with removable cap for easy access to mount monitor arms.
- User friendly posts and arms provide easy adjustments of heights and viewing angles on flat screen monitors.
- Monitor arm posts bolt securely to center beam.
- Multiple attachment locations available along the beam structure (square opening).
- TAM2 will support up to 8 monitor supports.
- Two available heights, 15"H and 29 1/2"H to meet needs for varying number and positions of monitors.
- Monitor arm supports attach easily to the post by sliding clamp down one of the post's vertical channels, positioning it at desired height and tightening at that position with an easy-to-use lever.
- Cable management and mounting hardware included.
- Mounts are only compatible with VESA compliant monitors using 100mm x 100mm or 75mm x 75mm mounting location and with a max weight of 18 lbs.
- Mounting System of posts and supports can be affixed to other product lines such as CSII, Height Adjustable Tables and TechWorks.

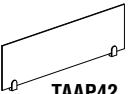
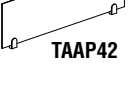





	Model No.	Description	Wt.	List Price
	TAMSP	Single Post – 15"H x 3" Diameter	7.25 #	\$135
	TAMDP	Dual Post – 29 1/2"H x 3" Diameter	5.5 #	\$201
	TAM2	Single Monitor Support – Dual 18 1/2" extension	4.5#	\$177
	19503TA	Combination keyboard/mouse platform 19"W x 8 1/4"D, 9"Dia. mouse platform	15#	\$599
	C894	CPU Holder – CPU width plus 3 1/2" x 16"D x CPU height plus 4 1/2"	20#	\$334

Available in Black Only.

ACRYLIC PRIVACY SCREENS

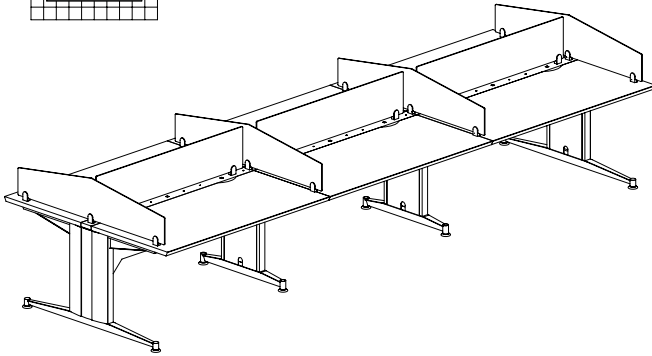
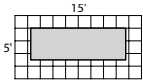
Standard:

- Stylish frosted screens with flame polished edges to give the appearance of glass.
- Standard in Green Crystal Ice Acrylic/frosted on both sides - other colors, shapes, and sizes available as specials with extended lead times.
- Standard lead time is 4 weeks.
- Screens available as space dividers and for limited privacy.
- Overall screen height with bracket 12 1/4".
- Left-to-Right Screens rectangular; Front-to-Back Divider Screens angle from 7 1/2" on front edges to 11 1/2" in the center.
- Zinc alloy brackets in Satin Silver included with screens.

	Model No.	Description	Wt.	List Price
	TAAP24	24"W x 1/4"D x 11 1/2"H Frosted Acrylic Screen	5#	\$190
	TAAP30	30"W x 1/4"D x 11 1/2"H Frosted Acrylic Screen	6#	\$233
	TAAP42	42"W x 1/4"D x 11 1/2"H Frosted Acrylic Screen	8#	\$361
	TAAP54	54"W x 1/4"D x 11 1/2"H Frosted Acrylic Screen	9#	\$598
	TAAP66	66"W x 1/4"D x 11 1/2"H Frosted Acrylic Screen	10#	\$608
<i>*Screens attach to beam at multiple connection points with brackets</i>				
	TAAP30D	30"W x 1/4"D x 7 1/2" - 11 1/2"H Frosted Acrylic Divider Screen	6#	\$242
	TAAP60D	60"W x 1/4"D x 7 1/2" - 11 1/2"H Frosted Acrylic Divider Screen	10#	\$574
<i>**Center of screen attaches to beam/ front of screen utilizes anti-skid application on bottom of bracket – Does NOT attach to surface.</i>				

This page intentionally left blank

TRANSACTION™ TYPICALS



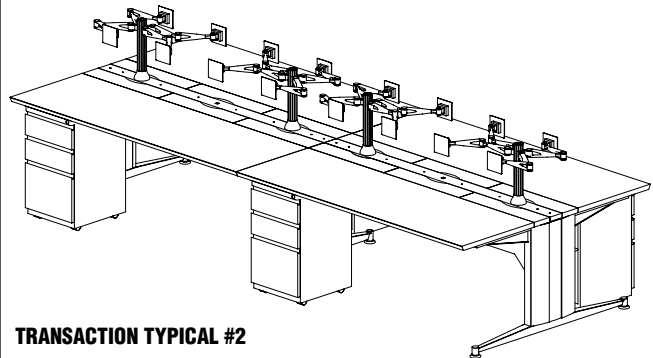
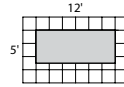
TRANSACTION TYPICAL #1

Consists of:

QTY.	MODEL NO.	DESCRIPTION	LIST PRICE EACH
1	TA6060SN	60"W x 60"D x 29"H Starter without access panels	\$4087
2	TA6060AN	60"W x 60"D x 29"H Adder without access panels	\$3270
3	TAAP54	54"W x 1/4"D x 11 1/2"H Frosted Acrylic Screen	\$598
4	TAAP60D	60"W x 1/4"D x 7 1/2" - 11 1/2"H Frosted Acrylic Divider Screen	\$574

TRANT1

TOTAL: \$14717



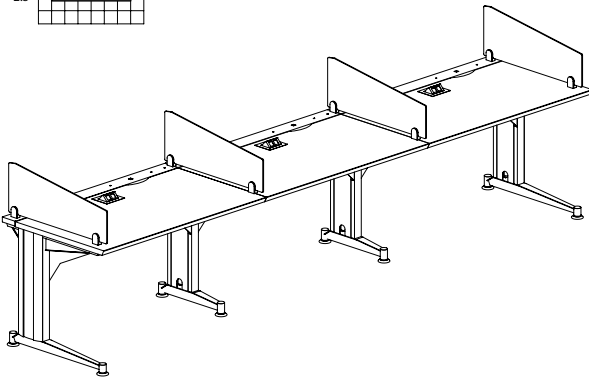
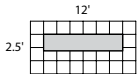
TRANSACTION TYPICAL #2

Consists of:

QTY.	MODEL NO.	DESCRIPTION	LIST PRICE EACH
1	TA7260S	72"W x 60"D x 29"H Starter with access panels	\$4924
1	TA7260A	72"W x 60"D x 29"H Adder with access panels	\$4084
4	C8817B	15"W x 17 1/2"D x 28"H B/B/F	\$626
4	TAMSP	Single Post - 15"H x 3" Diameter	\$135
16	TAM2	Dual Arm Monitor Support - 18 1/2" extension	\$177

TRANT2

TOTAL: \$14884



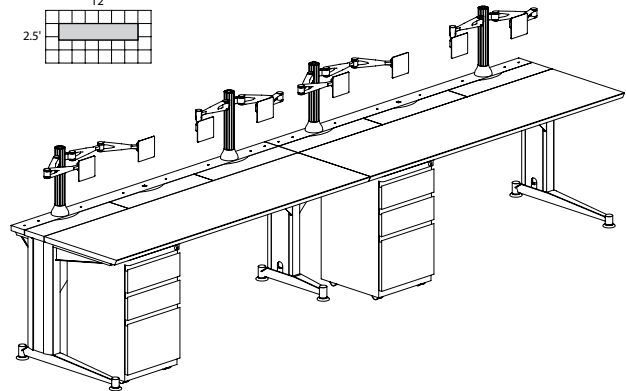
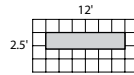
TRANSACTION TYPICAL #4

Consists of:

QTY.	MODEL NO.	DESCRIPTION	LIST PRICE EACH
1	TA4830SN	48"W x 30"D x 29"H Starter without access panels	\$2909
2	TA4830AN	48"W x 30"D x 29"H Adder without access panels	\$2181
3	PM20	Power Module with 2 Per Outlets (Black)	\$320
4	TAAP30D	24"W x 1/4"D x 7 1/2" - 11 1/2" H Frosted Acrylic Divider Screen	\$242

TRANT4

TOTAL: \$9199



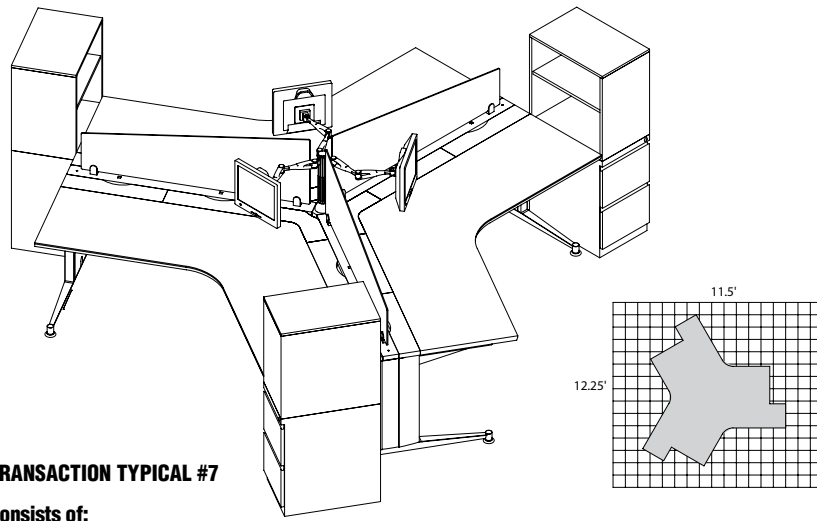
TRANSACTION TYPICAL #5

Consists of:

QTY.	MODEL NO.	DESCRIPTION	LIST PRICE EACH
1	TA7230S	72"W x 30"D x 29"H Starter with access panels	\$3643
1	TA7230A	72"W x 30"D x 29"H Adder with access panels	\$2837
2	C8817B	15"W x 17 1/2"D x 28"H B/B/F	\$626
4	TAMSP	Single Post - 15"H x 3" Diameter	\$135
8	TAM2	Dual Arm Monitor Support - 18 1/2" extension	\$177

TRANT5

TOTAL: \$9688



TRANSACTION TYPICAL #7

Consists of:

QTY.	MODEL NO.	DESCRIPTION	LIST PRICE EACH
1	TA120S	120-Degree 3-Pod Workstation 30"D x 102"W x 29 1/2"H	\$10995
1	TAETKD60S	Power Kit – Starter 60"	\$616
2	TAETKD60A	Power Kit – Adder 60"	\$752
1	TAESC72	Hardwire Starter Cable	\$192
1	TADC120S	Steel Data Access Channel (in 3 sections)	\$458
3	TAETP1	Telecom Plate with RJ11 CAT3 Phone and RJ45 CAT6 Data	\$123
3	TAETP2	Telecom Plate with 2 RJ45 CAT6 Data	\$162
3	TAETP8	Telecom Plate with 1 15-Pin HD VGA	\$199
1	TAMSP	Single Post – 15"H x 3"Dia.	\$135
3	TAM2	Single-Monitor Arm Support – Dual Extension	\$177
3	TAAP5418D	54" Acrylic Divider Panel 18"-10"H	\$685
3	TAST51LF	Storage Towers	\$1526

TRANT7

TOTAL: \$22516

EVEN™ WORKTABLES

EVEN™ Assemblies (Dual-Sided Workstations)

- New simple workstations with minimal components offered in preconfigured assemblies.
- Can be purchased as BASE ONLY; or with Base and Worksurface complete assemblies.
- Base - Steel powder coat - Silver Only.
- Worksurfaces: Rectangles - 1" TFL in Designer White or Driftwood (Gray Woodgrain) or 1-1/8" HPL with coordinating PVC edgebanding.
- Surfaces standard with two cord drop cutouts
- 24" and 30" Deep surfaces in 48", 60" or 72" Widths; overall table height is 29".
- Slat Wall - Painted Aluminum in Silver Only; Brackets included with optional panel toppers for added height and privacy.
- 200 lb. Maximum weight capacity uniformly distributed per workstation.

2 - Workstations

Model No.	Description	Dimensions	1" TFL in Designer White or Driftwood List	Add "H" for 1-1/8" List	Add "BASE" for Base only List
LD1	Dual sided Starter - 24" x 48" each User	48" D x 48" W	\$817	\$1025	\$475
LD2	Dual sided Starter - 24" x 60" each User	48" D x 60" W	\$878	\$1100	\$482
LD3	Dual sided Starter - 24" x 72" each User	48" D x 72" W	\$950	\$1268	\$516
LD4	Dual sided Starter - 30" x 48" each User	60" D x 48" W	\$968	\$1290	\$506
LD5	Dual sided Starter - 30" x 60" each User	60" D x 60" W	\$1007	\$1361	\$513
LD6	Dual sided Starter - 30" x 72" each User	60" D x 72" W	\$1109	\$1459	\$523

4 - Workstations

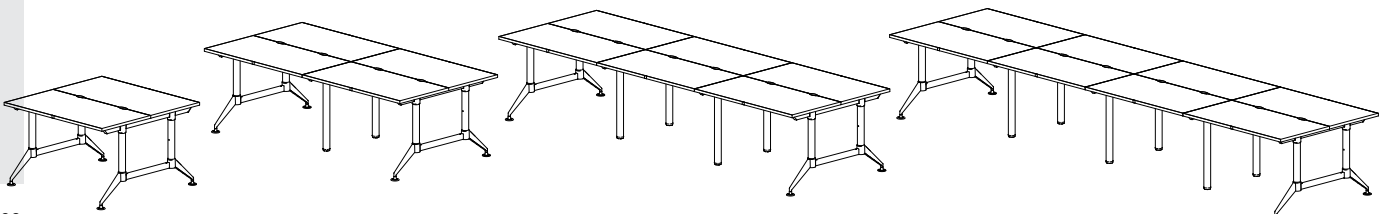
Model No.	Description	Dimensions	1" TFL in Designer White or Driftwood List	Add "H" for 1-1/8" List	Add "BASE" for Base only List
LD7	Dual sided Starter/Adder - 24" x 48" each User	48" D x 96" W	\$1383	\$1799	\$699
LD8	Dual sided Starter/Adder - 24" x 60" each User	48" D x 120" W	\$1505	\$1949	\$713
LD9	Dual sided Starter/Adder - 24" x 72" each User	48" D x 144" W	\$1649	\$2285	\$733
LD10	Dual sided Starter/Adder - 30" x 48" each User	60" D x 96" W	\$1667	\$2311	\$743
LD11	Dual sided Starter/Adder - 30" x 60" each User	60" D x 120" W	\$1745	\$2453	\$757
LD12	Dual sided Starter/Adder - 30" x 72" each User	60" D x 144" W	\$1949	\$2649	\$777

6 - Workstations

Model No.	Description	Dimensions	1" TFL in Designer White or Driftwood List	Add "H" for 1-1/8" List	Add "BASE" for Base only List
LD13	Dual sided Starter/ (2) Adders - 24" x 48" each User	48" D x 144" W	\$1945	\$2569	\$919
LD14	Dual sided Starter/ (2) Adders - 24" x 60" each User	48" D x 180" W	\$2133	\$2799	\$945
LD15	Dual sided Starter/ (2) Adders - 24" x 72" each User	48" D x 216" W	\$2351	\$3305	\$977
LD16	Dual sided Starter/ (2) Adders - 30" x 48" each User	60" D x 144" W	\$2362	\$3328	\$976
LD17	Dual sided Starter/ (2) Adders - 30" x 60" each User	60" D x 180" W	\$2484	\$3546	\$1002
LD18	Dual sided Starter/ (2) Adders - 30" x 72" each User	60" D x 216" W	\$2792	\$3842	\$1034

8 - Workstations

Model No.	Description	Dimensions	1" TFL in Designer White or Driftwood List	Add "H" for 1-1/8" List	Add "BASE" for Base only List
LD19	Dual sided Starter/ (3) Adders - 24" x 48" each User	48" D x 192" W	\$2507	\$3339	\$1139
LD20	Dual sided Starter/ (3) Adders - 24" x 60" each User	48" D x 240" W	\$2761	\$3649	\$1177
LD21	Dual sided Starter/ (3) Adders - 24" x 72" each User	48" D x 288" W	\$3053	\$4325	\$1221
LD22	Dual sided Starter/ (3) Adders - 30" x 48" each User	60" D x 192" W	\$3057	\$4345	\$1209
LD23	Dual sided Starter/ (3) Adders - 30" x 60" each User	60" D x 240" W	\$3223	\$4639	\$1247
LD24	Dual sided Starter/ (3) Adders - 30" x 72" each User	60" D x 288" W	\$3635	\$5035	\$1291



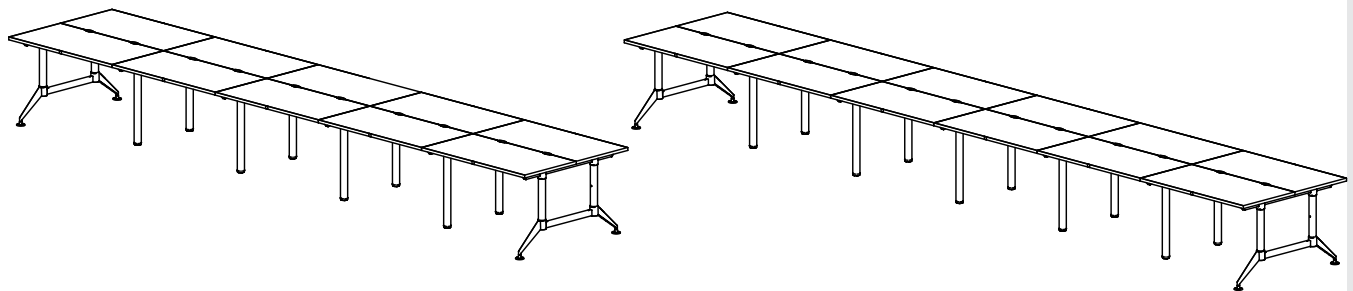
EVEN™ Assemblies (Dual-Sided Workstations) continued

10 - Workstations

Model No.	Description	Dimensions	1" TFL in Designer White or Driftwood List	Add "H" for 1-1/8" List	Add " BASE" for Base only List
LD25	Dual sided Starter/ (4) Adders - 24" x 48" each User	48" D x 240" W	\$3069	\$4109	\$1359
LD26	Dual sided Starter/ (4) Adders - 24" x 60" each User	48" D x 300" W	\$3389	\$4499	\$1409
LD27	Dual sided Starter/ (4) Adders - 24" x 72" each User	48" D x 360" W	\$3755	\$5345	\$1465
LD28	Dual sided Starter/ (4) Adders - 30" x 48" each User	60" D x 240" W	\$3752	\$5362	\$1442
LD29	Dual sided Starter/ (4) Adders - 30" x 60" each User	60" D x 300" W	\$3962	\$5732	\$1492
LD30	Dual sided Starter/ (4) Adders - 30" x 72" each User	60" D x 360" W	\$4478	\$6228	\$1548

12- Workstations

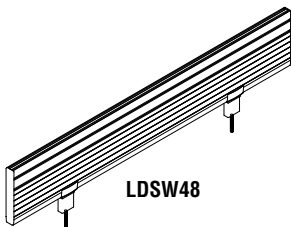
Model No.	Description	Dimensions	1" TFL in Designer White or Driftwood List	Add "H" for 1-1/8" List	Add " BASE" for Base only List
LD31	Dual sided Starter/ (5) Adders - 24" x 48" each User	48" D x 288" W	\$3631	\$4879	\$1579
LD32	Dual sided Starter/ (5) Adders - 24" x 60" each User	48" D x 360" W	\$4017	\$5349	\$1641
LD33	Dual sided Starter/ (5) Adders - 24" x 72" each User	48" D x 372" W	\$4457	\$6365	\$1709
LD34	Dual sided Starter/ (5) Adders - 30" x 48" each User	60" D x 288" W	\$4447	\$6379	\$1675
LD35	Dual sided Starter/ (5) Adders - 30" x 60" each User	60" D x 360" W	\$4701	\$6825	\$1737
LD36	Dual sided Starter/ (5) Adders - 30" x 72" each User	60" D x 372" W	\$5321	\$7421	\$1805



EVEN™ Accessories

Slat Wall

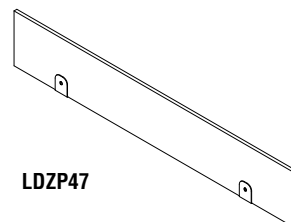
- Silver painted aluminum slat wall, black end caps and 2 mounting brackets (silver).



Model No.	Description	Dimensions	List Price
LDSW48	Slatwall divider for 48" W workspace	47" W x 10 3/4" H x 1.2" D	\$150
LDSW60	Slatwall divider for 60" W workspace	59" W x 10 3/4" H x 1.2" D	\$175
LDSW72	Slatwall divider for 72" W workspace	71" W x 10 3/4" H x 1.2" D	\$200

Slat Wall Topper/Acoustical Panels

- Acoustical panels made of polyester fiber in nine standard colors -White, Black, Silver, Ash (Charcoal), Blush (Red), Navy, Yellow, Lime, and Orange.
- Brackets (Silver) included.
- Attaches to top of slatwall.

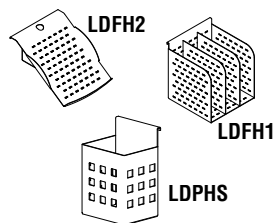


Model No.	Description	Dimensions	List Price
LDZP47	48" slatwall topper panel	47" W x 8" H x 1/2" D	\$160
LDZP59	60" slatwall topper panel	59" W x 8" H x 1/2" D	\$250
LDZP71	72" slatwall topper panel	71" W x 8" H x 1/2" D	\$320

EVEN™ Accessories (continued)

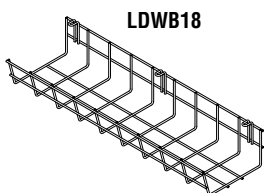
Slat Wall Accessories

• Accessories in Silver painted steel only.



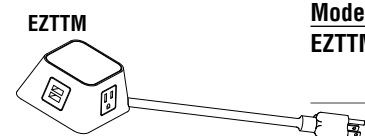
Model No.	Description	Dimensions	List Price
LDFH1	Folder/Paper Sorter Tray	6.4" W. x 6.3" H x 6.5" D	\$40
LDFH2	Phone/Tablet Support Tray	7" W x 3.6" H x 8.5" D	\$40
LDPHS	Pencil Holder - Silver Only	4" W. x 4.75" H (6" overall H) x 3.2" D	\$25

Wire Management Baskets



Model No.	Description	Dimensions	List Price
LDWB18	Steel powder coated wire management basket (SILVER only)	18" W x 5.65" D x 3.31" H	\$80
LDWB24	Steel powder coated wire management basket (SILVER only)	24" W x 5.65" D x 3.31" H	\$85

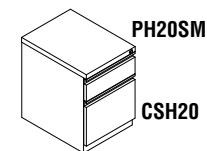
Power Data Module



Model No.	Description	Dimensions	List Price
EZTTM	White - Table Top Power/Data Module - 1 dual charging USB, 1 open data port, 2 power outlets, 72" cord with grounded plug	3.88" x 3.88" x 2.00" H	\$375

Steel Mobile Pedestals

- Full width drawer pull.
- Locks standard with core removable locks.
- Full extension precision ball-bearing slides.
- Optional faux black leather cushion available transform pedestal into a seat (adds 2" to height).
- Available in Black and Silver (White coming soon).
- Hidden casters.
- File drawers accommodate letter-size files.



Model No.	Description	List Price
PH20SM	Box/File Mobile ped, 15"W x 20"D x 21 3/4"H	\$393
CSH20	Cushion for 20"D pedestal (faux black leather)	\$203

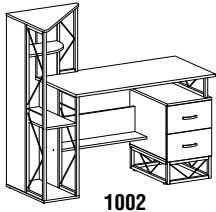
SOHO Furniture Collection by Mayline®



Compact modular office furniture designed for tiny work spaces. Ideal for start-ups, small offices, home offices, apartments, college dorm rooms - or wherever space is limited. Textured Laminate Finishes: Textured Black (B), Textured Natural (N), Textured White (W) Accent Finishes: Textured Black and Textured Natural have Black Metal Accents. Textured White has White Metal Accents.

1002 Storage Desk with Shelves

- Textured Laminate Desk with Attached Storage/Shelving.
- Two Drawer (non-locking) Pedestal.
- Metal structural accents.
- Black and Natural Finishes have Black metal accents.
- White has White metal accents.
- Ships in 1 box.

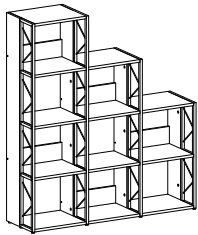


1002

Model No.	Description	Dimensions	Wt.	List Price
1002	Storage Desk	52-1/2"W x 21 1/2"D x 48 1/2"H	113#	\$419

1003 Multi-Height Bookcase

- Nine Shelf Bookcase complements the 1002 Storage Desk and 1001 V-Desk.
- Black and Natural Finishes have black metal accents.
- White has white metal accents.
- Ships in 1 box.

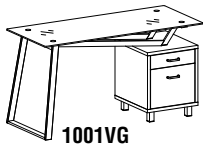


1003

Model No.	Description	Dimensions	Wt.	List Price
1003	Multi-Height Bookcase	50"W x 14"D x 57 3/4"H	100#	\$385

1001 V-Desk

- Metal V-Shape support leg - Silver.
- Available with either a textured laminate or glass top.
- Black Finishes with Black Textured Laminate or Black Glass Top.
- White Finishes with White Textured Laminate or White Backed Clear Glass Top.
- Includes two-drawer (non-locking) support pedestal (as shown).
- Ships in 2 boxes.



1001VG

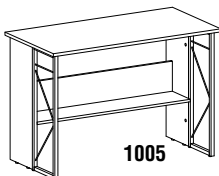
Model No.	Description	Dimensions	Wt.	List Price
1001VG	V-Desk with Glass Top	55"W x 23 1/2"D x 30"H	121#	\$599
1001VL	V-Desk with Laminate Top	55"W x 23 1/2"D x 30"H	121#	\$599



1001VL

1005 Computer Desk

- Textured Laminate Desk with Metal Accents.
- Black and Natural Finishes have black metal accents.
- White has white metal accents.
- Add a 1008 B/B/F Pedestal for Storage (must order separately).
- Ships in 1 box.



1005

Model No.	Description	Dimensions	Wt.	List Price
1005	Computer Desk	43 1/4"W x 21 3/4"D x 30"H	50#	\$199

SOHO Furniture Collection by Mayline® (Continued)**1008 Box/Box/File Pedestal with Casters.**


- 3 Drawer (B/B/F) Mobile (non-locking) Pedestal
- Complements 1005 Computer Desk (order separately).
- Black and Natural Finishes have Black metal accents.
- White has White metal accents.
- Ships in 1 box.

**1008**

Model No.	Description	Dimensions	Wt.	List Price
1008	B/B/F Pedestal with Casters	15 3/4"W x 17 1/4"D x 25 1/2"	51#	\$249

1006 Glass Top Desk

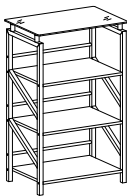
- Glass Top Desk includes a two drawer pedestal
- Add a 1007 Glass Top Bookcase (must order separately)
- Metal frame matches laminate color
- Available in Textured Black with Black glass; or Textured White with White-backed clear glass

**1006**

Model No.	Description	Dimensions	Wt.	List Price
1006	Glass Top Desk	46"W x 22 1/2"D x 30"H	88#	\$379

1007 Glass Top 4-Shelf Bookcase

- Textured Laminate 4-Shelf Bookcase with matching glass top
- Pair with the 1006 Glass Top Desk (order separately)
- Black finish has Black metal frame and Black glass top
- White finish has White metal frame and White-backed clear glass
- Ships in 1 box.

**1007**

Model No.	Description	Dimensions	Wt.	List Price
1007	Glass Top 4-Shelf Bookcase	23 1/2"W x 15 3/4"D x 38"H	44#	\$199

EASTWINDS COMPUTER FURNITURE



FAST Freight

QUICK-SHIP

EASTWINDS COMPUTER FURNITURE

Eastwinds computer furniture is designed for the technology-driven office and adaptable to a variety of environments.

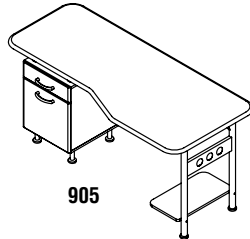
Framework: Metallic Gray, powder-coated steel frames.

Surfaces: Vacuum-formed thermofoil in Anthracite (ANT) or Medium Cherry (MEC).

All models ship UPS except: 900, 905, 915, 8000DU.

- All models in all finishes are available on both the Quick-Ship and Fast Freight delivery programs with no quantity limitations.

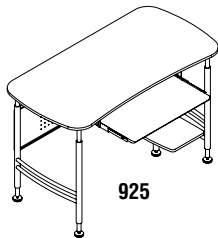
ESPRESSO PC DESK WITH FILE



- Box-file pedestal.
- Floor-supported CPU shelf.
- Distinctive styling

Model No.	Dimensions	Wt.	List Price
905	63"W x 28 3/4"D x 29"H	132#	\$754

SANTOS PC DESK

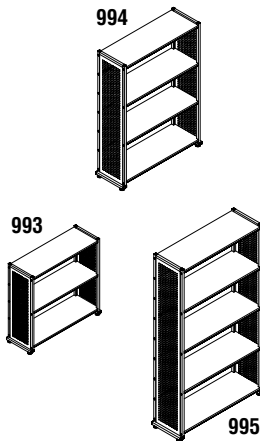


- Slide-out keyboard tray.
- Includes perforated-steel modesty panel.
- CPU shelf mounts to either inside or outside right-hand leg.

Model No.	Dimensions	Wt.	List Price
925	47 1/4"W x 23 1/2"D x 29"H	46#	\$562

Total 100# capacity = 75 for top 25 for shelf

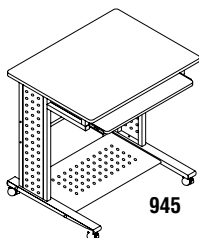
ACCENT SHELVING



- Perforated-steel uprights with thermofoil shelves.
- Standard with either 3, 4 or 5 fixed shelves.
- 45 lb. weight capacity per shelf.
- 1/2" Thick Shelves

Model No.	Description	Dimensions	Wt.	List Price
993	3-Shelf	31 1/4"W x 11"D x 31"H	40#	\$235
994	4-Shelf	31 1/4"W x 11"D x 44 1/2"H	50#	\$259
995	5-Shelf	31 1/4"W x 11"D x 58"H	60#	\$272

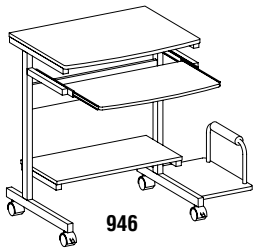
EMPIRE MOBILE PC STATION



- Slide-out keyboard tray.
- Perforated-steel CPU shelf.
- Totally mobile on 4 casters, 2 locking.
- Available in Anthracite (ANT), Medium Cherry (MEC)

Model No.	Dimensions	Wt.	List Price
945	29 3/4"W x 23 1/2"D x 29 3/4"H	41#	\$210

PORTRAIT PC DESK CART



- Slide-out keyboard tray with mouse platform.
- CPU platform mounts left or right.
- Totally mobile on 5 casters, 2 locking.

Model No.	Dimensions	Wt.	List Price
946	36 1/2"W x 19 1/4"D x 31"H	50#	\$210

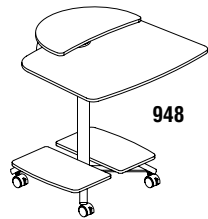
ARGO PC WORKSTATION



- Perforated steel slide-out keyboard tray and CPU shelf.
- Totally mobile on 4 casters, 2 locking.

Model No.	Dimensions	Wt.	List Price
947	31 1/2"W x 19 3/4"D x 30 1/4"H	48#	\$210

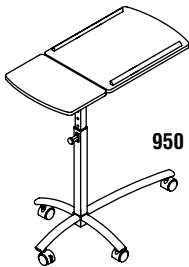
FPD COMPUTER TABLE



- Raised flat panel platform.
- Printer and CPU platforms.
- CD holder.
- Totally mobile on 4 locking casters.

Model No.	Dimensions	Wt.	List Price
948	28 1/2"W x 26"D x 29 1/2"H	20#	\$210

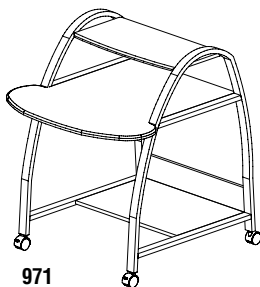
LAPTOP CADDY



- Height adjustable steel frame.
- Split top tilts for ergonomic use.
- Mobile on 4 locking casters.
- Available in Anthracite (ANT), Medium Cherry (MEC)
- Weight Capacity 50#

Model No.	Dimensions	Wt.	List Price
950	29 1/2"W x 20"D x 27-38"H	27#	\$210

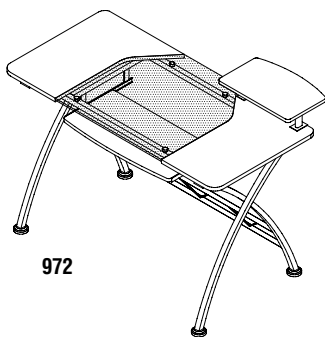
MOBILE ARCH COMPUTER DESK



- Computer desk for laptop or PC.
- Heavy duty arched leg design for greater strength and stability.
- Top shelf for laptop or screen; middle shelf perfect for keyboard.
- Bottom printer shelf.
- Thermofoil laminate surfaces.
- Metallic-gray powder-coated finish.
- Mobile on 4 casters, 2 locking.

Model No.	Dimensions	Wt.	List Price
971	31 1/2"W x 34 1/2"D x 37"H	42#	\$259

VISION COMPUTER DESK

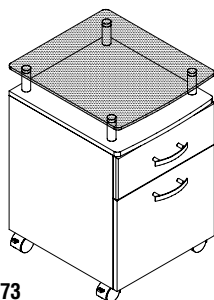


972

- Contemporary glass inset desktop perfect for laptop or screen.
- Smoked black glass inset with Anthracite thermofoil surface; white backed clear glass with Medium Cherry thermofoil surface.
- Sleek steel cross leg design; metallic-gray powder coated finish.
- Top accessory shelf – can locate on the left or right side of the desk top.
- Slide-out keyboard tray: 24"W x 11 3/4"D at center; 10 1/2"D at ends.

Model No.	Dimensions	Wt.	List Price
972	47 1/4"W x 27"D x 34"H	59#	\$346

VISION GLASS TOP PEDESTAL



973

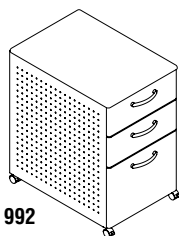
- Attractive raised glass top smoked black glass with Anthracite thermofoil surface; white backed clear glass with Medium Cherry thermofoil surface.
- Storage companion for the 972 glass inset top desk.
- One box / one file drawer.
- Standard lock on drawers.
- Mobile on 5 casters, 2 locking.
- 50# maximum weight capacity.

Model No.	Dimensions	Wt.	List Price
973	17 1/4"W x 18"D x 24"H	51#	\$346

MACHINE STANDS

- All models in all finishes are available on both the Quick-Ship and Fast Freight delivery programs with no quantity limitations.

PEDESTALS

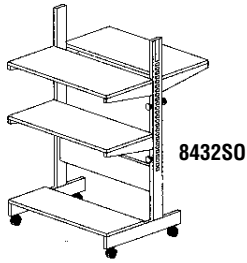


992

- Attractive thermofoil surface treatments on drawer fronts and tops match workstations.
- Sides feature perforated steel.
- Ball-bearing suspensions for quiet, smooth drawer operation.
- Mobile on 5 casters, 2 locking.

Model No.	Description	Dimensions	Wt.	List Price
992	Box-Box-File	15"W x 22"D x 27 1/2"H	70#	\$389

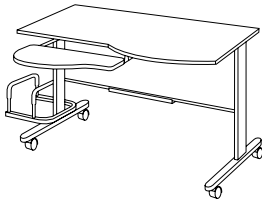
ADJUSTABLE COMPUTER TABLE



- All frames painted Black.
- Shelves are adjustable to an infinite amount of locations between 14 to 48 inches. No tools required.
- Adjustable Shelves: 32" x 15", Bottom Shelf: 31 1/4" x 11 3/4".
- 2" Casters provided (two locking).
- Easily reconfigures for other family members or office partners.
- Ships UPS.
- Shelves support 100 lbs. each.
- Medium Cherry or Gray surfaces **only**.

Model No.	Dimensions	Wt.	List Price
8432SO	32"W x 31"D x 50"H, 4 shelves	65#	\$576

MOBILE COMPUTER WORKTABLE

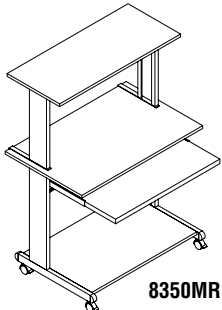


- Laminate worksurface.
- Retractable keyboard tray with integrated wrist rest and pencil tray.
- Perforated modesty panel adds strength.
- CPU holder may be mounted on left or right and adjusts to fit CPU towers up to 9 1/2" wide.
- 2" casters provided (two Locking).

Model No.	Dimensions	Wt.	List Price
8100TD	57"W x 23 1/2"D x 29"H	49#	\$562

Available in Gray/Dove Gray, Medium Cherry/Metallic Gray and Anthracite/Metallic Gray **Only**.

MOBILE MULTIMEDIA COMPUTER WORKSTATION



- Steel and laminate construction provides strength and durability.
- Full-width retractable platform supports both a keyboard and mouse.
- Large bottom shelf supports CPU towers, left or right.
- 2" casters provided (two Locking).

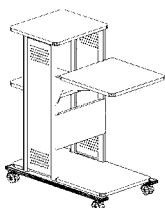
Model No.	Dimensions	Wt.	List Price
8350MR	36 3/4"W x 21 1/4"D x 50"H	72#	\$636

Available in Gray/Dove Gray, Medium Cherry/Metallic Gray and Anthracite/Metallic Gray **Only**.

PRESENTATION STAND

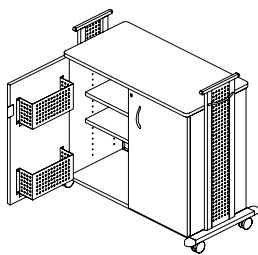
- Designed to support laptops, overhead projector, or LCD projector.
 - Front surface supporting projectors is adjustable to three positions: 31", 33" and 37"H.
 - Standard casters, two locking.
- Standard Finishes:** Black frame with reversible Anthracite/Folkstone surfaces.

- Top surface is 38 1/2"H providing a comfortable position for standing presentations.
- Rugged steel frame construction with attractive perforated leg detail. All threaded, metal-to-metal connections.



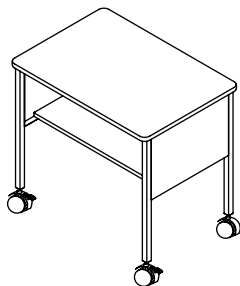
Model No.	Dimensions	Wt.	List Price
1010PC	18 1/2"W x 36"D x 38 1/2"H	75#	\$679

HOSPITALITY CART



- Comes standard with two adjustable shelves.
- Locking casters provide easy mobility.
- Left-side door has two perforated steel storage pockets sized perfectly for 2 liter bottles.
- Doors have self-closing cabinet hinges, attractive door pull, and standard lock.
- Handle provided on both left and right legs at a comfortable operating height.
- Easy to assemble using quarter-turn cam fasteners.
- **Standard Finishes:** Black frame with Anthracite surfaces and shelves.

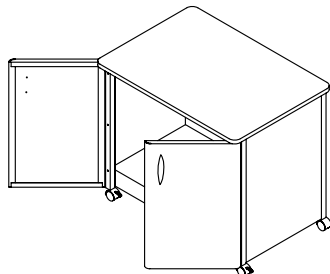
Model No.	Dimensions	Wt.	List Price
1015HC	45 1/2"L x 21 3/4"W x 42 3/4"H	158#	\$1062



- Steel construction, thermofoil top with a 29"W x 14"D shelf. Provides 11 1/2"H opening.
- Square tubing legs with dual wheel casters, two with locks.
- 200# weight capacity.
- Ships UPS.
- **Finishes:** Anthracite/Metallic Gray, Gray thermofoil with Dove Gray paint.

Model No.	Dimensions	Wt.	List Price
2140CA	30"W x 21"D x 26 1/2"H	39#	\$291

MOBILE UTILITY CABINETS WITH STEEL EXTERIOR

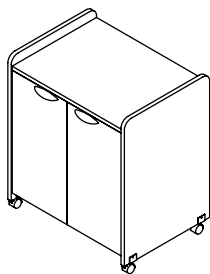


- All steel cabinet with low-pressure laminate top.
- Roll formed steel doors.
- Casters for mobility (2 locking).
- Does not include interior middle shelf.
- 150# weight capacity.
- Ships UPS.
- **Finishes:** Gray low-pressure laminate with Dove Gray paint and Gray low-pressure laminate with Putty paint **only**.

Model No.	Dimensions	Wt.	List Price
2160MU*	30"W x 21"D x 26 1/2"H	64#	\$519

* Limited quantities available in Gray/Putty.

MOBILE UTILITY CABINETS WITH LAMINATE EXTERIOR



- Top surface is large enough for copiers, fax machines or coffee machines 25 1/2" wide x 20" deep.
- All low-pressure laminate sides, doors and top. Steel back, shelf and bottom.
- Interior shelf adjusts in height in four positions in 2" increments.
- Hinged doors provide 110° swing.
- 1 5/8" dual wheel casters add mobility (two locking).
- 150# weight capacity.
- Ships UPS.
- Surfaces standard in Mahogany and Nebula Gray **only**. Black paint.

Model No.	Dimensions	Wt.	List Price
2110MU	27"W x 20"D x 31"H	89#	\$507

This page intentionally left blank

DESKS AND STORAGE (Casegoods)



**Sterling Laminate Series
Medina™ Laminate Series
Aberdeen® Laminate Series
Brighton Laminate Series
Corsica® Veneer Series
Napoli® Veneer Series
Sorrento Veneer Series
Luminary Veneer Series
Mira Veneer Series
Power and Data Options
Lounge Furniture
Occasional Tables**

WORKSPACES

**DESKS &
STORAGE**

TABLES

SEATING

HIGH DENSITY
STORAGE

MAIL ROOM
FURNITURE

TECHNOLOGY
FURNITURE

DRAFTING
FURNITURE

ACCESSORIES

PRODUCT
INDEX

STERLING SERIES


FAST Freight
QUICK-SHIP

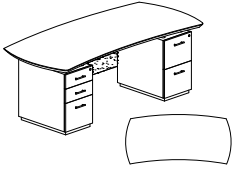
Sterling's bold design is crafted with a contemporary decor in mind. The rich finishes showcase the beauty of this laminate line of casegoods. Chrome stand-offs and opaque acrylic modesty panels and doors complement the contemporary rich look of Sterling.

Laminate Options: Textured Mocha, Textured Driftwood and Textured Brown Sugar.

CARB Complaint: Core materials comply with Phase 2 of CARB's formaldehyde emission limits of composite wood materials.

* All models in all finished available on both the Quick-Ship and FAST Freight delivery programs.

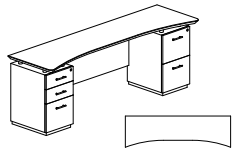
Double Pedestal Desk


STED72BF

- 1 5/8" thick surface with knife edge profile.
- Standoffs are chrome and ship with pedestals
- Drawer pulls are standard in Chrome.
- 1/2 height recessed acrylic modesty panel included.

Model No.	Description	Dimensions	Wt.	List Price
STED72B	72" Desk with (2) Box/Box/File Pedestals	72" W x 39" D x 29 1/2" H	253#	\$2034
STED72F	72" Desk with (2) File/File Pedestals	72" W x 39" D x 29 1/2" H	253#	\$2034
STED72BF	72" Desk with (1) Box/Box/File and (1) File/File Pedestals	72" W x 39" D x 29 1/2" H	253#	\$2034

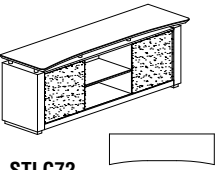
Double Pedestal Credenza


STEC72BF

- 1 5/8" thick surface with knife edge profile.
- Drawer pulls are standard in Chrome.
- Matching laminate modesty panel is recessed 2 1/2" and provides 16 1/4" of knee clearance.
- Standoffs are chrome and ship with pedestals

Model No.	Description	Dimensions	Wt.	List Price
STEC72B	72" Credenza with (2) Box/Box/File Pedestals	72" W x 23" D x 29 1/2" H	216#	\$1618
STEC72F	72" Credenza with (2) File/File Pedestals	72" W x 23" D x 29 1/2" H	216#	\$1618
STEC72BF	72" Credenza with (1) Box/Box/File and (1) File/File Pedestals	72" W x 23" D x 29 1/2" H	216#	\$1618

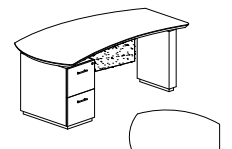
Low Wall Cabinet


STLC72

- 1 5/8" thick surface with knife edge profile.
- Features Acrylic doors that slide effortlessly in aluminum door tracks.
- Each cabinet compartment includes one shelf.
- Shelves are adjustable in 1 1/4" increments.
- Back panel features a mouse hole for wall access in each compartment.
- Shelves contain corner mouse hole for vertical cable management.

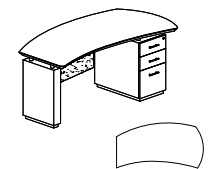
Model No.	Description	Dimensions	Wt.	List Price
STLC84	84" Low Wall Cabinet with Acrylic Doors	84" W x 23" D x 29 1/2" H	243#	\$1359
STLC72	72" Low Wall Cabinet with Acrylic Doors	72" W x 23" D x 29 1/2" H	229#	\$1238

Single Pedestal Desk


STLD72F

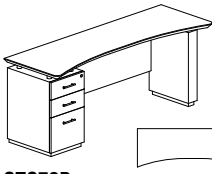
- 1 5/8" thick surface with knife edge profile.
- Standoffs are chrome and ship with pedestals
- Drawer pulls are standard in Chrome.
- 1/2 height recessed acrylic modesty panel included.

Model No.	Description	Dimensions	Wt.	List Price
STRD72B	72" Right Handed Desk with (1) Box/Box/File Pedestal	72" W x 36" D x 29 1/2" H	195#	\$1480
STRD72F	72" Right Handed Desk with (1) File/File Pedestal	72" W x 36" D x 29 1/2" H	195#	\$1480
STRD66B	66" Right Handed Desk with (1) Box/Box/File Pedestal	66" W x 30" D x 29 1/2" H	187#	\$1429
STRD66F	66" Right Handed Desk with (1) File/File Pedestal	66" W x 30" D x 29 1/2" H	187#	\$1429
STLD72B	72" Left Handed Desk with (1) Box/Box/File Pedestal	72" W x 36" D x 29 1/2" H	195#	\$1480
STLD72F	72" Left Handed Desk with (1) File/File Pedestal	72" W x 36" D x 29 1/2" H	195#	\$1480
STLD66B	66" Left Handed Desk with (1) Box/Box/File Pedestal	66" W x 30" D x 29 1/2" H	187#	\$1429
STLD66F	66" Left Handed Desk with (1) File/File Pedestal	66" W x 30" D x 29 1/2" H	187#	\$1429


STRD72B

STERLING SERIES (CONTINUED)

Single Pedestal Credenza

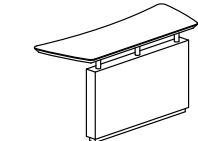


STC72B

- 1 5/8" thick surface with knife edge profile.
- Standoffs are chrome and ship with pedestals
- Drawer pulls are standard in Chrome.
- 1/2 height recessed laminate modesty panel included.

Model No.	Description	Dimensions	Wt.	List Price
STC72B	72" Credenza with (1) Box/Box/File Pedestals	72" W x 24" D x 29 1/2" H	175#	\$1170
STC72F	72" Credenza with (1) File/File Pedestals	72" W x 24" D x 29 1/2" H	175#	\$1170
STC66B	66" Credenza with (1) Box/Box/File Pedestals	66" W x 24" D x 29 1/2" H	175#	\$1170
STC66F	66" Credenza with (1) File/File Pedestals	66" W x 24" D x 29 1/2" H	175#	\$1170

Non Handed Bridge



STEB

- 1 5/8" thick surface with knife edge profile.
- Non handed, mounts to either left or right side of single pedestal desk
- Not free-standing. Requires connection to single ped desk and single ped credenza.
- Full height laminate modesty wall included.

Model No.	Description	Dimensions	Wt.	List Price
STEB	48" Curved Bridge	48" W x 21 3/4" D x 29 1/2" H	76#	\$450

Sterling Height Adjustable Bridge



STEBH2

- Sterling Height-Adjustable Bridge includes (1) STET48 Bridge 1-5/8" surface with knife profile, (1) 2-Stage ML-Series height adjustable base with (1) pair of 18" feet with bracket, or (1) 3 stage ML Series height-adjustable base with (1) pair of 18" feet with brackets
- Laminate options: Textured Brown Sugar (TBS), Textured Mocha (TDC), and Textured Driftwood (TDW)
- No modesty panel when using the height-adjustable base.
- Freestanding Bridge not attached to credenza and desk.
- Leave 1" clearance on each side between desk or credenza and bridge when assembled to allow table to move free of obstruction.

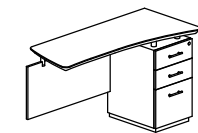
Model No.	Description	Dimensions	Wt.	List Price
STEBH2	48" Curved Bridge with 2-Stage Height-Adjustable Base	48" W x 21 3/4" D x 28" to 47.6" adj. H	110#	1314
STEBH3	48" Curved Bridge with 3-Stage Height-Adjustable Base	48" W x 21 3/4" D x 24.5" to 50" adj. H	116#	1469



STEBH3

Accessories	Description	Wt.	List Price
523MC	Optional 3-Position Memory Control	2#	\$90

Single Pedestal Desk Return

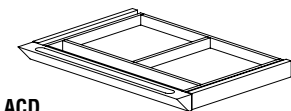


STERR48B

- 1 5/8" thick surface with knife edge profile.
- Standoffs are chrome and ship with pedestals
- Drawer pulls are standard in Chrome.
- 1/2 height recessed acrylic modesty panel included.

Model No.	Description	Dimensions	Wt.	List Price
STERR48B	Right Handed Desk with (1) Box/Box/File Pedestal	48" W x 24" D x 29 1/2" H	120#	\$911
STERR48F	Right Handed Desk with (1) File/File Pedestal	48" W x 24" D x 29 1/2" H	120#	\$911
STERL48B	Left Handed Desk with (1) Box/Box/File Pedestal	48" W x 24" D x 29 1/2" H	120#	\$911
STERL48F	Left Handed Desk with (1) File/File Pedestal	48" W x 24" D x 29 1/2" H	120#	\$911

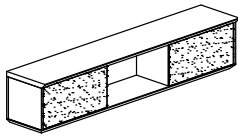
Center Drawer



ACD

- Solid wood frame construction
- Drawer operates smoothly on full-extension ball bearing suspension
- Available in graphite with black drawer front only

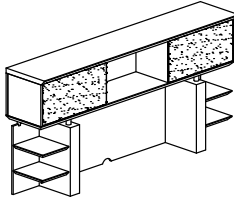
Model No.	Description	Dimensions	Wt.	List Price
ACD	Center Drawer	25"W x 18"D x 2"H	13#	\$174

Wall Mounted Hutch

- Hutch comes with acrylic sliding doors.
- Wall mounting brackets included.
- Maximum 150 lb. weight capacity.

STEH72

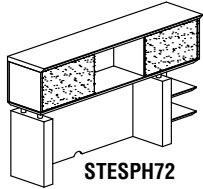
Model No.	Description	Dimensions	Wt.	List Price
STEH72	72" Wall Mounted Hutch with Acrylic Doors	72" W x 16 1/2" D x 16 1/2" H	148#	\$741
STEH66	66" Wall Mounted Hutch with Acrylic Doors	66" W x 16 1/2" D x 16 1/2" H	140#	\$679

Hutch (Double)

STEDPH72

- Hutch ships fully assembled.
- Designed for a double pedestal credenza.
- Features Acrylic doors that slide effortlessly in aluminum door tracks.
- Hutch support comes with 2 multipurpose shelves on each side.
- 1 5/8" thick top treatment with knife edge detail.

Model No.	Description	Dimensions	Wt.	List Price
STEDPH72	72" Hutch with (2) Shelves	72" W x 16 1/2" D x 41 1/8" H	295#	\$1142

STERLING SERIES (CONTINUED)**Hutch (Single)**

STESPH72

- Designed for a single pedestal credenza.
- Cabinet body ships fully assembled.
- Features Acrylic doors that slide effortlessly in aluminum door tracks.
- Unique design allows cabinet supports to be installed on either the left or the right.
- 1 5/8" thick top treatment with knife edge detail.
- 24 1/2" of clearance provided between work surface and cabinet bottom.

Model No.	Description	Dimensions	Wt.	List Price
STESPH72	72" Non-Handed Hutch	72" W x 16 1/2" D x 41 1/8" H	215#	\$1109
STESPH66	66" Non-Handed Hutch	66" W x 16 1/2" D x 41 1/8" H	205#	\$1022

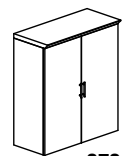
STERLING SERIES MIX-N-MATCH STORAGE OPTIONS**ABOVE SURFACE COMPONENTS**

- 1 5/8" thick top treatment with knife edge profile.
- Each cabinet includes two (2) shelves.
- Back panel features a mouse hole for wall access.
- Door pulls are standard in Chrome.
- Shelves are adjustable in 1 1/4" increments.
- Shelves contain a cut in the corner for vertical cable management.

Storage Cabinet with Acrylic Doors

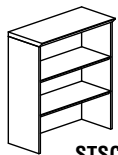
STSCAD

Model No.	Description	Dimensions	Wt.	List Price
STSCAD	36" Storage Cabinet with Acrylic Doors	36" W x 15 1/2" D x 41 1/8" H	107#	\$870

Storage Cabinet with Wood Doors

STSCWD

Model No.	Description	Dimensions	Wt.	List Price
STSCWD	36" Storage Cabinet with Wood Doors	36" W x 15 1/2" D x 41 1/8" H	101#	\$716

3-Shelf Bookcase

STSCB3

Model No.	Description	Dimensions	Wt.	List Price
STSCB3	36" 3 Shelf Bookcase	35 5/8" W x 15 1/2" D x 41 1/8" H	89#	\$442

FREESTANDING STORAGE UNITS

- Cabinets ship fully assembled. Top surface attaches easily with chrome standoffs.
- Cabinets can support above surface storage components.
- Each cabinet includes one (1) shelf (STELF has no shelf).
- Back panels feature a mouse hole for wall access (STELF has no wall access).
- All side edge profiles are straight.
- Hand-crafted, 1 5/8" thick surfaces with knife edge profile.
- Door/Drawer pulls are standard in chrome.
- Shelves are adjustable in 1 1/4" increments.
- Shelves contain mouse hole for vertical cable management.

Lateral File

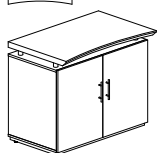
- Locks are keyed alike.



STELF

Model No.	Description	Dimensions	Wt.	List Price
STELF	36" Freestanding 2 Drawer Lateral File	36" W x 23" D x 29 1/2" H	188#	\$908

Freestanding Wood Door Storage Cabinet



STESC

Model No.	Description	Dimensions	Wt.	List Price
STESC	36" Freestanding Wood Storage Cabinet	36" W x 23" D x 29 1/2" H	118#	\$697

Freestanding 2-Shelf Bookcase

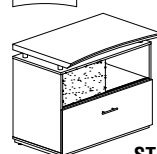


STEB2

Model No.	Description	Dimensions	Wt.	List Price
STEB2	36" Freestanding 2-Shelf Bookcase	36" W x 23" D x 29 1/2" H	103#	\$513

Lateral File with Sliding Acrylic Door

- Locks are keyed alike.



STEC

Model No.	Description	Dimensions	Wt.	List Price
STEC	Single Lateral File with Acrylic Door	36" W x 23" D x 29 1/2" H	160#	\$836

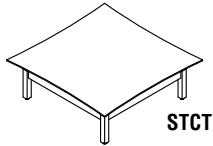
NOTE: Recommended under-cabinet LED Task Light is model EZDP.
 Other LED Task/Desk lighting is available in the ACCESSORIES section at the end of this price list.

STERLING OCCASIONAL TABLES

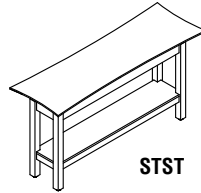
- Hand-crafted, 1 5/8" thick surface with knife edge profile.
- Chrome standoffs.

- STST and STET have lower storage shelf.

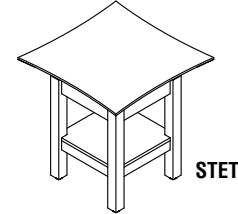
Model No.	Description	Dimensions	Wt.	List Price
STCT	Sterling Coffee Table	48" W x 48" D x 16" H	96#	\$571
STST	Sterling Sofa Table	58" W x 19" D x 30" H	76#	\$456
STET	Sterling End Table	24" W x 24" D x 25" H	48#	\$339



STCT



STST

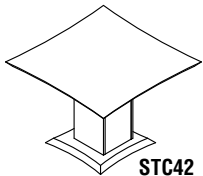


STET

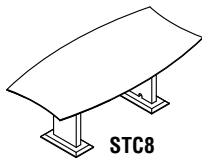
STERLING CONFERENCE FURNITURE

- Hand-Crafted, 1 5/8" thick surface with knife edge detail.
- Conference table legs have cable chimney for concealed cable management from surface to floor.
- Tables longer than 8' have multi-piece surfaces.
- Surface and base ships separately.

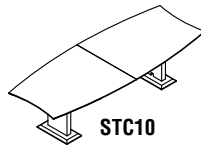
Model No.	Description	Dimensions	Wt.	List Price
STC42	Sterling 42" Conference Table	42" W x 42" D x 29 1/2" H	128#	\$667
STC8	Sterling 8 Foot Conference Table	96" W x 42" D x 29 1/2" H	183#	\$1243
STC10	Sterling 10 Foot Conference Table	120" W x 48" D x 29 1/2" H	280#	\$1631
STC12	Sterling 12 Foot Conference Table	144" W x 48" D x 29 1/2" H	342#	\$2006
STC14	Sterling 14 Foot Conference Table	168" W x 48" D x 29 1/2" H	374#	\$2252
STC16	Sterling 16 Foot Conference Table	192" W x 48" D x 29 1/2" H	428#	\$2720
AVPB	Presentation Board	48" W x 2 3/8" D x 48" H	113#	\$901



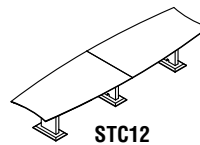
STC42



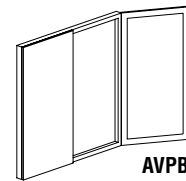
STC8



STC10

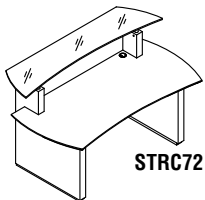


STC12



AVPB

Sterling Reception Furniture



STRC72

- 1/2" thick frosted glass transaction counter.
- Hand-crafted, 1 5/8" thick surface with knife edge profile.
- Reception Station comes with a center drawer.

- Pedestals may be slid under surface for storage.
- Free standing storage returns are available.
- 72" Reception Station can use either one pedestal or one lateral file.

Model No.	Description	Dimensions	Wt.	List Price
STRC72	Sterling Reception - No Peds	72" W x 37 1/2" D x 42 3/4" H	313#	\$2057
STG33	Sterling Reception with 1 BBF	72" W x 37 1/2" D x 42 3/4" H	386#	\$2665
STG34	Sterling Reception with single drawer lateral file cabinet	72" W x 80 1/2" D x 42 3/4" H	473#	\$3061
STRC96	Sterling Reception - No Peds	96" W x 37 1/2" D x 42 3/4" H	328#	\$2693
STG30	Sterling Reception with 1 BBF and 1 FF	96" W x 37 1/2" D x 42 3/4" H	459#	\$3571
STG31	Sterling Reception with 1 BBF and single drawer lateral file cabinet	96" W x 80 1/2" D x 42 3/4" H	546#	\$3968

Lateral File with Sliding Acrylic Door for Reception

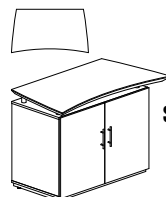


STERC

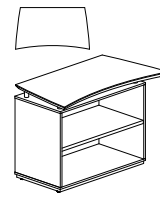
Model No.	Description	Dimensions	Wt.	List Price
STERC	Reception Lateral File with Sliding Acrylic Door	43" W x 24" D x 24 1/2" H	160#	\$1004
STERCLF	36" Freestanding 2 Drawer Lateral File	36" W x 23" D x 24 1/2" H	188#	\$1076
STERCSC	36" Freestanding Wood Storage Cabinet	36" W x 23" D x 24 1/2" H	118#	\$865
STERCB2	36" Freestanding 2-Shelf Bookcase	36" W x 23" D x 24 1/2" H	103#	\$681



STERCLF

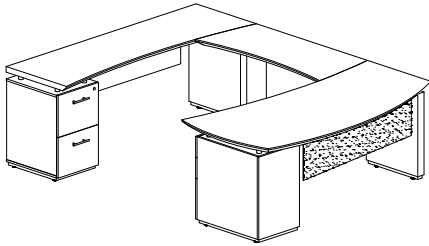
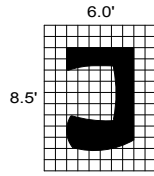


STERCSC



STERCB2

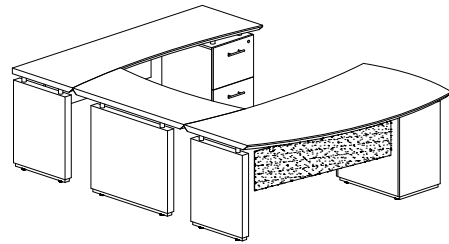
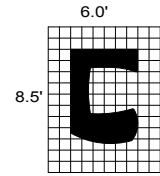
STERLING SERIES TYPICALS



STERLING TYPICAL #1

Consists of:			
QTY.	MODEL NO.	DESCRIPTION	LIST PRICE EACH
1	STRD72B	72" Right Handed Desk with (1) B/B/F Pedestal	\$1480
1	STEB	48" Curved Bridge	\$450
1	STC72F	72" Credenza with (1) F/F Pedestals	\$1170
1	ACD	Center Drawer	\$174

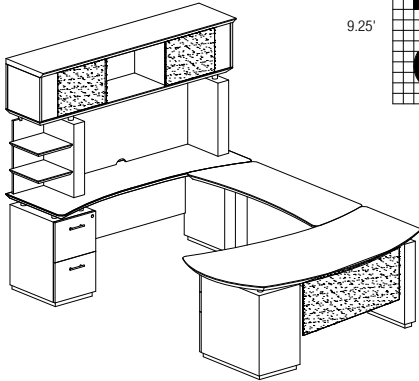
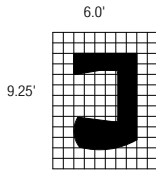
STL1 **TOTAL: \$3277**



STERLING TYPICAL #2

Consists of:			
QTY.	MODEL NO.	DESCRIPTION	LIST PRICE EACH
1	STLD72B	72" Left Handed Desk with (1) B/B/F Pedestal	\$1480
1	STEB	48" Curved Bridge	\$450
1	STC72F	72" Credenza with (1) F/F Pedestals	\$1170
1	ACD	Center Drawer	\$174

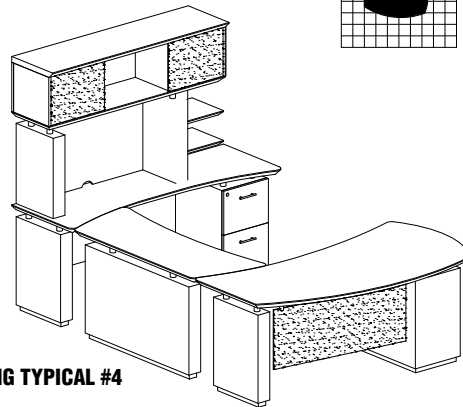
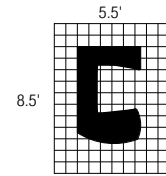
STL2 **TOTAL: \$3277**



STERLING TYPICAL #3

Consists of:			
QTY.	MODEL NO.	DESCRIPTION	LIST PRICE EACH
1	STRD72B	72" Right Handed Desk with (1) B/B/F Pedestal	\$1480
1	STEB	48" Curved Bridge	\$450
1	STC72F	72" Credenza with (1) F/F Pedestals	\$1170
1	ACD	Center Drawer	\$174
1	STESPH72	72" Non-Handed Hutch	\$1109

STL3 **TOTAL: \$4387**

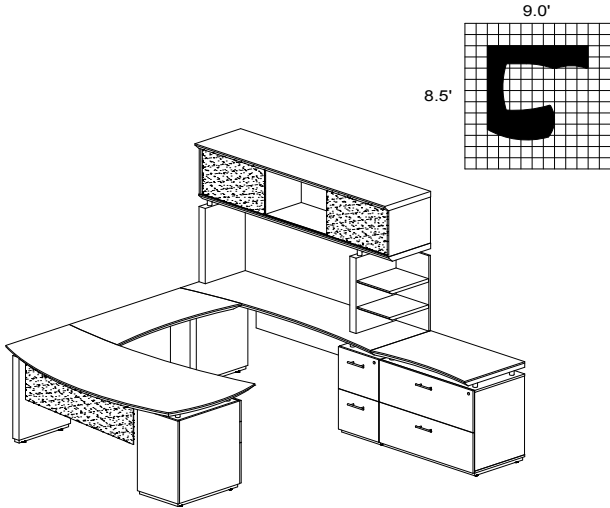


STERLING TYPICAL #4

Consists of:			
QTY.	MODEL NO.	DESCRIPTION	LIST PRICE EACH
1	STLD66B	66" Left Handed Desk with (1) B/B/F Pedestal	\$1429
1	STEB	48" Curved Bridge	\$450
1	STC66F	66" Credenza with (1) F/F Pedestals	\$1170
1	ACD	Center Drawer	\$174
1	STESPH66	66" Non-Handed Hutch	\$1022

STL4 **TOTAL: \$4248**

STERLING SERIES TYPICALS

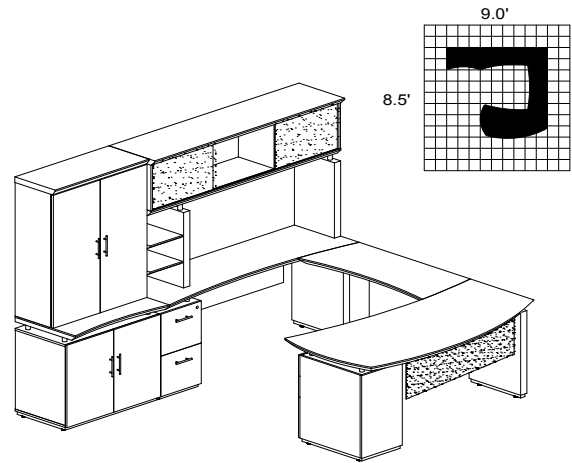


STERLING TYPICAL #5

Consists of:

QTY.	MODEL	DESCRIPTION	LIST PRICE EACH
1	STLD72B	72" Left Handed Desk with (1) B/B/F Pedestal	\$1480
1	STEB	48" Curved Bridge	\$450
1	STC72F	72" Credenza with (1) F/F Pedestals	\$1170
1	ACD	Center Drawer	\$174
1	STESPH72	72" Non-Handed Hutch	\$1109
1	STELF	36" Freestanding 2 Drawer Lateral File	\$908

STL5 TOTAL: \$5295

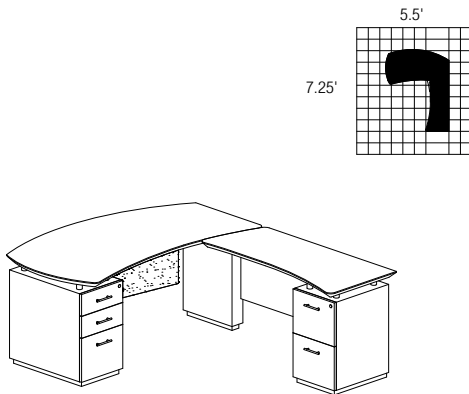


STERLING TYPICAL #6

Consists of:

QTY.	MODEL	DESCRIPTION	LIST PRICE EACH
1	STRD72B	72" Right Handed Desk with (1) B/B/F Pedestal	\$1480
1	STEB	48" Curved Bridge	\$450
1	STC72F	72" Credenza with (1) F/F Pedestals	\$1170
1	ACD	Center Drawer	\$174
1	STESPH72	72" Non-Handed Hutch	\$1109
1	STESC	36" Freestanding Wood Storage Cabinet	\$697
1	STSCWD	36" Storage Cabinet with Wood Doors	\$716

STL6 TOTAL: \$5800

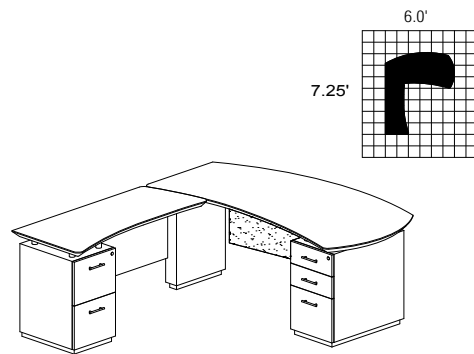


STERLING TYPICAL #7

Consists of:

QTY.	MODEL	DESCRIPTION	LIST PRICE EACH
1	STLD66B	66" Left Handed Desk with (1) B/B/F Pedestal	\$1429
1	ACD	Center Drawer	\$174
1	STERR48F	Right Handed Desk with (1) F/F Pedestal	\$911

STL7 TOTAL: \$2516



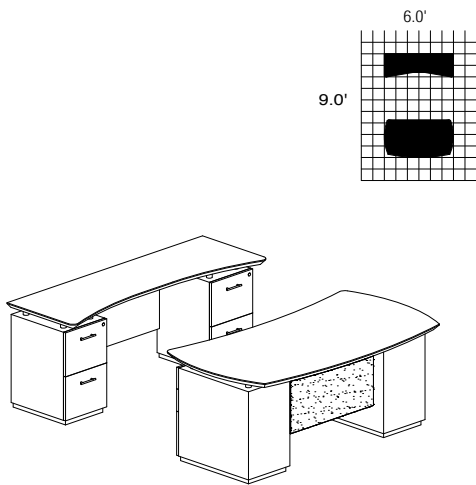
STERLING TYPICAL #8

Consists of:

QTY.	MODEL	DESCRIPTION	LIST PRICE EACH
1	STRD72B	72" Right Handed Desk with (1) B/B/F Pedestal	\$1480
1	ACD	Center Drawer	\$174
1	STERL48F	Left Handed Desk with (1) F/F Pedestal	\$911

STL8 TOTAL: \$2568

STERLING SERIES TYPICALS



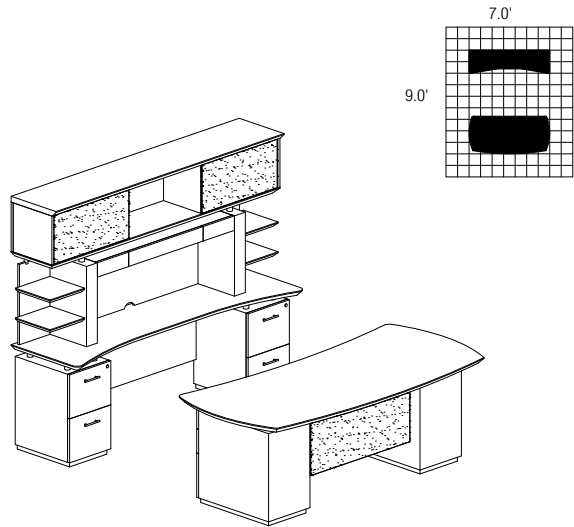
STERLING TYPICAL #9

Consists of:

QTY. NO.	MODEL	DESCRIPTION	LIST PRICE EACH
1	STED72B	72" Desk with (2) B/B/F Pedestals	\$2034
1	STEC72F	72" Credenza with (2) F/F Pedestals	\$1618
1	ACD	Center Drawer	\$174

STL9

TOTAL: \$3830



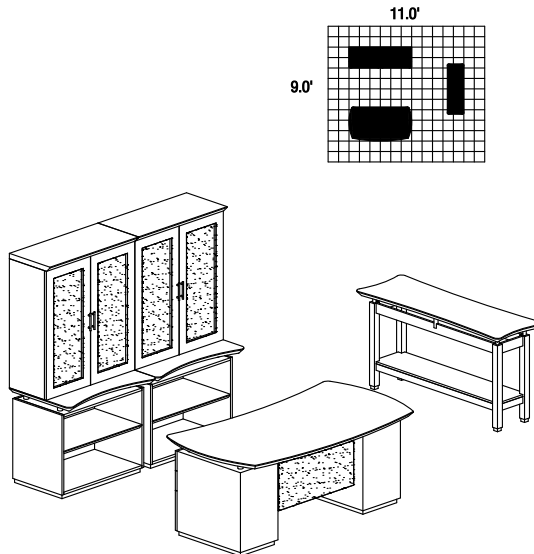
STERLING TYPICAL #10

Consists of:

QTY. NO.	MODEL	DESCRIPTION	LIST PRICE EACH
1	STED72B	72" Desk with (2) B/B/F Pedestals	\$2034
1	STEC72F	72" Credenza with (2) F/F Pedestals	\$1618
1	ACD	Center Drawer	\$174
1	STEDPH72	72" Hutch with (2) Shelves	\$1142

STL10

TOTAL: \$4972



STERLING TYPICAL #12

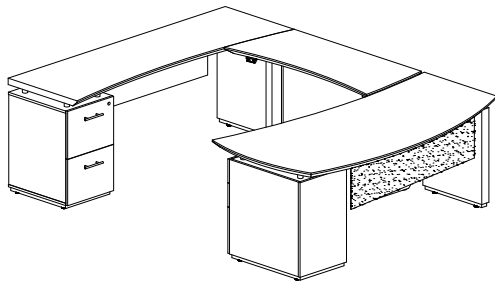
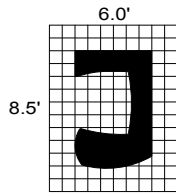
Consists of:

QTY. NO.	MODEL	DESCRIPTION	LIST PRICE EACH
1	STED72B	72" Desk with (2) B/B/F Pedestals	\$2034
2	STEB2	36" Freestanding 2-Shelf Bookcase	\$513
2	STSCAD	36" Storage Cabinet with Acrylic Doors	\$870
1	ACD	Center Drawer	\$174
1	STST	Sofa Table	\$456

STL12

TOTAL: \$5434

STERLING SERIES TYPICALS



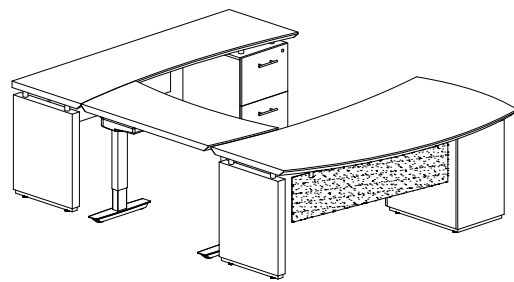
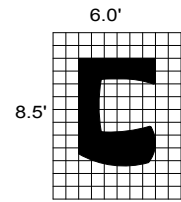
STERLING TYPICAL #34

Consists of:

QTY.	MODEL NO.	DESCRIPTION	LIST PRICE EACH
1	STRD72B	72" Right Handed Desk with (1) B/B/F Pedestal	\$1480
1	STEBH2	48" 2-Stage HA Bridge	\$1314
1	STC72F	72" Credenza with (1) F/F Pedestals	\$1170
1	ACD	Center Drawer	\$174

STL34H2

TOTAL: \$4142



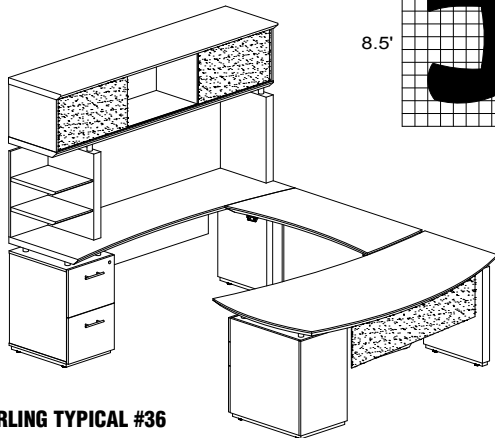
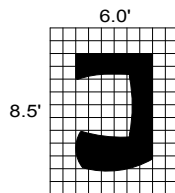
STERLING TYPICAL #35

Consists of:

QTY.	MODEL NO.	DESCRIPTION	LIST PRICE EACH
1	STLD72B	72" Left Handed Desk with (1) B/B/F Pedestal	\$1480
1	STEBH2	48" 2-Stage HA Bridge	\$1314
1	STC72F	72" Credenza with (1) F/F Pedestals	\$1170
1	ACD	Center Drawer	\$174

STL35H2

TOTAL: \$4142



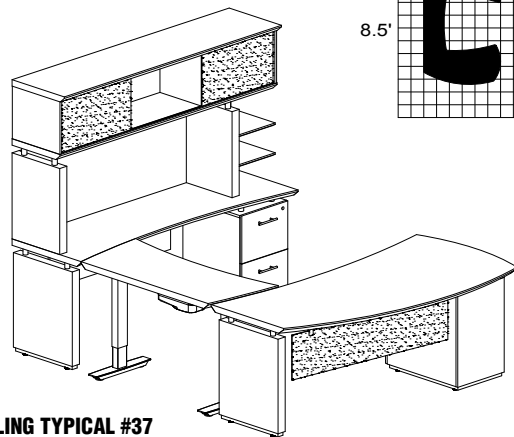
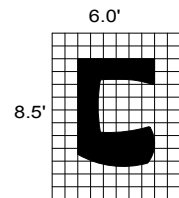
STERLING TYPICAL #36

Consists of:

QTY.	MODEL NO.	DESCRIPTION	LIST PRICE EACH
1	STRD72B	72" Right Handed Desk with (1) B/B/F Pedestal	\$1480
1	STEBH2	48" 2-Stage HA Bridge	\$1314
1	STC72F	72" Credenza with (1) F/F Pedestals	\$1170
1	ACD	Center Drawer	\$174
1	STESPH72	72" Non-Handed Hutch	\$1109

STL36H2

TOTAL: \$5251



STERLING TYPICAL #37

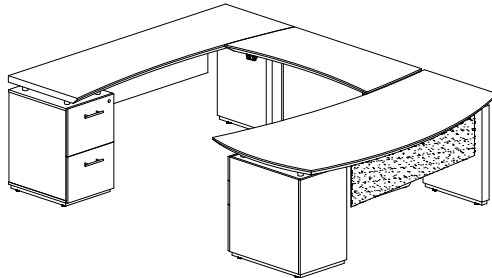
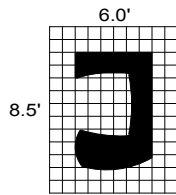
Consists of:

QTY.	MODEL NO.	DESCRIPTION	LIST PRICE EACH
1	STLD72B	66" Left Handed Desk with (1) B/B/F Pedestal	\$1429
1	STEBH2	48" 2-Stage HA Bridge	\$1314
1	STC72F	72" Credenza with (1) F/F Pedestals	\$1170
1	ACD	Center Drawer	\$174
1	STESPH72	72" Non-Handed Hutch	\$1109

STL37H2

TOTAL: \$5251

STERLING SERIES TYPICALS

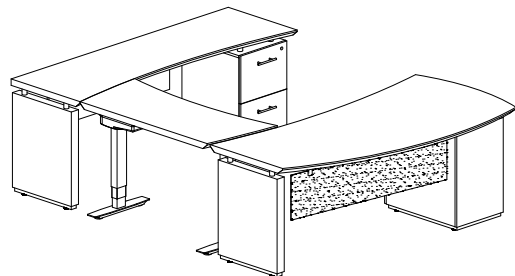
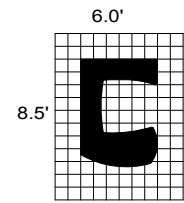


STERLING TYPICAL #38

Consists of:

QTY.	MODEL NO.	DESCRIPTION	LIST PRICE EACH
1	STRD72B	72" Right Handed Desk with (1) B/B/F Pedestal	\$1480
1	STEBH3	48" 3-Stage HA Bridge	\$1469
1	STC72F	72" Credenza with (1) F/F Pedestals	\$1170
1	ACD	Center Drawer	\$174

STL38H3 TOTAL: \$4296

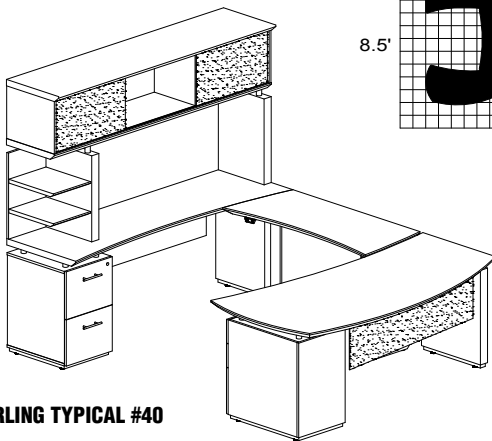
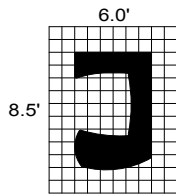


STERLING TYPICAL #39

Consists of:

QTY.	MODEL NO.	DESCRIPTION	LIST PRICE EACH
1	STLD72B	72" Left Handed Desk with (1) B/B/F Pedestal	\$1480
1	STEBH3	48" 3-Stage HA Bridge	\$1469!
1	STC72F	72" Credenza with (1) F/F Pedestals	\$1170
1	ACD	Center Drawer	\$174

STL39H3 TOTAL: \$4296

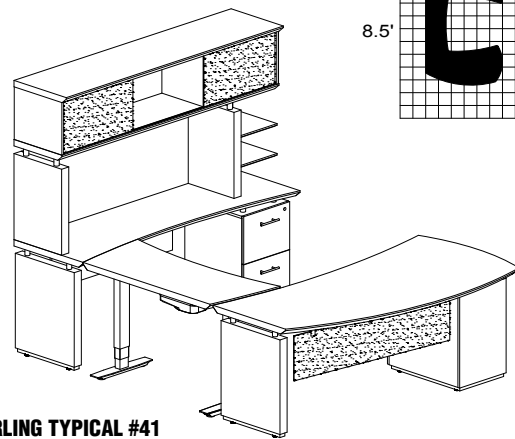
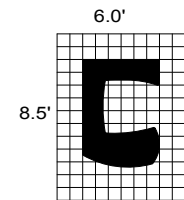


STERLING TYPICAL #40

Consists of:

QTY.	MODEL NO.	DESCRIPTION	LIST PRICE EACH
1	STRD72B	72" Right Handed Desk with (1) B/B/F Pedestal	\$1480
1	STEBH3	48" 3-Stage HA Bridge	\$1469
1	STC72F	72" Credenza with (1) F/F Pedestals	\$1170
1	ACD	Center Drawer	\$174
1	STESPH72	72" Non-Handed Hutch	\$1109

STL40H3 TOTAL: \$5405



STERLING TYPICAL #41

Consists of:

QTY.	MODEL NO.	DESCRIPTION	LIST PRICE EACH
1	STLD72B	66" Left Handed Desk with (1) B/B/F Pedestal	\$1429
1	STEBH3	48" 3-Stage HA Bridge	\$1469
1	STC72F	72" Credenza with (1) F/F Pedestals	\$1170
1	ACD	Center Drawer	\$174
1	STESPH72	72" Non-Handed Hutch	\$1109

STL41H3 TOTAL: \$5405

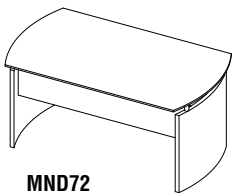
MEDINA DESK SYSTEM

The Medina™ Series of casegoods combines Italian-influenced designs, style and durability. Medina features a floating work surface with a beveled edge that-combined with six different laminate options sets Medina above all other lines.

Laminate Options: Gray Steel, Mahogany, Mocha, Textured Sea Salt, Textured Brown Sugar, and Two-Toned Sea Salt/Mocha.
CARB Compliant: Core materials comply with Phase 2 of CARB's formaldehyde emission limits of composite wood materials.

- All desk, return and extension work surfaces are 1" thick with a distinctive beveled edge.
- All locks are keyed-alike and feature removable cores for installing "keyed-different" locks after-market.
- Silver detailing adds contemporary look to the Medina Series.
- PVC EDGE
- All Floor supported models include steel threaded leveling glides.
- Models in all finishes are available on both the Quick-Ship and Fast Freight delivery programs with no quantity limitations.
- Recommended under-cabinet LED Task Light is model EZDP. Other LED Task/Desk lighting is available in the ACCESSORIES section at the end of this price list.

CURVED DESK



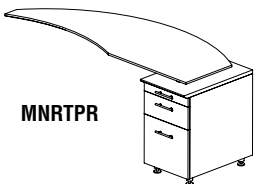
MND72

- Medina desk surface seems to "float" on Silver supports.
- Curved end panels reflect curved ends of work surface.
- Silver modesty panel.

Model No.	Dimensions	Wt.	List Price
MND63	63"W x 36"D x 29 1/2"H Curved ends	128#	\$654
MND72	72"W x 36"D x 29 1/2"H Curved ends	132#	\$690

CURVED DESK RETURN WITH PENCIL-BOX-FILE PEDESTAL

- Works only with MND63 and MND72.
 - Creates L-shaped work surface when attached to desk.
- Gang-lock features removable core.
- Available for right or left side of desk.
- Supported by Return Pencil-Box-File Pedestal.
- Stands off floor on Silver legs.

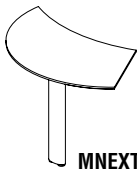


MNRTPR

Model No.	Description	Dimensions	Wt.	List Price
MNRTPR	63" Right return	63"W x 24"D x 29 1/2"H	119#	\$737
MNRTPL	63" Left return	63"W x 24"D x 29 1/2"H	119#	\$737

CURVED DESK EXTENSION

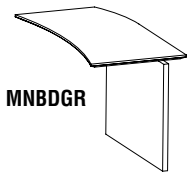
- Works only with MND63 and MND72.
- Supported by Silver standoffs.
- Available for right or left side of desk.



MNEXTL

Model No.	Description	Dimensions	Wt.	List Price
MNEXTR	Right extension	47"W x 28"D x 29 1/2"H	49#	\$417
MNEXTL	Left extension	47"W x 28"D x 29 1/2"H	49#	\$417

BRIDGE

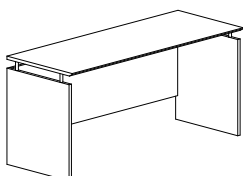


MNBDR

- Works only with MND63 and MND72.
- Not free standing. Requires connection to credenza and desk.
- Features modesty panel.

Model No.	Description	Dimensions	Wt.	List Price
MNBDR	Right Hand Bridge	48"W x 24"D x 29 1/2"H	62#	\$345
MNBGL	Left Hand Bridge	48"W x 24"D x 29 1/2"H	62#	\$345

CREDENZA

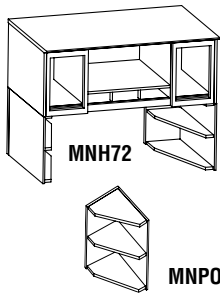


Model No.	Dimensions	Wt.	List Price
MNCNZ63	63"W x 20"D x 29 1/2"H	106#	\$402
MNCNZ72	72"W x 20"D x 29 1/2"H	110#	\$448

Note: Credenza's can be used with both the Curved Desks and Straight Desks.

MEDINA LAMINATE SERIES

HUTCH



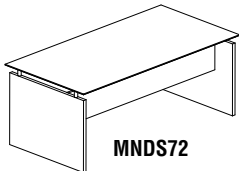
- Frosted glass doors with silver frames.
- Two open compartment slots.
- Fully assembled.
- Wall mounted or sits on corner supports.
- Two corner supports are needed to support a hutch.

Model No.	Description	Dimensions	Wt.	List Price
MNH63	63" Hutch	63"W x 15"D x 18 1/4"H	128#	\$685
MNH72	72" Hutch	72"W x 15"D x 18 1/4"H	132#	\$798
MNPO*	Corner Support	15"W x 15"D x 20"H	33#	\$113

* Two corner supports are needed to support a hutch.

Note: Hutch's can be used with both the Curved Desks and Straight Desks.

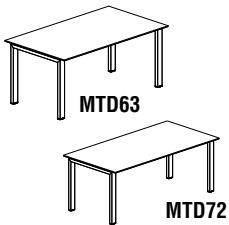
STRAIGHT DESK



- Medina desk surface seems to "float" on silver supports.
- Silver modesty panels.

Model No.	Dimensions	Wt.	List Price
MNDS63	63"W x 36"D x 29 1/2"H Rectangle	128#	\$654
MNDS72	72"W x 36"D x 29 1/2"H Rectangle	132#	\$690

TABLE DESK

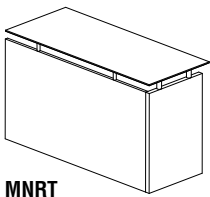


- No grommets.
- Base color Silver.

Model No.	Description	Dimensions	List Price
MTD63	Table Desk with Straight Top	63"W x 36"D x 29 1/2"H	\$685
MTD72	Table Desk with Straight Top	72"W x 36"D x 29 1/2"H	\$720

Note: Available June 2017

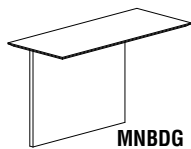
UNIVERSAL RETURN



- Works only with MNDS63 and MNDS72
- Creates L-shaped work surface when attached to desk.
- Full modesty panel.

Model No.	Description	Dimensions	Wt.	List Price
MNRT	Non-Handed Return	48 1/2"W x 20"D x 29 1/2"H	119#	\$354

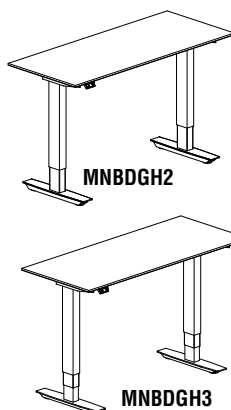
NON-HANDED STRAIGHT BRIDGE



- Works only with MNDS63 and MNDS72
- Not free standing. Requires connection to credenza and desk.
- Features modesty panel

Model No.	Description	Dimensions	Wt.	List Price
MNBDG	Non-Handed Straight Bridge	48 1/2"W x 20"D x 29 1/2"H	62#	\$345

Medina™ Height Adjustable Bridge




- Return includes (1) MNBDG Straight Bridge, (1) 2-Stage ML-Series height-adjustable base with (1) pair of 18" feet with brackets; or (1) 3-Stage ML-Series height-adjustable base with (1) pair of 18" feet with brackets
- Modesty panel cannot be used when using the height adjustable base
- Laminate Options: Gray Steel (LGS), Mocha (LDC), Mahogany (LMH), Textured Brown Sugar (TBS), Textured Sea Salt (TSS)
- Freestanding unit; not attached to credenza and desk
- Leave 1" clearance on each side between desk or credenza and bridge when assembled to allow table to move free of obstruction.

Model No.	Description	Dimensions	Wt.	List Price
MNBDGH2	48" Non-Handed Straight Bridge with 2-Stage Height-Adj Base	48" W x 20" D x 28" to 47.6" adj. H	121#	\$1445
MNBDGH3	48" Non-Handed Straight Bridge with 3-Stage Height-Adj Base	48" W x 20" D x 24.5" to 50" adj. H	127#	\$1595

MEDINA LAMINATE SERIES

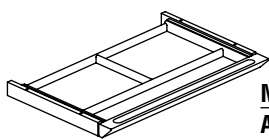
MOBILE PEDESTALS



- Drawers operate smoothly using full-extension ball-bearing suspensions.
- Fits under credenzas.
- 2" dual-hooded casters.

Model No.	Description	Dimensions	Wt.	List Price
MNBBF	Box-Box File	15 1/2"W x 18"D x 26 3/4"H	70#	\$453
MNFF	File-File	15 1/2"W x 18"D x 26 3/4"H	68#	\$417

CENTER DESK DRAWER




ACD

- Solid wood frame construction.
- Drawer operates smoothly using full-extension ball-bearing suspension.
- Available in Graphite with Black drawer front only.

Model No.	Dimensions	Wt.	List Price
ACD	25W x 18"D x 2"H Assembled	13#	\$174

LATERAL FILE

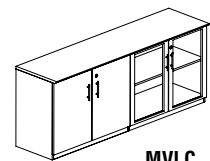


MVLFF

- Accommodate letter and legal sized hanging file folders.
- Includes counter-weight for stability when in use.
- Gang-lock features removable core enabling keyed-alike suites.
- Drawers operate smoothly using full-extension ball-bearing suspensions.

Model No.	Description	Dimensions	Wt.	List Price
MVLFF	File-File	36"W x 20"D x 29 1/2"H Assembled	180#	\$860

LOW WALL CABINET WITH DOORS

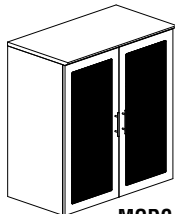


MVLCC

- Sets of doors lock separately. Keyed alike.
- Includes one adjustable shelf on each side.

Model No.	Description	Dimensions	Wt.	List Price
MVLCC	Wood/Glass Door Combination	72"W x 20"D x 29 1/2"H	190#	\$1000

GLASS DISPLAY CABINET




MGDC

- Glass is tempered for safety and durability.
- Two (2) adjustable shelves on 1 1/4" increments.
- Grommet in back panel for wall access.
- Mouse hole in shelves to permit vertical routing of cables.
- Cabinet must be used with lateral file, or storage cabinet.

Model No.	Description	Dimensions	Wt.	List Price
MGDC	Glass Display Cabinet	36"W x 20"D x 39 1/4"H	119#	\$922

STORAGE CABINET

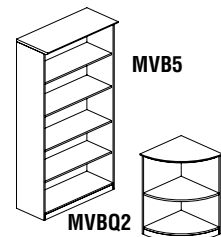


MSC

- Self-closing hinged doors.
- One (1) shelf adjustable on 1 1/4" increments.
- Mouse hole in back panel for wall access.
- Shelf contains corner mouse hole for vertical cable management.

Model No.	Description	Dimensions	Wt.	List Price
MSC	Storage Cabinet	36"W x 20"D x 29 1/2"H	96#	\$713

BOOKCASES



MVB5

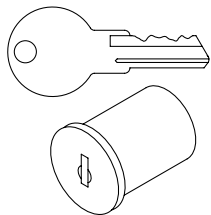
MVBQ2

- Open shelves for convenient storage.
- Choice of two or five shelf units.
- Adjustable shelves.
- 1" thick shelves.
- MVB5 supports 75 lbs. per shelf, Evenly distributed.
- MVBQ2 supports 25 lbs. per shelf, Evenly distributed

Model No.	Description	Dimensions	Wt.	List Price
MVB5	5 Shelf	36"W x 13"D x 68"H	145#	\$603
MVBQ2	2 Shelf 1/4 - Round	20"W x 20"D x 29 1/2"H	36#	\$221

MEDINA LAMINATE SERIES

REPLACEMENT LOCK CORES



- Allows pedestals and laterals to be keyed uniquely for up to 10 different workstations.
- Master key available.
- Must purchase a core removal tool to change locks cores.

Model No.	Description	Wt.	List Price
REALCC0311 through REALCC0325 (Silver)	Replacement core with keys	1#	\$22
REALCRK	Core removal tool	1#	\$22
REALCMK	Master Key	1#	\$22

MEDINA CONFERENCE TABLES

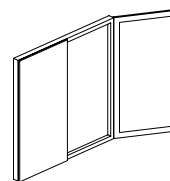
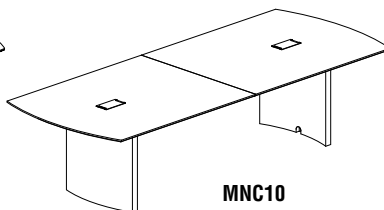
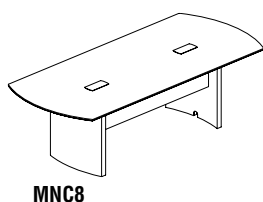
The Medina laminate conference room furniture features elegant lines with excellent durability.


Laminate Options: Gray Steel, Mahogany, Mocha, Textured Sea Salt, and Textured Brown Sugar.

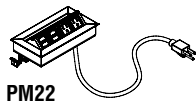
- Cutout designed to support PM22 listed below.
 - 250 lb. weight capacity.
- Grommet hole cutout size is 4" x 8".
- Conference table legs have cable chimney for concealed cable management from surface to floor.



Model No.	Description	Dimensions	Wt.	List Price
MNCR48	Round Conference Table	48" Round x 29 1/2"H	135#	\$613
MNC8	8' Conference Table	96"W x 42"D x 29 1/2"H	236#	\$1128
MNC10	10' Conference Table	120"W x 48"D x 29 1/2"H	306#	\$1534
MNC12	12' Conference Table	144"W x 48"D x 29 1/2"H	358#	\$1843
MNC14	14' Conference Table	168"W x 48"D x 29 1/2"H	399#	\$2145



Model No.	Description	MNPB	List Price
PM22 	Power and Data Surface Module with 2 power and 2 data outlets (Silver or Black).		\$487

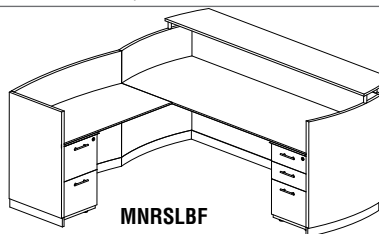
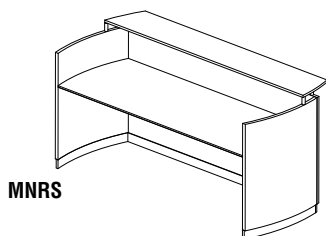


MEDINA RECEPTION FURNITURE

Laminate Options: Gray Steel, Mahogany, Mocha, Textured Sea Salt, and Textured Brown Sugar.

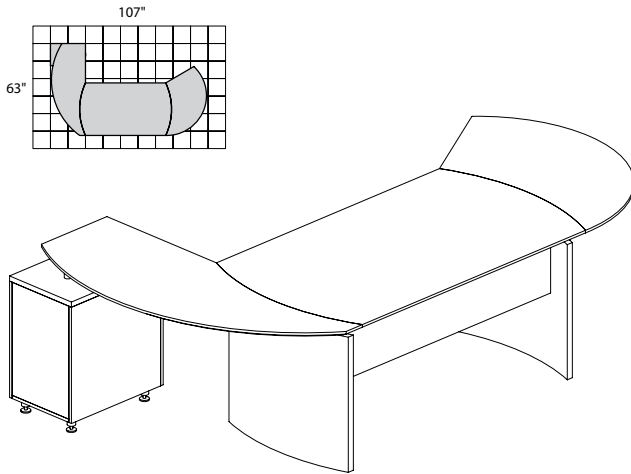
- Universal Return .
- 3/4" frosted, tempered glass.
- All reception station typicals include a center drawer.

Model No.	Description	Dimensions	Wt.	List Price
MNRS	Reception Station (no peds)	87 1/4"W x 37 1/4"D x 42 3/4"H	360#	\$2830
MNRSBF	Reception Station with B/B/F, F/F	87 1/4"W x 37 1/4"D x 42 3/4"H	520#	\$3700
MNRSBB	Reception Station with 2-B/B/F	87 1/4"W x 37 1/4"D x 42 3/4"H	506#	\$3736
MNRSLBF	Reception Station with B/B/F, F/F	87 1/4"W x 37 1/4"D x 42 3/4"H Desk 48"W x 25"D x 39 1/4"H Return	882#	\$4449
MNRSLBB	Reception Station with 2-B/B/F	87 1/4"W x 37 1/4"D x 42 3/4"H Desk 48"W x 25"D x 39 1/4"H Return	882#	\$4485
MNRBBF	Reception Box/Box/File	15 1/2"W x 18"D x 27 1/2"H	77#	\$453
MNRFF	Reception File/File	15 1/2"W x 18"D x 27 1/2"H	75#	\$417



MEDINA LAMINATE SERIES TYPICALS

• Order complete suites using "MNT__" models.

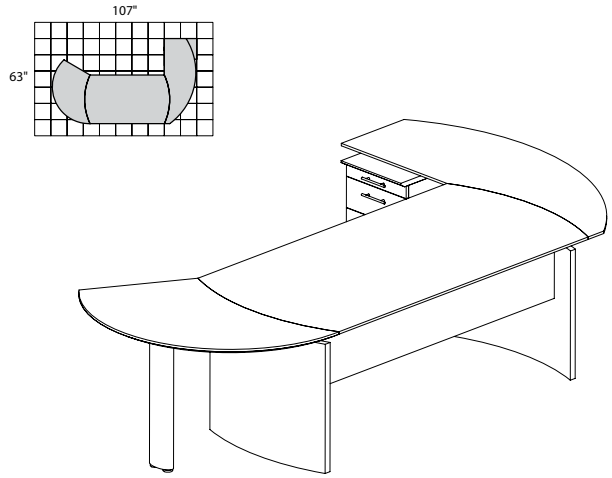


MEDINA SERIES – SUITE #1

Consists of:

QTY.	MODEL NO.	DESCRIPTION	LIST PRICE EACH
1	MND63	63"W Desk	\$654
1	MNEXTL	Curved Desk Ext.	\$417
1	MNRTPR	Curved Desk Return with Pencil-Box-File	\$737
1	ACD	Center Drawer	\$174

MNT1 **TOTAL: \$1982**

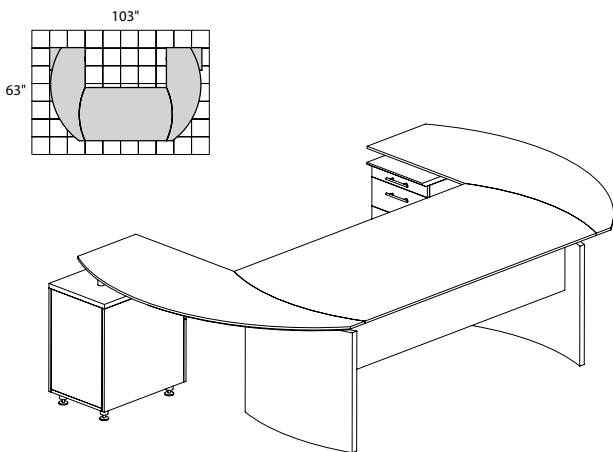


MEDINA SERIES – SUITE #2

Consists of:

QTY.	MODEL NO.	DESCRIPTION	LIST PRICE EACH
1	MND63	63"W Desk	\$654
1	MNEXTR	Curved Desk Ext.	\$417
1	MNRTPL	Curved Desk Return with Pencil-Box-File	\$737
1	ACD	Center Drawer	\$174

MNT2 **TOTAL: \$1982**

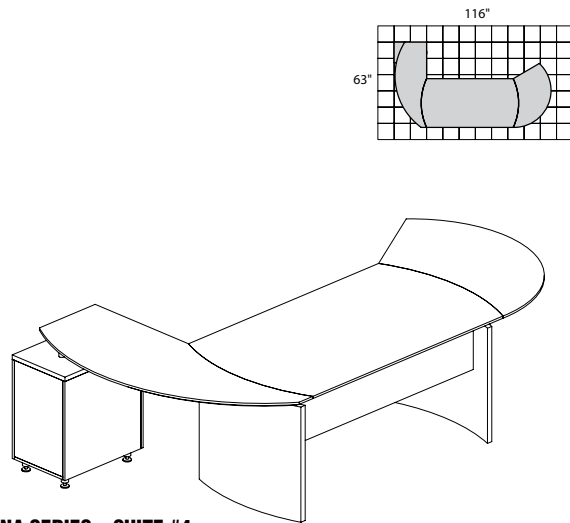


MEDINA SERIES – SUITE #3

Consists of:

QTY.	MODEL NO.	DESCRIPTION	LIST PRICE EACH
1	MND63	63"W Desk	\$654
1	MNRTPR	Curved Desk Return with Pencil-Box-File	\$737
1	MNRTPL	Curved Desk Return with Pencil-Box-File	\$737
1	ACD	Center Drawer	\$174

MNT3 **TOTAL: \$2302**



MEDINA SERIES – SUITE #4

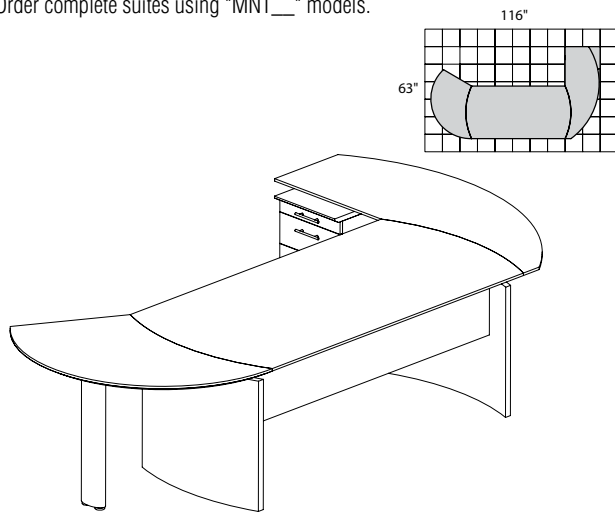
Consists of:

QTY.	MODEL NO.	DESCRIPTION	LIST PRICE EACH
1	MND72	72"W Desk	\$690
1	MNEXTL	Curved Desk Ext.	\$417
1	MNRTPR	Curved Desk Return with Pencil-Box-File	\$737
1	ACD	Center Drawer	\$174

MNT4 **TOTAL: \$2018**

MEDINA LAMINATE SERIES TYPICALS

• Order complete suites using "MNT__" models.

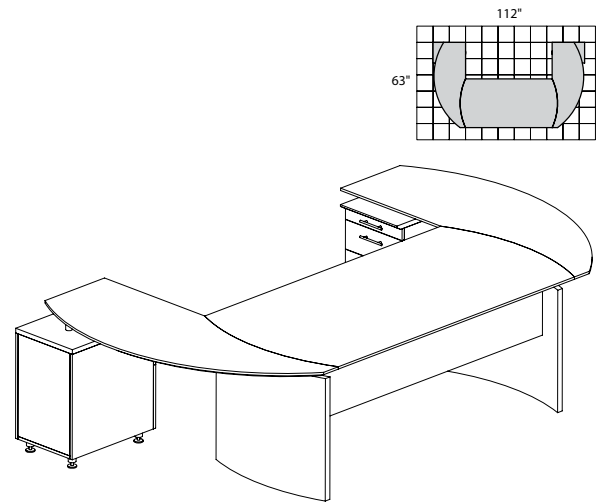


MEDINA SERIES – SUITE #5

Consists of:			
QTY.	MODEL NO.	DESCRIPTION	LIST PRICE EACH
1	MND72	72"W Desk	\$690
1	MNEXTR	Curved Desk Ext.	\$417
1	MNRTPL	Curved Desk Return with Pencil-Box-File	\$737
1	ACD	Center Drawer	\$174

MNT5

TOTAL: \$2018

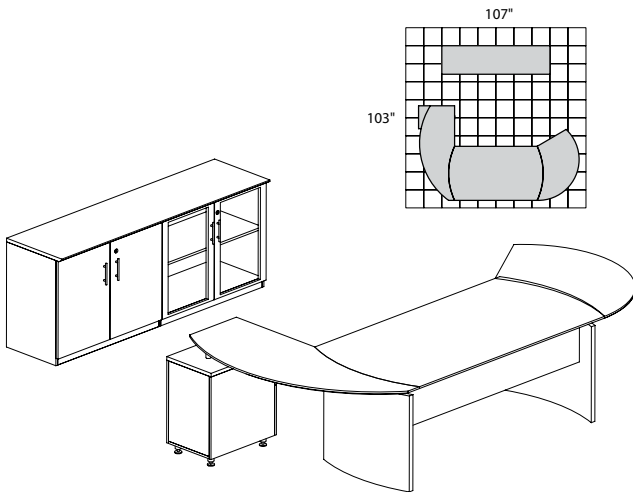


MEDINA SERIES – SUITE #6

Consists of:			
QTY.	MODEL NO.	DESCRIPTION	LIST PRICE EACH
1	MND72	72"W Desk	\$690
1	MNRTPR	Curved Desk Return with Pencil-Box-File	\$737
1	MNRTPL	Curved Desk Return with Pencil-Box-File	\$737
1	ACD	Center Drawer	\$174

MNT6

TOTAL: \$2338

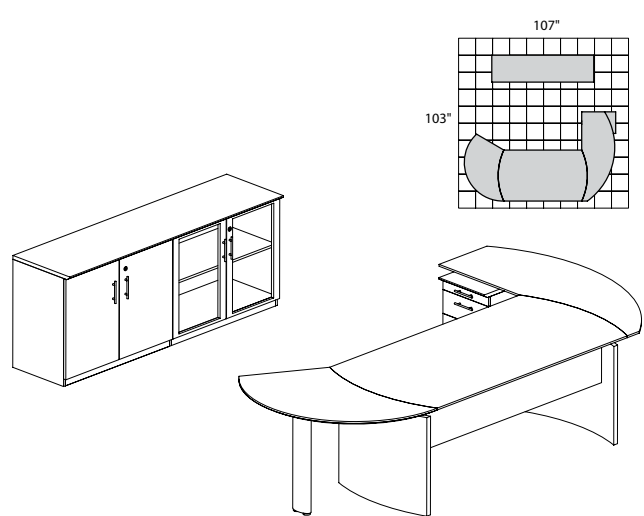


MEDINA SERIES – SUITE #7

Consists of:			
QTY.	MODEL NO.	DESCRIPTION	LIST PRICE EACH
1	MND63	63"W Desk	\$654
1	MNEXTL	Curved Desk Ext.	\$417
1	MNRTPR	Curved Desk Return with Pencil-Box-File	\$737
1	ACD	Center Drawer	\$174
1	MVLC	Low Wall Cabinet	\$1000

MNT7

TOTAL: \$2982



MEDINA SERIES – SUITE #8

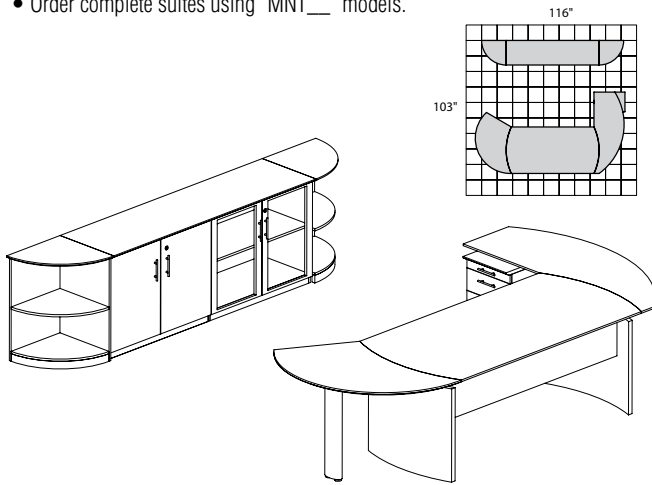
Consists of:			
QTY.	MODEL NO.	DESCRIPTION	LIST PRICE EACH
1	MND63	63"W Desk	\$654
1	MNEXTR	Curved Desk Ext.	\$417
1	MNRTPL	Curved Desk Return with Pencil-Box-File	\$737
1	ACD	Center Drawer	\$174
1	MVLC	Low Wall Cabinet	\$1000

MNT8

TOTAL: \$2982

MEDINA LAMINATE SERIES TYPICALS

• Order complete suites using "MNT__" models.



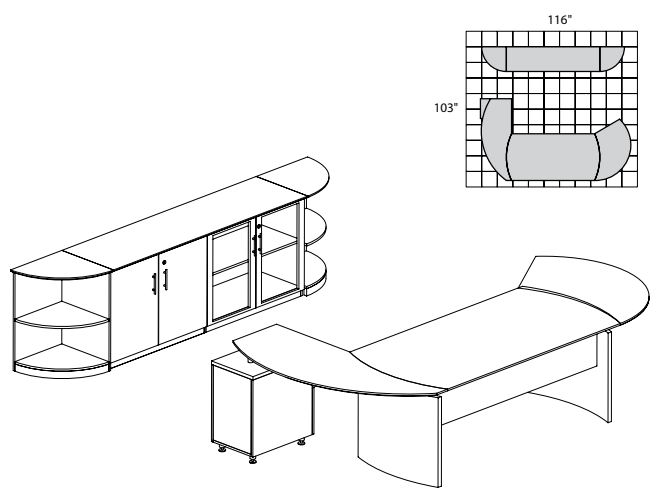
MEDINA SERIES – SUITE #9

Consists of:

QTY.	MODEL NO.	DESCRIPTION	LIST PRICE EACH
1	MND72	72"W Desk	\$690
1	MNEXTR	Curved Desk Ext.	\$417
1	MNRTPL	Curved Desk Return with Pencil-Box-File	\$737
1	ACD	Center Drawer	\$174
1	MVLC	Low Wall Cabinet	\$1000
1	MVBQ2	2 Shelf 1/4-Round	\$221
1	MVBQ2	2 Shelf 1/4-Round	\$221

MNT9

TOTAL: \$3460



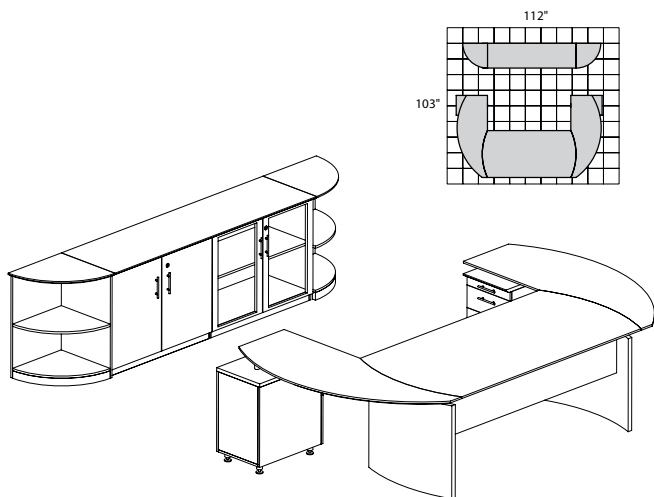
MEDINA SERIES – SUITE #10

Consists of:

QTY.	MODEL NO.	DESCRIPTION	LIST PRICE EACH
1	MND72	72"W Desk	\$690
1	MNEXTL	Curved Desk Ext.	\$417
1	MNRTPR	Curved Desk Return with Pencil-Box-File	\$737
1	ACD	Center Drawer	\$174
1	MVLC	Low Wall Cabinet	\$1000
1	MVBQ2	2 Shelf 1/4-Round	\$221
1	MVBQ2	2 Shelf 1/4-Round	\$221

MNT10

TOTAL: \$3460



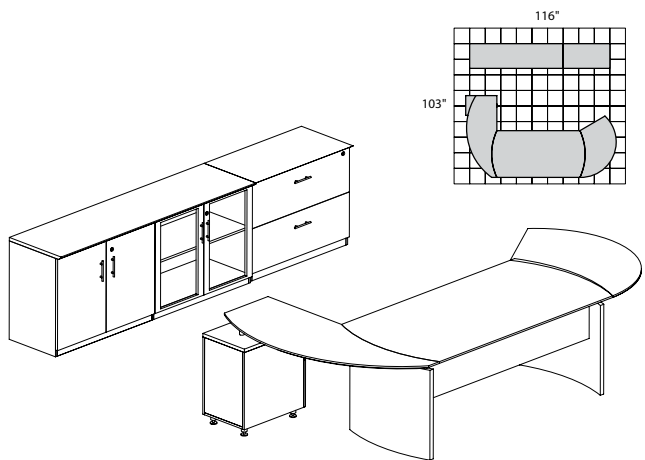
MEDINA SERIES – SUITE #13

Consists of:

QTY.	MODEL NO.	DESCRIPTION	LIST PRICE EACH
1	MND72	72"W Desk	\$690
1	MNRTPR	Curved Desk Return with Pencil-Box-File	\$737
1	MNRTPL	Curved Desk Return with Pencil-Box-File	\$737
1	ACD	Center Drawer	\$174
1	MVLC	Low Wall Cabinet	\$1000
1	MVBQ2	2 Shelf 1/4-Round	\$221
1	MVBQ2	2 Shelf 1/4-Round	\$221

MNT13

TOTAL: \$3780



MEDINA SERIES – SUITE #15

Consists of:

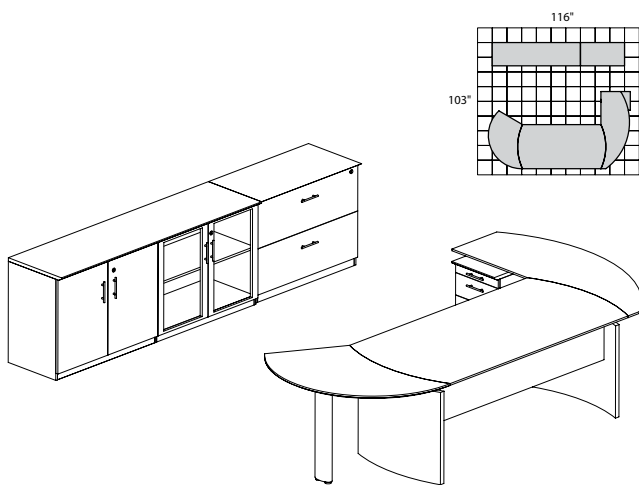
QTY.	MODEL NO.	DESCRIPTION	LIST PRICE EACH
1	MND72	72"W Desk	\$690
1	MNEXTL	Curved Desk Ext.	\$417
1	MNRTPR	Curved Desk Return with Pencil-Box-File	\$737
1	ACD	Center Drawer	\$174
1	MVLC	Low Wall Cabinet	\$1000
1	MVLF	Lateral File	\$860

MNT15

TOTAL: \$3878

MEDINA LAMINATE SERIES TYPICALS

• Order complete suites using "MNT__" models.



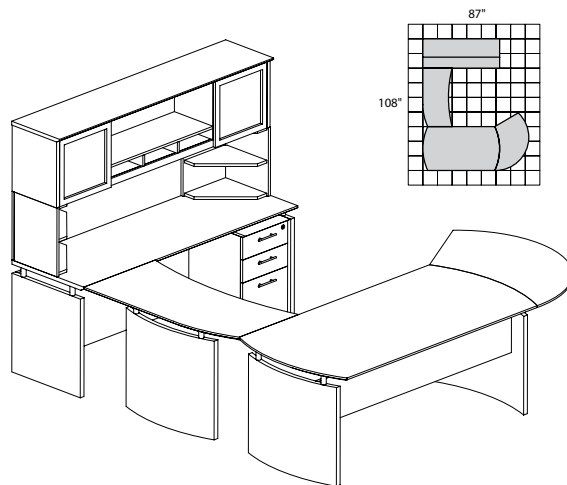
MEDINA SERIES – SUITE #16

Consists of:

QTY.	MODEL NO.	DESCRIPTION	LIST PRICE EACH
1	MND72	72"W Desk	\$690
1	MNEXTR	Curved Desk Ext.	\$417
1	MNRTPL	Curved Desk Return with Pencil-Box-File	\$737
1	ACD	Center Drawer	\$174
1	MVLC	Low Wall Cabinet	\$1000
1	MVLF	Lateral File	\$860

MNT16

TOTAL: \$3878



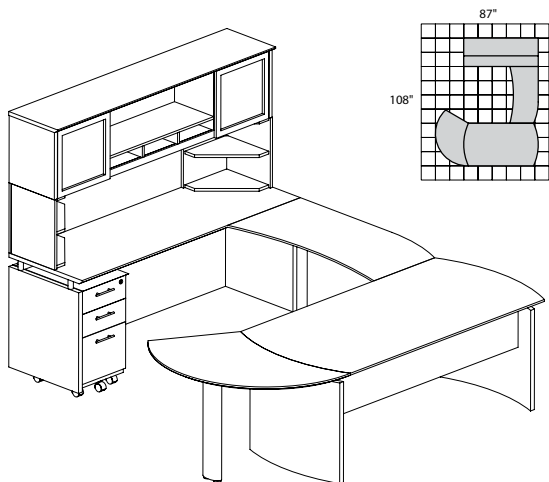
MEDINA SERIES – SUITE #29

Consists of:

QTY.	MODEL NO.	DESCRIPTION	LIST PRICE EACH
1	MND63	63"W Desk	\$654
1	MNEXTL	Curved Desk Ext.	\$417
1	ACD	Center Drawer	\$174
1	MNBDGR	Bridge Right-Hand	\$345
1	MNCNZ63	63"W Credenza	\$402
1	MNH63	63"W Hutch	\$685
1	MNBBF	Box Box File	\$453
2	MNPO	Corner Supports	\$113

MNT29

TOTAL: \$3356



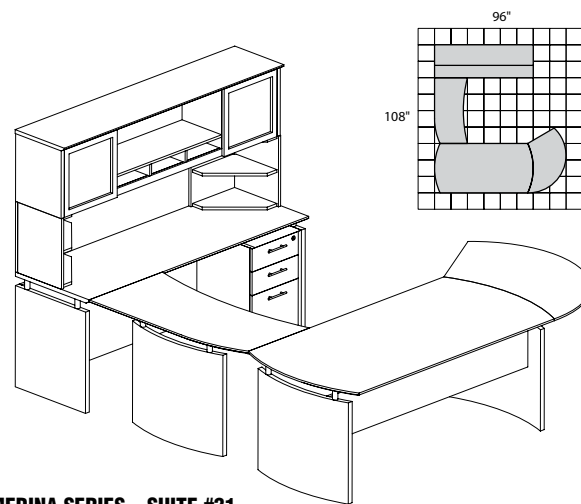
MEDINA SERIES – SUITE #30

Consists of:

QTY.	MODEL NO.	DESCRIPTION	LIST PRICE EACH
1	MND63	63"W Desk	\$654
1	MNEXTR	Curved Desk Ext.	\$417
1	ACD	Center Drawer	\$174
1	MNBDGL	Bridge Left-Hand	\$345
1	MNCNZ63	63"W Credenza	\$402
1	MNH63	63"W Hutch	\$685
1	MNBBF	Box Box File	\$453
2	MNPO	Corner Supports	\$113

MNT30

TOTAL: \$3356



MEDINA SERIES – SUITE #31

Consists of:

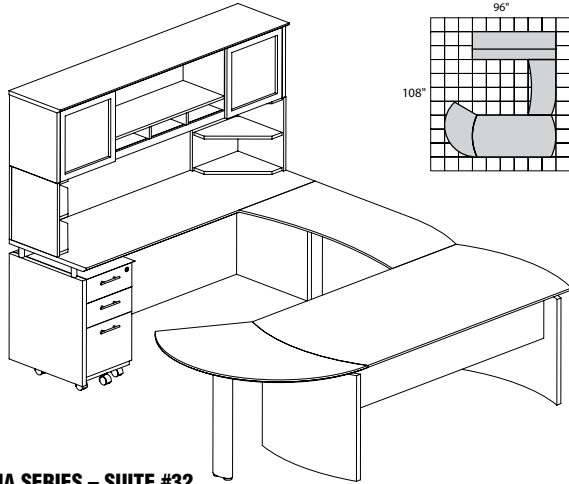
QTY.	MODEL NO.	DESCRIPTION	LIST PRICE EACH
1	MND72	72"W Desk	\$690
1	MNEXTL	Curved Desk Ext.	\$417
1	ACD	Center Drawer	\$174
1	MNBDGR	Bridge Right-Hand	\$345
1	MNCNZ72	72"W Credenza	\$448
1	MNH72	72"W Hutch	\$798
1	MNBBF	Box Box File	\$453
2	MNPO	Corner Supports	\$113

MNT31

TOTAL: \$3551

MEDINA LAMINATE SERIES TYPICALS

• Order complete suites using "MNT_" models.



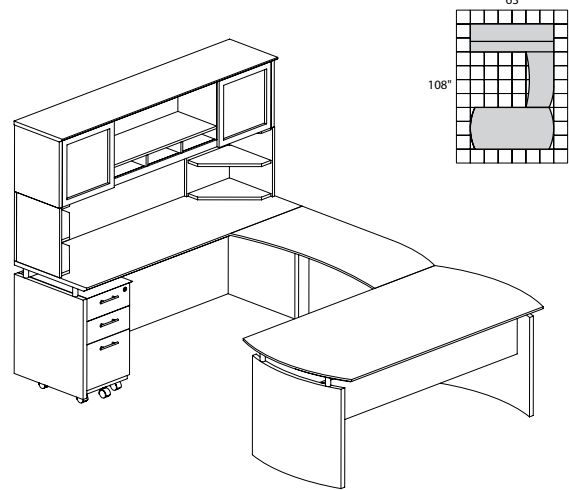
MEDINA SERIES – SUITE #32

Consists of:

QTY.	MODEL NO.	DESCRIPTION	LIST PRICE EACH
1	MND72	72"W Desk	\$690
1	MNEXTR	Curved Desk Ext.	\$417
1	ACD	Center Drawer	\$174
1	MNBDGL	Bridge Left-Hand	\$345
1	MNCNZ72	72"W Credenza	\$448
1	MNH72	72"W Hutch	\$798
1	MNBBF	Box Box File	\$453
2	MNPO	Corner Supports	\$113

MNT32

TOTAL: \$3551



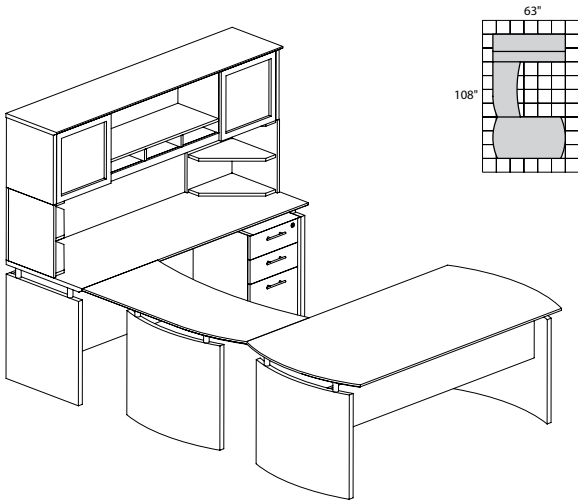
MEDINA SERIES – SUITE #33

Consists of:

QTY.	MODEL NO.	DESCRIPTION	LIST PRICE EACH
1	MND63	63"W Desk	\$654
1	ACD	Center Drawer	\$174
1	MNBDGL	Bridge Left-Hand	\$345
1	MNCNZ63	63"W Credenza	\$402
1	MNH63	63"W Hutch	\$685
1	MNBBF	Box Box File	\$453
2	MNPO	Corner Supports	\$113

MNT33

TOTAL: \$2939



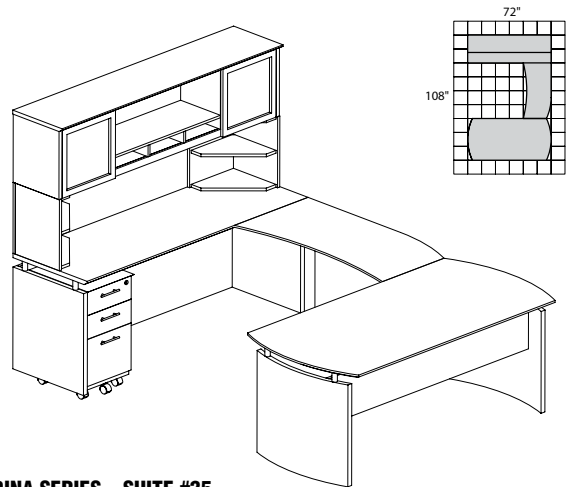
MEDINA SERIES – SUITE #34

Consists of:

QTY.	MODEL NO.	DESCRIPTION	LIST PRICE EACH
1	MND63	63"W Desk	\$654
1	ACD	Center Drawer	\$174
1	MNBDGR	Bridge Right-Hand	\$345
1	MNCNZ63	63"W Credenza	\$402
1	MNH63	63"W Hutch	\$685
1	MNBBF	Box Box File	\$453
2	MNPO	Corner Supports	\$113

MNT34

TOTAL: \$2939



MEDINA SERIES – SUITE #35

Consists of:

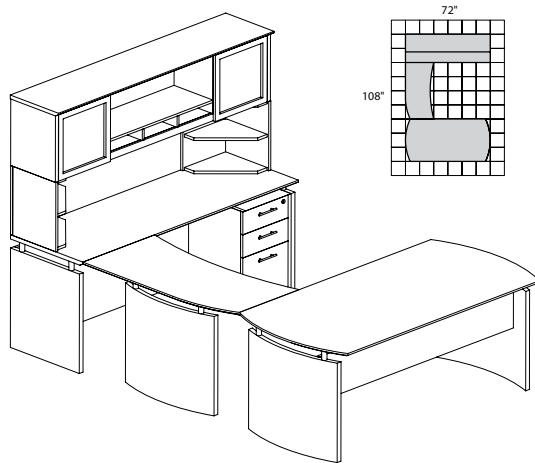
QTY.	MODEL NO.	DESCRIPTION	LIST PRICE EACH
1	MND72	72"W Desk	\$690
1	ACD	Center Drawer	\$174
1	MNBDGL	Bridge Left-Hand	\$345
1	MNCNZ72	72"W Credenza	\$448
1	MNH72	72"W Hutch	\$798
1	MNBBF	Box Box File	\$453
2	MNPO	Corner Supports	\$113

MNT35

TOTAL: \$3134

MEDINA LAMINATE SERIES TYPICALS

• Order complete suites using "MNT__" models.



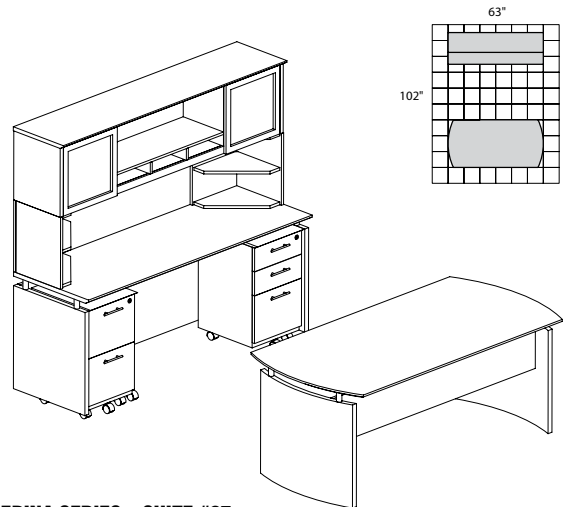
MEDINA SERIES – SUITE #36

Consists of:

QTY.	MODEL NO.	DESCRIPTION	LIST PRICE EACH
1	MND72	72"W Desk	\$690
1	ACD	Center Drawer	\$174
1	MNBDGR	Bridge Right-Hand	\$345
1	MNCNZ72	72"W Credenza	\$448
1	MNH72	72"W Hutch	\$798
1	MNBBF	Box Box File	\$453
2	MNPO	Corner Supports	\$113

MNT36

TOTAL: \$3134



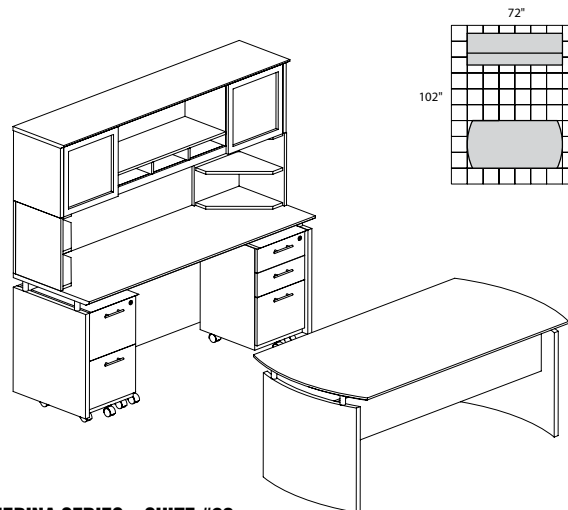
MEDINA SERIES – SUITE #37

Consists of:

QTY.	MODEL NO.	DESCRIPTION	LIST PRICE EACH
1	MND63	63"W Desk	\$654
1	ACD	Center Drawer	\$174
1	MNCNZ63	63"W Credenza	\$402
1	MNH63	63"W Hutch	\$685
1	MNBBF	Box Box File	\$453
1	MNFF	File File Ped	\$417
2	MNPO	Corner Supports	\$113

MNT37

TOTAL: \$3011



MEDINA SERIES – SUITE #38

Consists of:

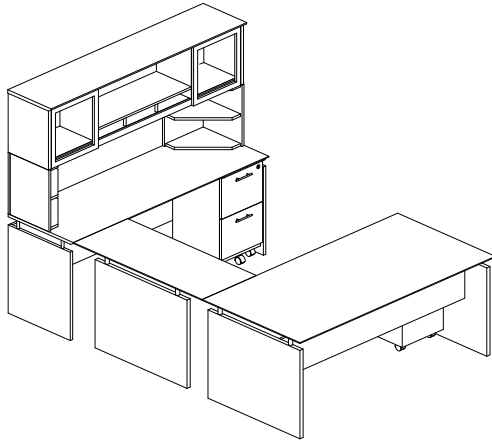
QTY.	MODEL NO.	DESCRIPTION	LIST PRICE EACH
1	MND72	72"W Desk	\$690
1	ACD	Center Drawer	\$174
1	MNCNZ72	72"W Credenza	\$448
1	MNH72	72"W Hutch	\$798
1	MNBBF	Box Box File	\$453
1	MNFF	File File Ped	\$417
2	MNPO	Corner Supports	\$113

MNT38

TOTAL: \$3206

MEDINA LAMINATE SERIES TYPICALS

• Order complete suites using "MNT__" models.



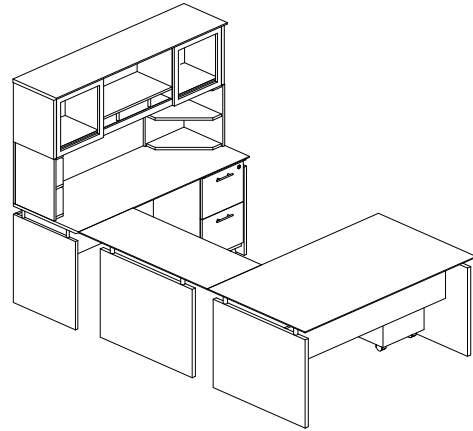
MEDINA SERIES – SUITE #39

Consists of:

QTY.	MODEL NO.	DESCRIPTION	LIST PRICE EACH
1	MNDS72	72"W Straight Desk	\$690
1	MNBDG	48" Universal Bridge	\$345
1	MNCNZ72	72" Credenza	\$448
1	MNBBF	Box Box File	\$453
1	MNFF	File File	\$417
1	MNH72	72"W Hutch	\$798
1	ACD	Center Drawer	\$174
2	MNPO	Hutch Supports	\$113

MNT39

TOTAL: \$3551



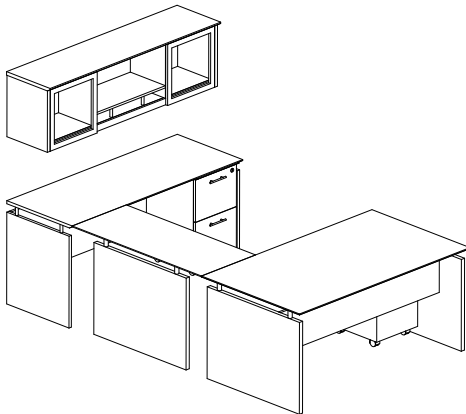
MEDINA SERIES – SUITE #40

Consists of:

QTY.	MODEL NO.	DESCRIPTION	LIST PRICE EACH
1	MNDS63	63"W Straight Desk	\$654
1	MNBDG	48" Universal Bridge	\$345
1	MNCNZ63	63" Credenza	\$402
1	MNBBF	Box Box File	\$453
1	MNFF	File File	\$417
1	MNH63	63"W Hutch	\$685
1	ACD	Center Drawer	\$174
2	MNPO	Hutch Supports	\$113

MNT40

TOTAL: \$3356



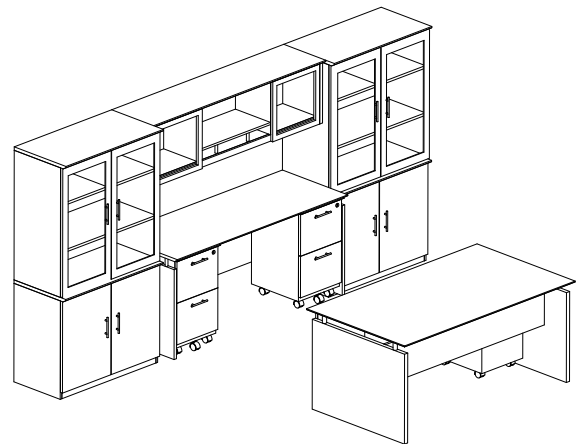
MEDINA SERIES – SUITE #41

Consists of:

QTY.	MODEL NO.	DESCRIPTION	LIST PRICE EACH
1	MNDS63	63"W Straight Desk	\$654
1	MNBDG	48" Universal Bridge	\$345
1	MNCNZ63	63" Credenza	\$402
1	MNBBF	Box Box File	\$453
1	MNFF	File File	\$417
1	MNH63	63"W Hutch	\$685
1	ACD	Center Drawer	\$174

MNT41

TOTAL: \$3130



MEDINA SERIES – SUITE #42

Consists of:

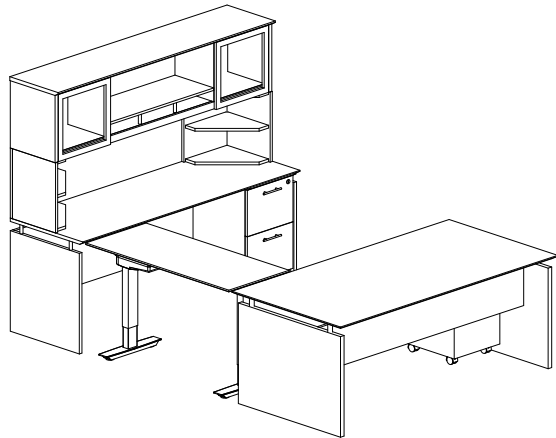
QTY.	MODEL NO.	DESCRIPTION	LIST PRICE EACH
1	MNDS63	63"W Straight Desk	\$654
1	MNCNZ63	63" Credenza	\$402
2	MNBBF	Box Box File	\$453
2	MNFF	File File	\$417
1	MNH63	63"W Hutch	\$685
2	MSC	Storage Cabinet	\$713
2	MGDC	Glass Door Cabinet	\$922
1	ACD	Center Drawer	\$174

MNT42

TOTAL: \$6925

MEDINA LAMINATE SERIES TYPICALS

• Order complete suites using "MNT__" models.



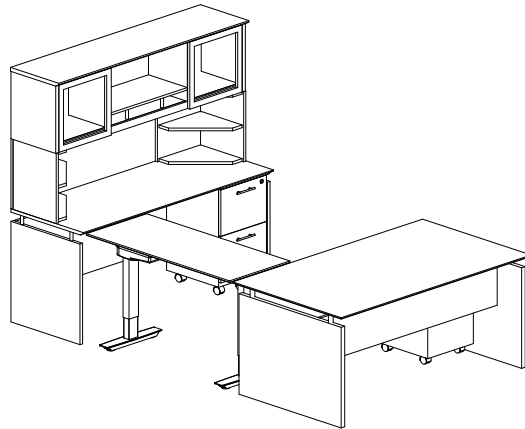
MEDINA SERIES – SUITE #43

Consists of:

QTY.	MODEL NO.	DESCRIPTION	LIST PRICE EACH
1	MNDS72	72"W Straight Desk	\$690
1	MNBDGH2	48" Universal 2-stage Height Adjustable Bridge	\$1445
1	MNCNZ72	72" Credenza	\$448
1	MNBBF	Box Box File	\$453
1	MNFF	File File	\$417
1	MNH72	72"W Hutch	\$798
1	ACD	Center Drawer	\$174
2	MNPO	Hutch Supports	\$113

MNT43H2

TOTAL: \$4651



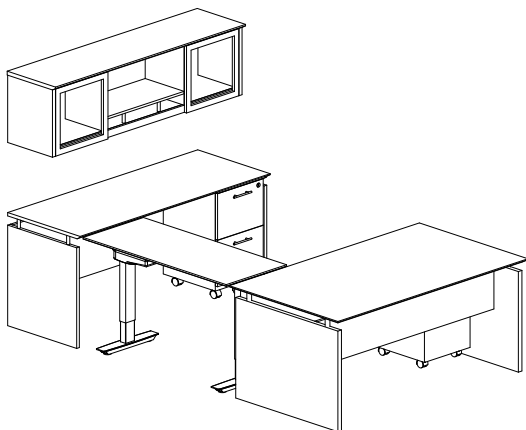
MEDINA SERIES – SUITE #44

Consists of:

QTY.	MODEL NO.	DESCRIPTION	LIST PRICE EACH
1	MNDS63	63"W Straight Desk	\$654
1	MNBDGH2	48" Universal 2-stage Height Adjustable Bridge	\$1445
1	MNCNZ63	63" Credenza	\$402
1	MNBBF	Box Box File	\$453
1	MNFF	File File	\$417
1	MNH63	63"W Hutch	\$685
1	ACD	Center Drawer	\$174
2	MNPO	Hutch Supports	\$113

MNT44H2

TOTAL: \$4456



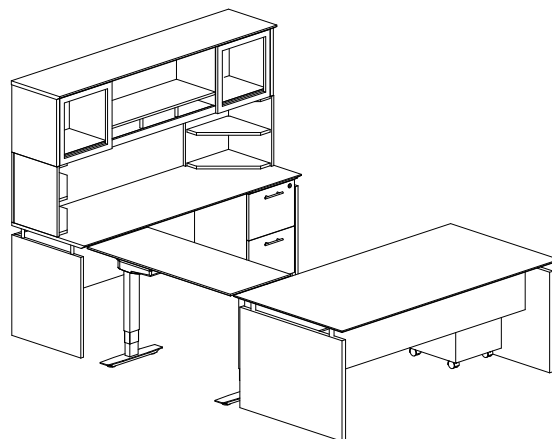
MEDINA SERIES – SUITE #45

Consists of:

QTY.	MODEL NO.	DESCRIPTION	LIST PRICE EACH
1	MNDS63	63"W Straight Desk	\$654
1	MNBDGH2	48" Universal 2-stage Height Adjustable Bridge	\$1445
1	MNCNZ63	63" Credenza	\$402
1	MNBBF	Box Box File	\$453
1	MNFF	File File	\$417
1	MNH63	63"W Hutch	\$685
1	ACD	Center Drawer	\$174

MNT45H2

TOTAL: \$4230



MEDINA SERIES – SUITE #46

Consists of:

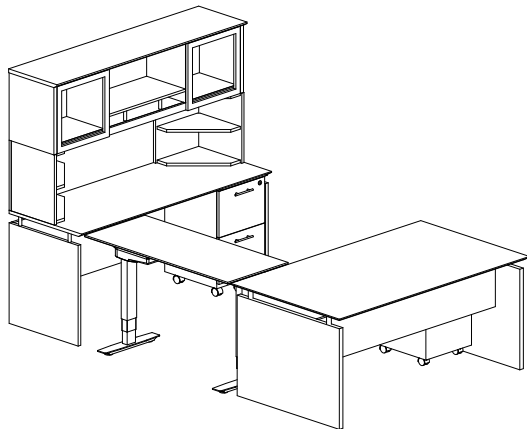
QTY.	MODEL NO.	DESCRIPTION	LIST PRICE EACH
1	MNDS72	72"W Straight Desk	\$690
1	MNBDGH3	48" Universal 3-stage Height Adjustable Bridge	\$1595
1	MNCNZ72	72" Credenza	\$448
1	MNBBF	Box Box File	\$453
1	MNFF	File File	\$417
1	MNH72	72"W Hutch	\$798
1	ACD	Center Drawer	\$174
2	MNPO	Hutch Supports	\$113

MNT46H3

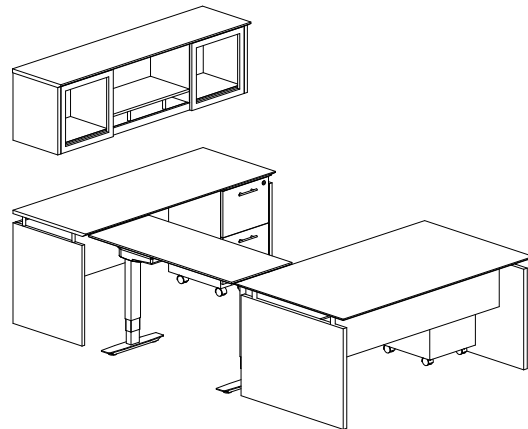
TOTAL: \$4801

MEDINA LAMINATE SERIES TYPICALS

- Order complete suites using "MNT__" models.

**MEDINA SERIES – SUITE #47****Consists of:**

QTY.	MODEL NO.	DESCRIPTION	LIST PRICE EACH
1	MNDS63	63"W Straight Desk	\$654
1	MNBDGH3	48" Universal 3-stage Height Adjustable Bridge	\$1595
1	MNCNZ63	63" Credenza	\$402
1	MNBBF	Box Box File	\$453
1	MNFF	File File	\$417
1	MNH63	63"W Hutch	\$685
1	ACD	Center Drawer	\$174
2	MNPO	Hutch Supports	\$113

MNT47H3**TOTAL: \$4606****MEDINA SERIES – SUITE #48****Consists of:**

QTY.	MODEL NO.	DESCRIPTION	LIST PRICE EACH
1	MNDS63	63"W Straight Desk	\$654
1	MNBDGH3	48" Universal 3-stage Height Adjustable Bridge	\$1595
1	MNCNZ63	63" Credenza	\$402
1	MNBBF	Box Box File	\$453
1	MNFF	File File	\$417
1	MNH63	63"W Hutch	\$685
1	ACD	Center Drawer	\$174

MNT48H3**TOTAL: \$4380**

ABERDEEN® LAMINATE SERIES



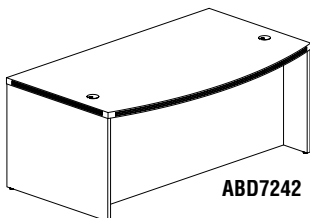
The Aberdeen Series of laminate casegoods combine fashionable aesthetics and unparalleled quality all in a package that is surprisingly affordable. Aberdeen's transitional style allows it to fit into any environment whether it be modular multi-station work areas or executive offices. Aberdeen provides exceptional abrasion and stain resistance along with technology and cable friendly components.

Laminate Options: Cherry, Mocha, Maple, and Gray Steel.

CARB Compliant: Aberdeen's core materials comply with Phase 2 of CARB's formaldehyde emission limits of composite wood materials.

- All models in all finishes are available on both the Quick-Ship and Fast Freight delivery programs with no quantity limitations.
- Horizontal surfaces feature fluted 3 MM PVC edge.
- Recommended under-cabinet LED Task Light is model EZDP. Other LED Task/Desk lighting is available in the ACCESSORIES section at the end of this price list.

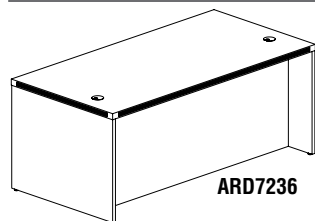
BOW FRONT DESK



- 1 5/8" thick work surface.
- Modesty panel is recessed 14 1/2" at center.
- Full-height, vertical grain, modesty panel included.
- Two grommets in surface, standard.

Model No.	Description	Dimensions	Wt.	List Price
ABD7242	72" Bowfront Desk	72"W x 42"D x 29 1/2"H	233#	\$873
ABD6642	66" Bowfront Desk	66"W x 42"D x 29 1/2"H	220#	\$830

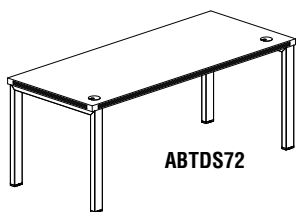
CONFERENCE FRONT DESK



- 1 5/8" thick work surface.
- Full-height, vertical grain, modesty panel included.
- Modesty panel is recessed 8 1/2" at center.
- Two grommets in surface, standard.

Model No.	Description	Dimensions	Wt.	List Price
ARD7236	72" Rectangular Conference Desk	72"W x 36"D x 29 1/2"H	215#	\$756

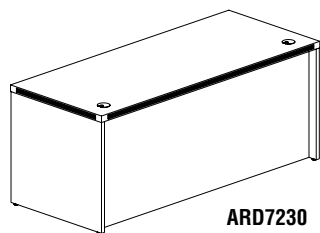
TABLE DESK



- Base Silver.
- Standard with two grommet holes for cable management.
- Not available in Maple.
- Available June 2017.

Model No.	Description	Dimensions	List Price
ABTDS60	Table Desk with Straight Top	60"W x 30"D x 29 1/2"H	\$763
ABTDS66	Table Desk with Straight Top	66"W x 30"D x 29 1/2"H	\$775
ABTDS72	Table Desk with Straight Top	72"W x 30"D x 29 1/2"H	\$787

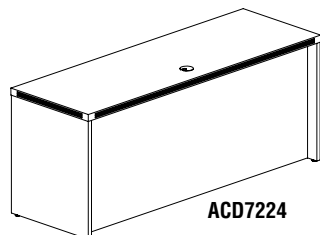
STRAIGHT FRONT DESK



- 1 5/8" thick work surface.
- Full-height, vertical grain, modesty panel included.
- Center drawer will not work with 60" Desk and 2 pedestals or desk and return / bridge.
- Modesty panel is recessed 2 1/2".
- Two grommets in surface, standard.

Model No.	Description	Dimensions	Wt.	List Price
ARD7230	72" Rectangular Desk	72"W x 30"D x 29 1/2"H	188#	\$699
ARD6630	66" Rectangular Desk	66"W x 30"D x 29 1/2"H	177#	\$653
ARD6030	60" Rectangular Desk	60"W x 30"D x 29 1/2"H	167#	\$610

CREDENZA



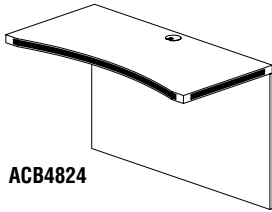
- 1 5/8" thick work surface.
- Full-height, vertical grain, modesty panel included.
- Modesty panel is recessed 3" for outlet clearance.
- One grommet in surface, standard.
- Mouse hole in modesty panel for cable pass through.

Model No.	Description	Dimensions	Wt.	List Price
ACD7224	72" Credenza	72"W x 24"D x 29 1/2"H	160#	\$610
ACD6624	66" Credenza	66"W x 24"D x 29 1/2"H	151#	\$582
ACD6024	60" Credenza	60"W x 24"D x 29 1/2"H	142#	\$552

WORKSPACES
 DESKS & STORAGE
 TABLES
 SEATING
 HIGH DENSITY STORAGE
 MAIL ROOM FURNITURE
 TECHNOLOGY FURNITURE
 DRAFTING FURNITURE
 ACCESSORIES
 PRODUCT INDEX

ABERDEEN LAMINATE SERIES

BRIDGE

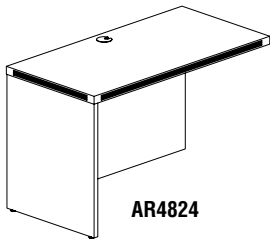


ACB4824

- Universal mounting to right or left side of desk.
- Not free-standing. Requires connection to credenza and desk.
- 1 5/8" thick work surface.
- Full-height, vertical grain modesty panel included.
- Modesty panel is flush.
- One grommet in surface, standard.
- Mouse hole in modesty panel for cable pass through.

Model No.	Description	Dimensions	Wt.	List Price
ACB4824	48" Curved Bridge	48"W x 24"D x 29 1/2"H	74#	\$376
ACB4224	42" Curved Bridge	42"W x 24"D x 29 1/2"H	63#	\$347

RETURN

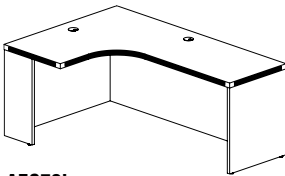


AR4824

- Returns are non-handed.
- Not free-standing. Requires connection to credenza, desk or extended corner.
- Mouse hole in modesty panel for cable pass through.
- Modesty panel is flush.
- One grommet in surface, standard.
- 1 5/8" thick work surface.
- Full-height, vertical grain modesty panel included.

Model No.	Description	Dimensions	Wt.	List Price
AR4824	48" Return	48"W x 24"D x 29 1/2"H	105#	\$436
AR4224	42" Return	42"W x 24"D x 29 1/2"H	96#	\$393
AR3624	36" Return	36"W x 24"D x 29 1/2"H	87#	\$363

EXTENDED CORNER

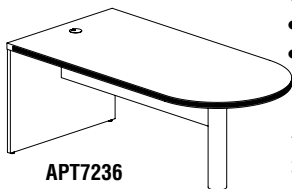


AEC72L

- 1 5/8" thick work surface.
- Full-height, vertical grain, modesty panel included.
- Modesty panel is recessed 3" for outlet clearance on desk side and flush on return side.
- Two grommets in surface, standard.
- Mouse hole in modesty panel (desk side) for cable pass through.

Model No.	Description	Dimensions	Wt.	List Price
AEC72L	72" Left Extended Corner Table	72"W x 48"D x 24"D Return	218#	\$975
AEC72R	72" Right Extended Corner Table	72"W x 48"D x 24"D Return	218#	\$975

FREESTANDING PENINSULA DESK

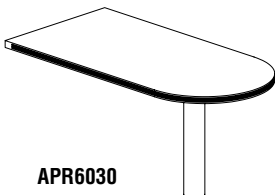


APT7236

- 1 5/8" thick work surface.
- Modesty panel is 12"H.
- One grommet in surface, standard.
- Mouse hole in modesty panel for cable pass through.
- Does not accommodate a center drawer.

Model No.	Description	Dimensions	Wt.	List Price
APT7236	72" Freestanding Peninsula	72"W x 36"D x 29 1/2"H	172#	\$842

PENINSULA RETURN



APR6030

- Not free-standing. Requires connection to credenza or desk.
- No grommet.
- No modesty panel.

Model No.	Description	Dimensions	Wt.	List Price
APR6030	60" Peninsula Return	60"W x 30"D x 29 1/2"H	80#	\$576

ABERDEEN LAMINATE SERIES

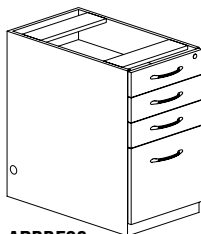
PEDESTAL FILE FOR DESK



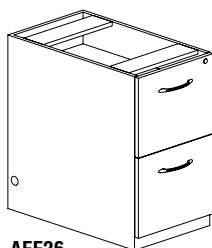
APBF26

- Pedestals have integrated cable management access at top and bottom of ped.
- Ped tops are unfinished. Must be attached to underside of surface.
- Pedestals feature dual-purpose pencil drawers for storing supplies or storing laptop computers.
- All locks are keyed alike. Lock cores are removable for keying suites individually.
- Curved metal pulls with brushed nickel finish.
- File drawers accommodate letter or legal size hanging file folders.
- Pedestals ship fully assembled.

Model No.	Description	Dimensions	Wt.	List Price
APBF26	Suspended Desk PBF Ped	15 1/4"W x 26 1/2"D x 22 1/2"H	76#	\$479
APBBF26	Desk PBBF Ped	15 1/4"W x 26 1/2"D x 27 1/2"H	90#	\$653
AFF26	Desk FF Ped	15 1/4"W x 26 1/2"D x 27 1/2"H	86#	\$625

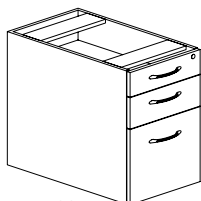


APBBF26



AFF26

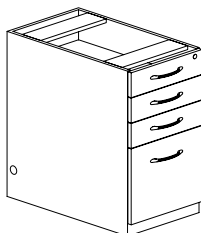
PEDESTAL FILE FOR CREDENZA/RETURN/EXTENDED CORNER



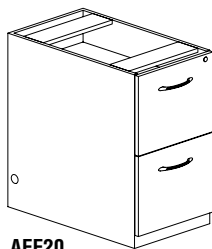
APBF20

- Pedestals have integrated cable management access at top and bottom of ped.
- Ped tops are unfinished. Must be attached to underside of surface.
- Pedestals feature dual-purpose pencil drawers for storing supplies or storing laptop computers.
- All locks are keyed alike. Lock cores are removable for keying suites individually.
- Mobile kit contains 1" thick surface and five (5) casters to be used for APBF20 only.
- Curved metal pulls with brushed nickel finish.
- File drawers accommodate letter or legal size hanging file folders.
- Pedestals ship fully assembled.

Model No.	Description	Dimensions	Wt.	List Price
APBF20	Suspended Credenza PBF Ped	15 1/4"W x 20"D x 22 1/2 "H	66#	\$430
APBBF20	Credenza PBBF Ped	15 1/4"W x 20"D x 27 1/2 "H	75#	\$582
AFF20	Credenza FF Ped	15 1/4"W x 20"D x 27 1/2 "H	74#	\$552
AMK20	Mobile Kit		14#	\$145



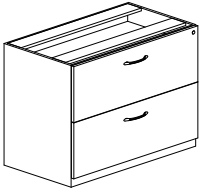
APBBF20



AFF20

ABERDEEN LAMINATE SERIES

LATERAL FILE FOR CREDENZA/RETURN/EXTENDED CORNER



ACLF36

- Credenza Laterals slide easily under any surface.
- Credenza Lateral top is unfinished.
- Drawers can support up to 2 lbs. per inch.
- Curved metal pulls with brushed nickel finish.
- All locks are keyed alike. Lock cores are removable for keying suites individually.

Model No.	Description	Dimensions	Wt.	List Price
ACLF36	36" Credenza Lateral File	36"W x 20"D x 27 1/2"H	126#	\$800

FREESTANDING LATERAL FILE

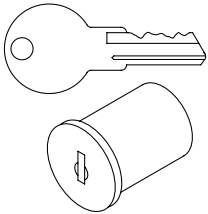


AFLF30

- 1 5/8" surface allows it to be used alone or next to any credenza or return.
- Drawers can support up to 2 lbs. per inch.
- Drawers can be configured for front-to-back or side-to-side filing.
- Curved metal pulls with brushed nickel finish.
- All locks are keyed alike. Lock cores are removable for keying suites individually.

Model No.	Description	Dimensions	Wt.	List Price
AFLF30	30" Freestanding Lateral File	30"W x 24"D x 29 1/2"H	201#	\$945
AFLF36	36" Freestanding Lateral File	36"W x 24"D x 29 1/2"H	240#	\$1017

REPLACEMENT LOCK CORES

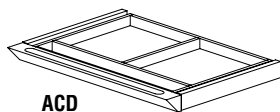


- Allows pedestals and laterals to be keyed uniquely for up to 15 different workstations.
- Master key available.
- Must purchase a core removal tool to change locks cores.

Model No.	Description	Wt.	List Price
REALCC0311 through REALCC0325 (Silver)	Replacement core with keys	1#	\$22
REALCRK	Core removal tool	1#	\$22
REALCMK	Master Key	1#	\$22

ABERDEEN LAMINATE SERIES

CENTER DRAWER

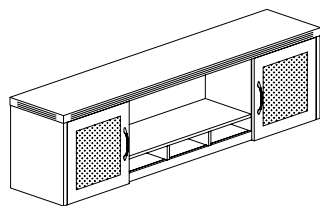


ACD

- Can be used under any worksurface (except APT7236 Peninsula Desk).
- Solid wood frame construction.
- Drawer operates smoothly on full-extension ball bearing suspension.
- Available in graphite with Black drawer front only.

Model No.	Description	Dimensions	Wt.	List Price
ACD	Center Drawer	25"W x 18"D x 2"H	32#	\$174

WALL MOUNT HUTCH

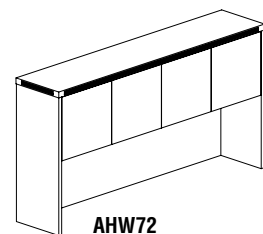


AWG72

- Hutch with two textured glass doors, central opening and pigeon hole slots.
- Central opening sized for binder storage.
- Wall mounting brackets included.
- Curved metal pulls with brushed nickel finish.
- Maximum 150 lb. weight capacity.

Model No.	Description	Dimensions	Wt.	List Price
AWG72	72" Wall Mount Hutch	72"W x 15"D x 19 1/8"H	121#	\$716

HUTCH WITH WOOD DOORS

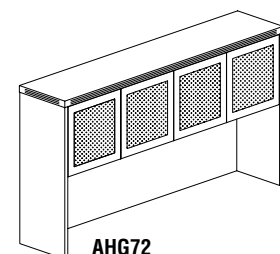


AHW72

- Features four cabinet styled doors with self-closing hinges.
- Back panel features two cable grommets.
- 21 1/2" clearance between work surface and bottom of shelf.
- Accepts optional fabric tack panel and task light.

Model No.	Description	Dimensions	Wt.	List Price
AHW72	72" Hutch with Wood Doors	72"W x 15"D x 39 1/8"H	142#	\$727
AHW66	66" Hutch with Wood Doors	66"W x 15"D x 39 1/8"H	134#	\$683
AHW60	60" Hutch with Wood Doors	60"W x 15"D x 39 1/8"H	126#	\$639

HUTCH WITH GLASS DOORS



AHG72

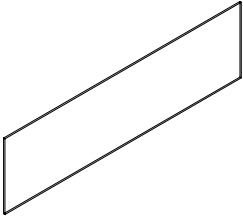
- Textured glass highlight cabinet contents and still provide privacy.
- Glass is tempered for safety and durability.
- Features four cabinet styled doors with self-closing hinges.
- Back panel features two cable grommets.
- 21 1/2" clearance between work surface and bottom of shelf.
- Accepts optional fabric tack panel and task light.

Model No.	Description	Dimensions	Wt.	List Price
AHG72	72" Hutch with Glass Doors	72"W x 15"D x 39 1/8"H	142#	\$1017

NOTE: Recommended under-cabinet LED Task Light is model EZDP.
 Other LED Task/Desk lighting is available in the ACCESSORIES section at the end of this price list.

ABERDEEN LAMINATE SERIES

HUTCH TACK PANEL

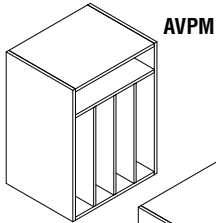


AFTP72

- Tack panel attaches to hutch back panel using adhesive tape.
- Allows for access to the hutch's grommet for cable management.
- Available in Black fabric only.

Model No.	Description	Dimensions	Wt.	List Price
AFTP72	72" Fabric Tack Panel	69 3/4"W x 1/2"D x 19 1/4"H	6#	\$203
AFTP66	66" Fabric Tack Panel	63 3/4"W x 1/2"D x 19 1/4"H	6#	\$174
AFTP60	60" Fabric Tack Panel	57 3/4"W x 1/2"D x 19 1/4"H	5#	\$158

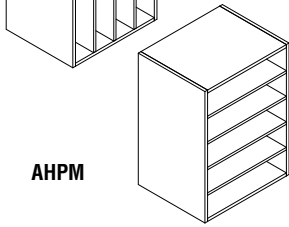
PAPER MANAGEMENT ORGANIZERS



AVPM

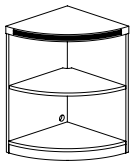
- Can accommodate "legal" sized documents.
- Sized to fit under hutch.

Model No.	Description	Dimensions	Wt.	List Price
AVPM	Vertical Paper Management	15"W x 11 3/4"D x 20 1/4"H	31#	\$203
AHPM	Horizontal Paper Management	15"W x 11 3/4"D x 20 1/4"H	32#	\$203



AHPM

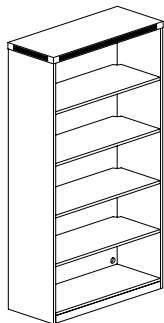
BOOKCASES



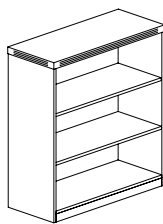
ABQ2

- Shelves are adjustable on 1 1/4" increments with 5" of total adjustment.
- Shelves contain corner mouse holes for vertical cable management.
- Back panel provides grommet for wall access.
- Quarter Round Bookcase shelf support 25 lbs per shelf.
- Standard Bookcases support 75 lbs per shelf evenly distributed.

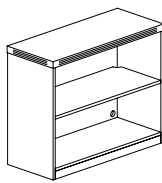
Model No.	Description	Dimensions	Wt.	List Price
AB5S36	5 Shelf Bookcase (1 fixed shelf)	36"W x 12"D x 68 3/4"H	175#	\$683
AB3S36	3 Shelf Bookcase	36"W x 12"D x 39 1/8"H	117#	\$567
AB2S36	2 Shelf Bookcase	36"W x 12"D x 29 1/2"H	93#	\$465



AB5S36



AB3S36



AB2S36

ABERDEEN LAMINATE SERIES

PERSONAL STORAGE TOWER

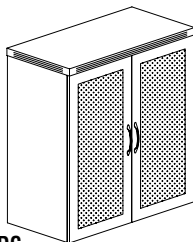


APST

- Includes 7 3/4" wardrobe section with a hanging rod and 4 adjustable shelves.
- Storage section includes two adjustable shelves on 1 1/4" increments with a total of 5" of adjustment.
- File section includes two file drawers.
- Curved metal pulls with brushed nickel finish. Additional pull options available.
- Ships in two cartons.

Model No.	Description	Dimensions	Wt.	List Price
APST	Personal Storage Tower	24"W x 24"D x 68 3/4"H	248#	\$1164

GLASS DISPLAY CABINET

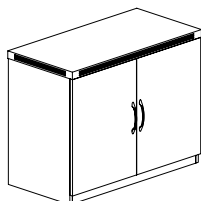


AGDC

- Textured glass highlight cabinet contents and still provide privacy.
- Glass is tempered for safety and durability.
- Two (2) adjustable shelves on 1 1/4" increments with a total of 5" of adjustment.
- Curved metal pulls with brushed nickel finish. Additional pull options available.
- Grommet in back panel for wall access.
- Mouse hole in shelf to permit vertical routing of cables.

Model No.	Description	Dimensions	Wt.	List Price
AGDC	Glass Display Cabinet	36"W x 18"D x 39 1/4"H	135#	\$945

STORAGE CABINET

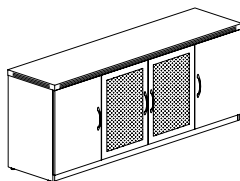


ASC

- Self-closing hinged doors.
- One shelf adjustable on 1 1/4" increments with a total of 5" of adjustment.
- Shelf contains corner mouse hole for vertical cable management.
- Mouse hole in back panel for wall access.
- Curved metal pulls with brushed nickel finish. Additional pull options available.

Model No.	Description	Dimensions	Wt.	List Price
ASC	Storage Cabinet	36"W x 18"D x 29 1/2"H	132#	\$727

LOW WALL CABINET



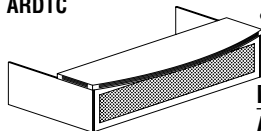
ALC

- Self-closing hinged doors.
- One shelf per compartment adjustable on 1 1/4" increments with a total of 5" of adjustment. (3 shelves total)
- Shelves contain corner mouse hole for vertical cable management.
- Mouse hole in back panel for wall access.
- Curved metal pulls with brushed nickel finish standard. Also includes Brighton handles. Additional pull options available.

Model No.	Description	Dimensions	Wt.	List Price
ALC	Low Wall Cabinet	72"W x 18"D x 29 1/2"H	173#	\$1310

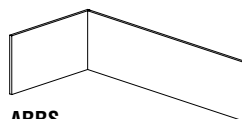
RECEPTION ACCESSORIES

ARDC



- For main reception desk. To be used on ARD7236.
- Textured glass front panel.
- 1 5/8" thick bow front transaction counter. 6" overhang.
- Transaction counter measures 72"H x 21"D x 15 5/8"H.

Model No.	Description	Dimensions	Wt.	List Price
ARDC	72" Reception Transaction Counter	72"W x 42"D x 15 5/8"H	113#	\$683



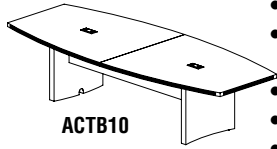
ARRS

- To be used on top of desk return AR4824.
- Reception screen is symmetrical and non-handed.

Model No.	Description	Dimensions	Wt.	List Price
ARRS	48" Reception Return Screen	48"W x 24"D x 14"H	28#	\$230

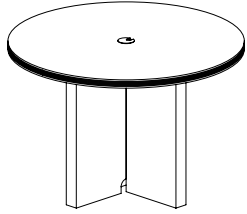
ABERDEEN LAMINATE SERIES

CONFERENCE TABLES



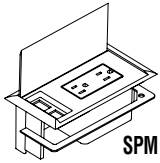
ACTB10

- 1 5/8" thick work surface.
- Surfaces feature hollow core construction.
- Boat-shaped conference tables standard with two grommets (6' has one centered grommet, 18' has 3 grommets).
- Boat-shaped conference tables accept power module for power and data access. to operate computers and presentation equipment during meetings.
- Round conference tables have one round grommet.
- Conference table legs have cable chimney for concealed cable management from surface to floor.
- Tops larger than 96" have multi-piece top surfaces connected via steel cam post and steel connecting plates.
- Large conference tables ship in multiple cartons.
- Structural modesty panel conceals horizontal cable management.
- ACTB18 not available in Gray Steel.




ACTR42


Model No.	Description	Dimensions	Wt.	List Price
ACTB18	18' Conference Table, Boat Surface	216"W x 48"D x 29 1/2"H	650#	\$3466
ACTB12	12' Conference Table, Boat Surface	144"W x 48"D x 29 1/2"H	500#	\$2014
ACTB10	10' Conference Table, Boat Surface	120"W x 48"D x 29 1/2"H	416#	\$1684
ACTB8	8' Conference Table, Boat Surface	96"W x 48"D x 29 1/2"H	344#	\$1393
ACTB6	6' Conference Table, Boat Surface	72"W x 36"D x 29 1/2"H	233#	\$960
ACTR42	42" Round Conference Table	42"Dia x 29 1/2"H	105#	\$678



SPM

Model No.	Description	List Price
SPM 	6 1/4"W x 4"D x 1 1/2"H Optional Power Module, UL Listed [includes RJ11-Cat 3 coupler (phone) and RJ45 coupler (data)] – 6' power cord	\$298

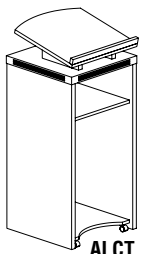
CONFERENCE ACCESSORIES



AVPB

- White dry-erase board in center panel that features magnetic, non-ghosting surface.
- Marker board can be used for projection.
- Sculpted lower tray holds markers, erasers, etc.
- Inside face of doors covered in tackable Black fabric.
- Wall mounting brackets included.

Model No.	Description	Dimensions	Wt.	List Price
AVPB	Visual Presentation Board	48"W x 2 3/8"D x 48"H	80#	\$901



ALCT

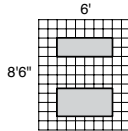
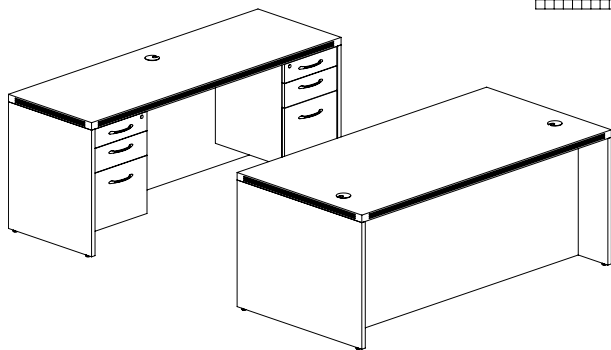
- One fixed shelf.
- Four casters concealed in lectern base, non-locking.
- Angled stand has stop to prevent papers from sliding.
- Top surface has a grommet for cable pass-through.

Model No.	Description	Dimensions	Wt.	List Price
ALCT	Lectern	18"W x 18"D x 44"H	78#	\$522

*Note: Refer to Accessories section pages 388-390 for keyboard supports, lighting and other ergonomic options.

ABERDEEN LAMINATE SERIES TYPICALS

• Order complete suites using "AT__" models.



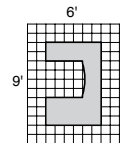
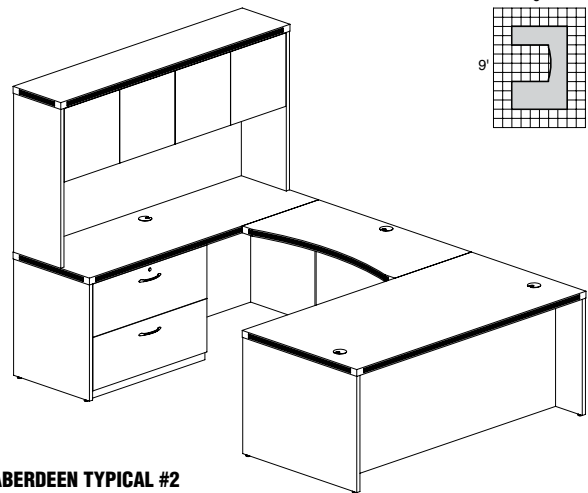
ABERDEEN TYPICAL #1

Consists of:

QTY.	MODEL NO.	DESCRIPTION	LIST PRICE EACH
1	ARD7236	Rectangular Conference Desk 72"W x 36"D	\$756
1	ACD7224	Credenza 72"W x 24"D	\$610
2	APBF26	Suspended Desk Pencil/Box/File Pedestal	\$479
2	APBF20	Suspended Credenza Pencil/Box/File Pedestal	\$430

AT1

TOTAL: **\$3184**



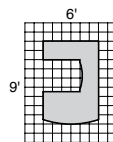
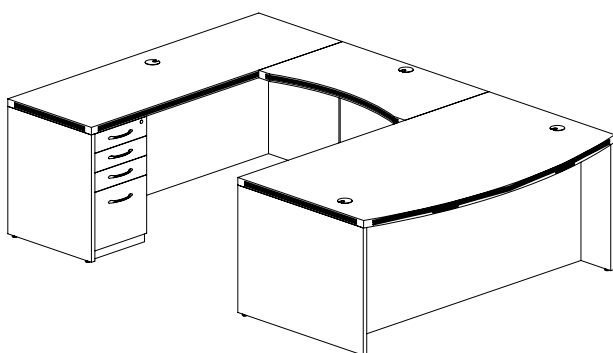
ABERDEEN TYPICAL #2

Consists of:

QTY.	MODEL NO.	DESCRIPTION	LIST PRICE EACH
1	ARD7236	Rectangular Conference Desk 72"W x 36"D	\$756
1	ACD7224	Credenza 72"W x 24"D	\$610
1	ACB4824	Contour Bridge 48"W x 24"D	\$376
1	APBF26	Suspended Desk Pencil/Box/File Pedestal	\$479
1	ACLF36	Credenza Lateral File 36"W x 20"D	\$800
1	AHW72	Hutch with Wood Doors 72"W	\$727

AT2

TOTAL: **\$3748**



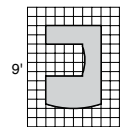
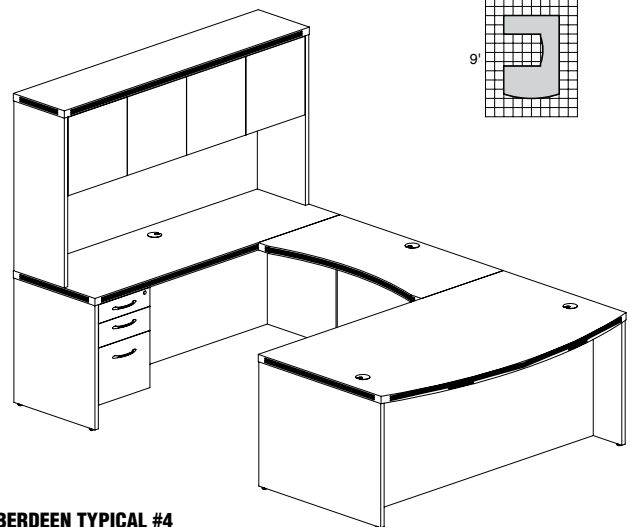
ABERDEEN TYPICAL #3

Consists of:

QTY.	MODEL NO.	DESCRIPTION	LIST PRICE EACH
1	ABD7242	Bowfront Desk 72"W x 42"D	\$873
1	ACD7224	Credenza 72"W x 24"D	\$610
1	ACB4224	Contour Bridge 42"W x 24"D	\$347
1	APBBF26	Desk Pencil/Box/Box/File Pedestal	\$653
1	APBBF20	Credenza Pencil/Box/Box/File Pedestal	\$582

AT3

TOTAL: **\$3065**



ABERDEEN TYPICAL #4

Consists of:

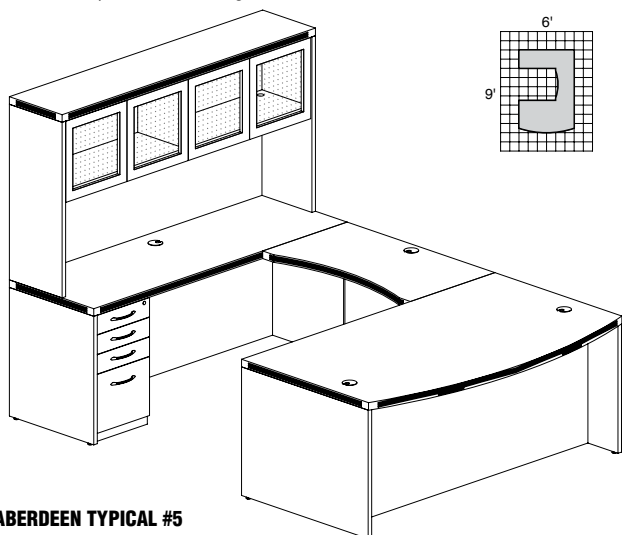
QTY.	MODEL NO.	DESCRIPTION	LIST PRICE EACH
1	ABD7242	Bowfront Desk 72"W x 42"D	\$873
1	ACD7224	Credenza 72"W x 24"D	\$610
1	ACB4824	Contour Bridge 48"W x 24"D	\$376
1	APBF26	Suspended Desk Pencil/Box/File Pedestal	\$479
1	APBF20	Suspended Credenza Pencil/Box/File Pedestal	\$430
1	AHW72	Hutch with Wood Doors 72"W	\$727

AT4

TOTAL: **\$3495**

ABERDEEN LAMINATE TYPICALS

• Order complete suites using "AT_" models.



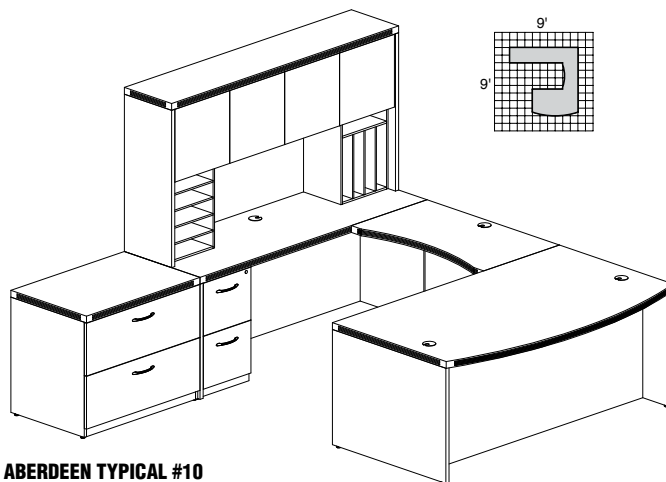
ABERDEEN TYPICAL #5

Consists of:

QTY.	MODEL NO.	DESCRIPTION	LIST PRICE EACH
1	ABD7242	Bowfront Desk 72"W x 42"D	\$873
1	ACD7224	Credenza 72"W x 24"D	\$610
1	ACB4224	Contour Bridge 42"W x 24"D	\$347
1	APBBF26	Desk Pencil/Box/Box/File Pedestal	\$653
1	APBBF20	Credenza Pencil/Box/Box/File Pedestal	\$582
1	AHG72	Hutch with Glass Doors 72"W	\$1017

AT5

TOTAL: \$4082



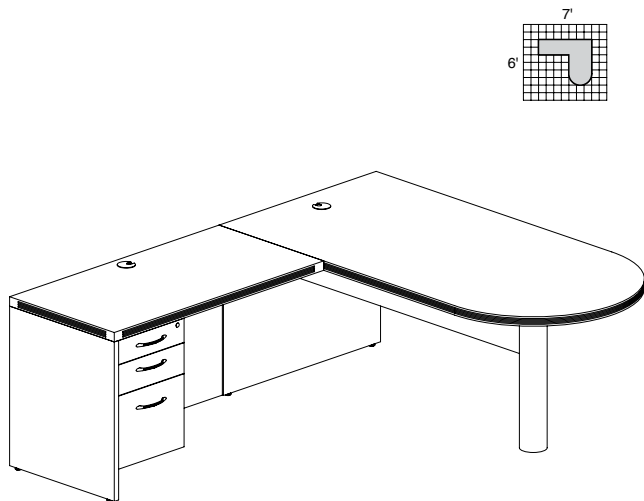
ABERDEEN TYPICAL #10

Consists of:

QTY.	MODEL NO.	DESCRIPTION	LIST PRICE EACH
1	ABD7242	Bowfront Desk 72"W x 42"D	\$873
1	ACB4224	Contour Bridge 42"W x 24"D	\$347
1	ACD7224	Credenza 72"W x 24"D	\$610
1	APBBF26	Desk Pencil/Box/Box/File Pedestal	\$653
1	AFF20	Credenza File/File Pedestal	\$552
1	AFLF36	Freestanding Lateral File 36"W x 24"D	\$1017
1	AHW72	Hutch with Wood Doors 72"W	\$727
1	AHPM	Horizontal Paper Management	\$203
1	AVPM	Vertical Paper Management	\$203

AT10

TOTAL: \$5186



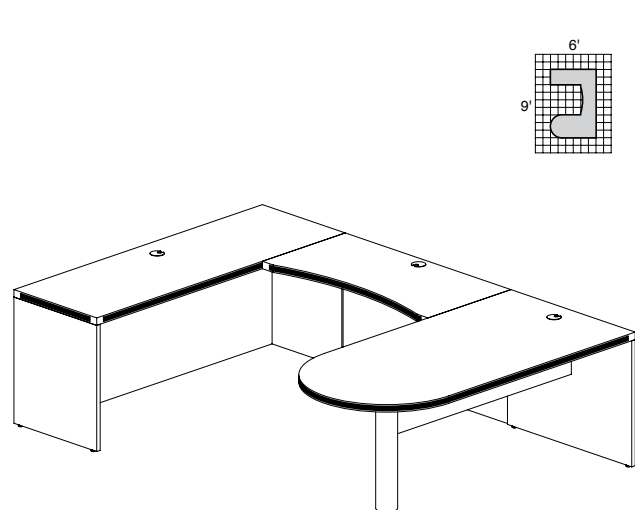
ABERDEEN TYPICAL #11

Consists of:

QTY.	MODEL NO.	DESCRIPTION	LIST PRICE EACH
1	APT7236	Freestanding Peninsula 72"W x 36"D	\$842
1	AR4824	Return 48"W x 24"D	\$436
1	APBF20	Suspended Credenza Pencil/Box/File Pedestal	\$430

AT11

TOTAL: \$1709



ABERDEEN TYPICAL #14

Consists of:

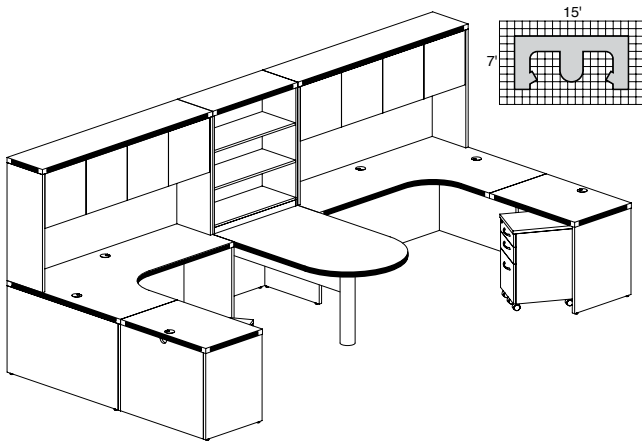
QTY.	MODEL NO.	DESCRIPTION	LIST PRICE EACH
1	APT7236	Freestanding Peninsula 72"W x 36"D	\$842
1	ACB4824	Contour Bridge 48"W x 24"D	\$376
1	ACD7224	Credenza 72"W x 24"D	\$610

AT14

TOTAL: \$1828

ABERDEEN LAMINATE TYPICALS

• Order complete suites using "AT__" models.



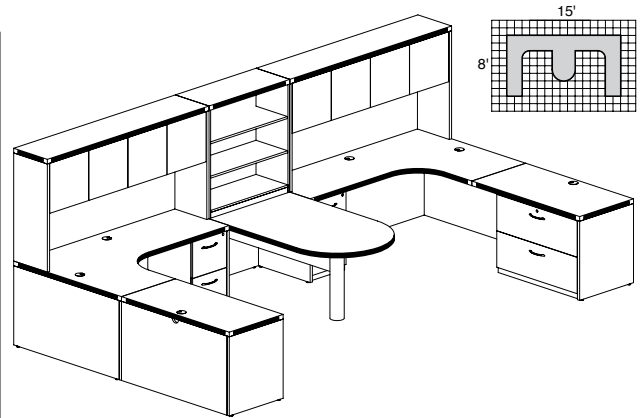
ABERDEEN TYPICAL #17

Consists of:

QTY.	MODEL NO.	DESCRIPTION	LIST PRICE EACH
1	APT7236	Freestanding Peninsula 72"W x 36"D	\$842
1	AEC72R	Extended Corner, Right 72"W x 48"D	\$975
1	AEC72L	Extended Corner, Left 72"W x 48"D	\$975
2	AR3624	Return 36"W x 24"D	\$363
2	APBF20	Suspended Credenza Pencil/Box/File Pedestal	\$430
2	AMK20	Mobile Kit for Suspended Credenza Pedestal	\$145
2	AHW72	Hutch with Wood Doors 72"W	\$727
1	AB3S36	3-Shelf Bookcase	\$567

AT17

TOTAL: \$6689



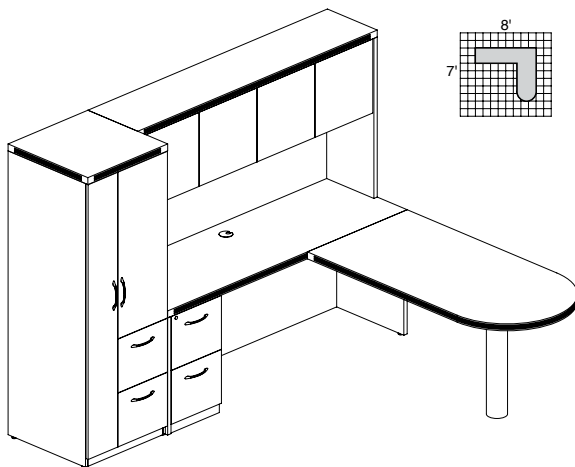
ABERDEEN TYPICAL #18

Consists of:

QTY.	MODEL NO.	DESCRIPTION	LIST PRICE EACH
1	APT7236	Freestanding Peninsula 72"W x 36"D	\$842
1	AEC72R	Extended Corner, Right 72"W x 48"D	\$975
1	AEC72L	Extended Corner, Left 72"W x 48"D	\$975
2	AFTP72	72" Fabric Tack Panel	\$203
2	AR4824	Return 48"W x 24"D	\$436
2	AFF20	Suspended Credenza Pencil/box/File Pedestal	\$552
2	ACLF36	Credenza Lateral File 36"W x 20"D	\$800
2	AHW72	Hutch with Wood Doors 72"W	\$727
1	AB3S36	3-Shelf Bookcase	\$567

AT18

TOTAL: \$8795



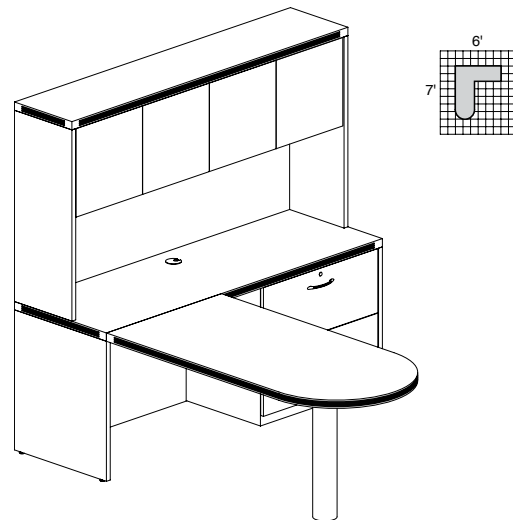
ABERDEEN TYPICAL #22

Consists of:

QTY.	MODEL NO.	DESCRIPTION	LIST PRICE EACH
1	APR6030	Peninsula Return 60"W x 30"D	\$576
1	ACD7224	Credenza 72"W x 24"D	\$610
1	AFF20	Credenza File/File Pedestal	\$552
1	APST	Personal Storage Tower	\$1164
1	AHW72	Hutch with Wood Doors 72"W	\$727

AT22

TOTAL: \$3629



ABERDEEN TYPICAL #24

Consists of:

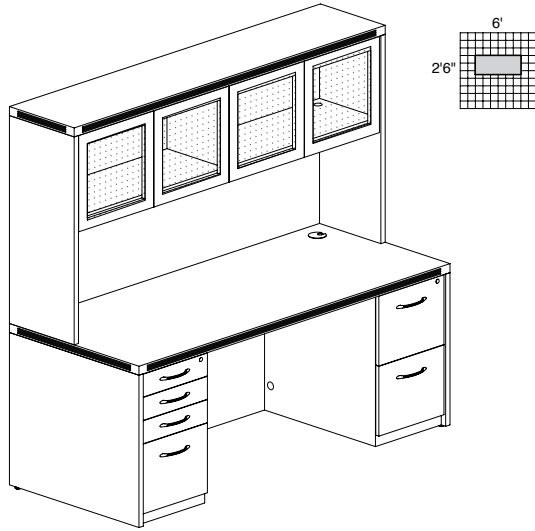
QTY.	MODEL NO.	DESCRIPTION	LIST PRICE EACH
1	APR6030	Peninsula Return 60"W x 30"D	\$576
1	ACD7224	Credenza 72"W x 24"D	\$610
1	AHW72	Hutch with Wood Doors 72"W	\$727

AT24

TOTAL: \$1913

ABERDEEN LAMINATE TYPICALS

• Order complete suites using "AT__" models.



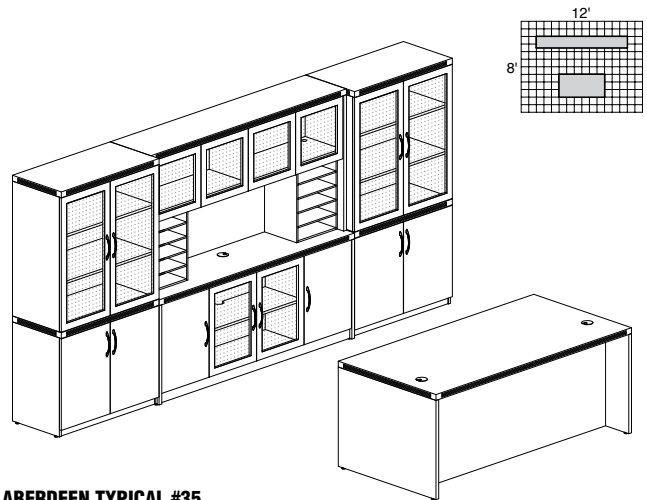
ABERDEEN TYPICAL #34

Consists of:

QTY.	MODEL NO.	DESCRIPTION	LIST PRICE EACH
1	ARD7230	Rectangular Desk 72"W x 30"D	\$699
1	APBBF26	Desk Pencil/Box/Box/File Pedestal	\$653
1	AFF26	Desk File/File Pedestal	\$625
1	AHG72	Hutch with Glass Doors 72"W	\$1017

AT34

TOTAL: \$2994



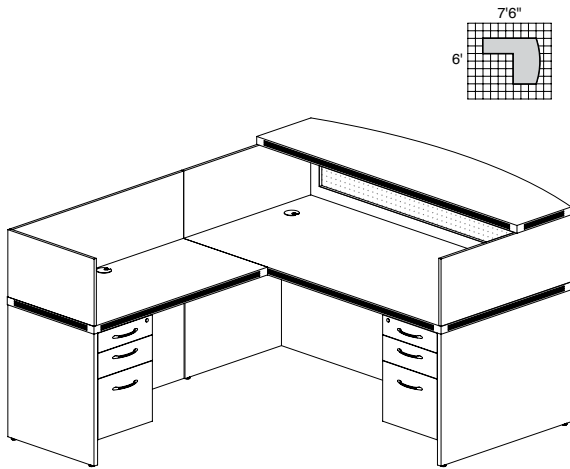
ABERDEEN TYPICAL #35

Consists of:

QTY.	MODEL NO.	DESCRIPTION	LIST PRICE EACH
1	ARD7236	Rectangular Conference Desk 72"W x 36"D	\$756
1	APBBF26	Desk Pencil/Box/Box/File Pedestal	\$653
1	AFF26	Desk File/File Pedestal	\$625
1	ALC	Low Wall Cabinet	\$1310
2	ASC	Storage Cabinet	\$727
2	AGDC	Glass Display Cabinet	\$945
1	AHG72	Hutch with Glass Doors 72"W	\$1017
2	AHPM	Horizontal Paper Management	\$203

AT35

TOTAL: \$8111



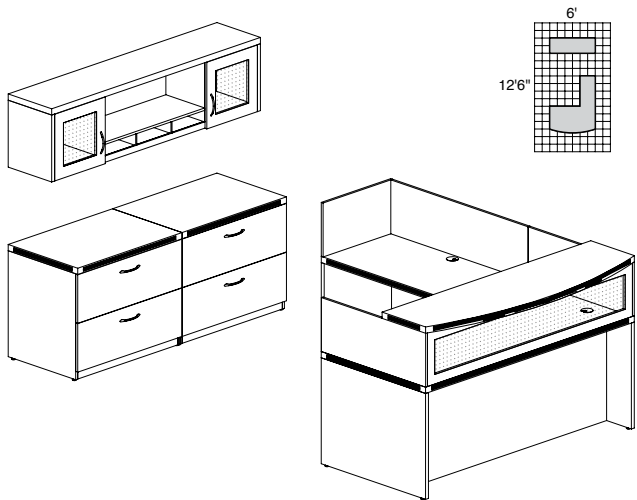
ABERDEEN TYPICAL #36

Consists of:

QTY.	MODEL NO.	DESCRIPTION	LIST PRICE EACH
1	ARD7236	Rectangular Conference Desk 72"W x 36"D	\$756
1	AR4824	Return 48"W x 24"D	\$436
1	APBF20	Suspended Credenza Pencil/Box/File Pedestal	\$430
1	APBF26	Suspended Desk Pencil/Box/File Pedestal	\$479
1	ARDTC	Reception Desk Transaction Counter	\$683
1	ARRS	Reception Return Screen	\$230

AT36

TOTAL: \$3014



ABERDEEN TYPICAL #37

Consists of:

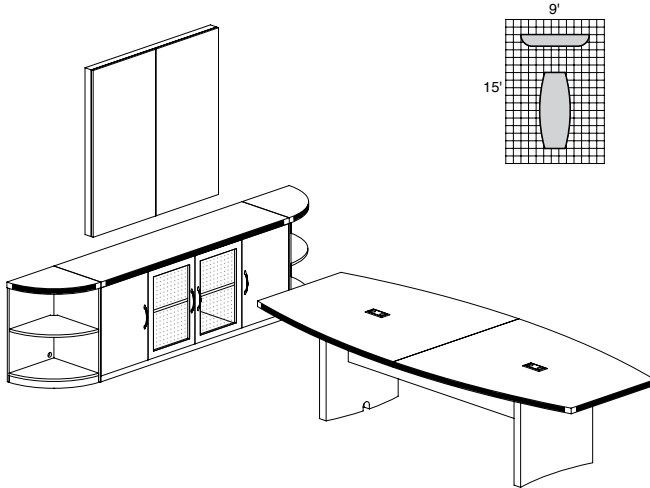
QTY.	MODEL NO.	DESCRIPTION	LIST PRICE EACH
1	ARD7236	Rectangular Conference Desk 72"W x 36"D	\$756
1	AR4824	Return 48"W x 24"D	\$436
1	ARDTC	Reception Desk Transaction Counter	\$683
1	ARRS	Reception Return Screen	\$230
2	AFLF36	Freestanding Lateral File 36"W x 24"D	\$1017
1	AWG72	Wall Mount Hutch 72"W	\$716

AT37

TOTAL: \$4855

ABERDEEN LAMINATE TYPICALS

• Order complete suites using "AT__" models.



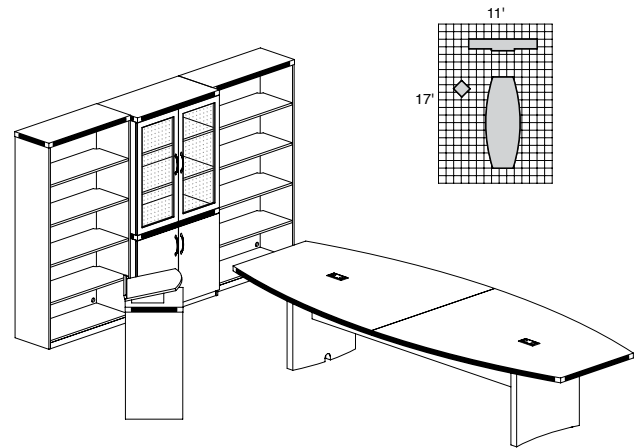
ABERDEEN TYPICAL #39

Consists of:

QTY.	MODEL NO.	DESCRIPTION	LIST PRICE EACH
1	ACTB10	Boat Conference Table 120"W x 48"D	\$1684
1	ALC	Low Wall Cabinet	\$1310
2	ABQ2	2-Shelf 1/4 Round	\$289
1	AVPB	Visual Presentation Board	\$901

AT39

TOTAL: \$4473



ABERDEEN TYPICAL #40

Consists of:

QTY.	MODEL NO.	DESCRIPTION	LIST PRICE EACH
1	ACTB12	Boat Conference Table 144"W x 48"D	\$2014
1	ASC	Storage Cabinet	\$727
1	AGDC	Glass Display Cabinet	\$945
2	AB5S36	5-Shelf Bookcase	\$683
1	ALCT	Lectern	\$522

AT40

TOTAL: \$5574

BRIGHTON LAMINATE SERIES



***Note: Brighton will be discontinued in 2017.** Limited quantities available, call customer service 800-822-8037 before placing order.

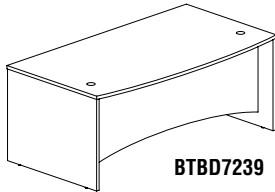
The Brighton Series is a complete line of affordable casegoods. With all laminate construction, it provides the durability and affordability you would expect, but with an added sense of style. Brighton offers matching Cherry and Mocha finishes to our higher end Aberdeen Series line, allowing you to specify for different levels within an organization.

Laminate Options: Cherry and Mocha.

CARB Compliant: Brighton's core materials comply with Phase 2 of CARB's formaldehyde emission limits of composite wood materials.

- All models in all finishes are available on both the Quick-Ship and Fast Freight delivery programs with no quantity limitations.
- Horizontal Surfaces feature PVC edge.
- Recommended under-cabinet LED Task Light is model EZDP. Other LED Task/Desk lighting is available in the ACCESSORIES section at the end of this price list.

BOW FRONT DESK

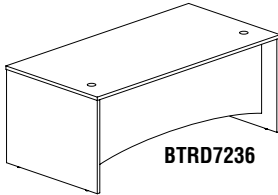


BTBD7239

- 1" thick work surface.
- Modesty panel is recessed 9" at center.
- 3/4 height arched modesty panel included.
- Two black grommets in surface, standard. Additional grommet options available.

Model No.	Description	Dimensions	Wt.	List Price
BTBD7239	72" Bowfront Desk	72"W x 39"D x 29"H	148#	\$538

RECTANGULAR CONFERENCE DESK



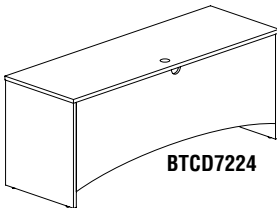
BTRD7236

- 1" thick work surface.
- 3/4 height arched modesty panel included.
- Modesty panel is recessed 6".
- Two black grommets in surface, standard. Additional grommet options available.

Model No.	Description	Dimensions	Wt.	List Price
BTRD7236	72" Rectangular Conference Desk	72"W x 36"D x 29"H	151#	\$517

Model No.	Description	Dimensions	Wt.	List Price
BTRD7230	72" Rectangular Desk	72"W x 30"D x 29"H	128#	\$458
BTRD6630	66" Rectangular Desk	66"W x 30"D x 29"H	102#	\$420
BTRD6030	60" Rectangular Desk	60"W x 30"D x 29"H	100#	\$395

CREDENZA

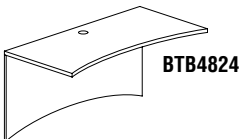


BTCD7224

- 1" thick work surface.
- 3/4 height arched modesty panel included.
- One black grommet in surface, standard. Additional grommet options available.
- Mouse hole in modesty panel for cable pass through.

Model No.	Description	Dimensions	Wt.	List Price
BTCD7224	72" Credenza	72"W x 24"D x 29"H	104#	\$405
BTCD6624	66" Credenza	66"W x 24"D x 29"H	98#	\$378
BTCD6024	60" Credenza	60"W x 24"D x 29"H	90#	\$356

BRIDGE

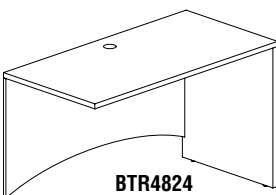


BTB4824

- Non-handed, mounts to either left or right side of desk.
- Not free-standing. Requires connection to credenza and desk.
- 1" thick work surface.
- 3/4 height arched modesty panel included.
- One black grommet in surface, standard. Additional grommet options available.

Model No.	Description	Dimensions	Wt.	List Price
BTB4824	48" Curved Bridge	48"W x 24"D x 29"H	49#	\$232
BTB4224	42" Curved Bridge	42"W x 24"D x 29"H	44#	\$211
BTB3624	36" Curved Bridge	36"W x 24"D x 29"H	40#	\$190

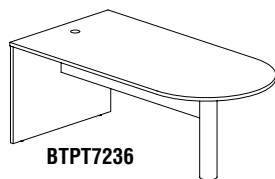
RETURN



BTR4824

- Non-handed, mounts to either left or right side of desk.
- Not free-standing. Requires connection to credenza or desk.
- 1" thick work surface.
- 3/4 height arched modesty panel included.
- One black grommet in surface, standard. Additional grommet options available.

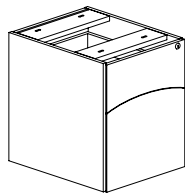
Model No.	Description	Dimensions	Wt.	List Price
BTR4824	48" Return	48"W x 24"D x 29"H	68#	\$274
BTR4224	42" Return	42"W x 24"D x 29"H	60#	\$258
BTR3624	36" Return	36"W x 24"D x 29"H	54#	\$238

BRIGHTON LAMINATE SERIES*Limited quantities available***FREESTANDING PENINSULA DESK**

BTPT7236

- 1" thick work surface.
- Modesty panel is 12"H.
- One black grommet in surface, standard. Additional grommet options available.
- Mouse hole in modesty panel for cable pass through.
- Does not accommodate a center drawer.

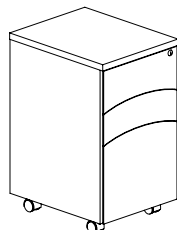
Model No.	Description	Dimensions	Wt.	List Price
BTPT7236	72" Freestanding Peninsula	72"W x 36"D x 29"H	115#	\$700

SUSPENDED PEDESTAL FILE

BTBF20

- Attaches to all desks, credenzas and returns.
- Ped tops are unfinished. Must be attached to underside of surface.
- All locks are keyed alike. Lock cores are removable for keying suites individually.
- File drawers accommodate letter or legal size hanging file folders.
- Pedestals ship fully assembled.

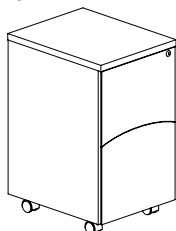
Model No.	Description	Dimensions	Wt.	List Price
BTBF20	Suspended Desk BF Ped	15 3/4"W x 19 1/2"D x 20"H	56#	\$346

MOBILE PEDESTAL FILE

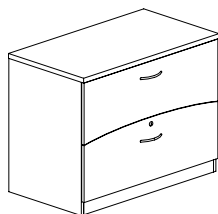
BTBBF20M

- File drawers accommodate letter or legal size hanging folders.
 - All locks are keyed alike. Lock cores are removable for keying suites individually.
 - Pedestals ship fully assembled.
 - Designed to work with hanging box bottom and/or hanging pockets.
- Note: Some tabs on standard folders may not fit in top drawer due to the limited height this design requires.

Model No.	Description	Dimensions	Wt.	List Price
BTBBF20M	Mobile BBF Ped	15 3/4"W x 19 1/2"D x 27 3/4"H	74#	\$464
BTFF20M	Mobile FF Ped	15 3/4"W x 19 1/2"D x 27 3/4"H	71#	\$415



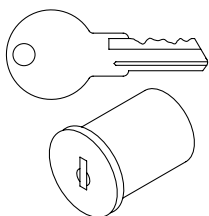
BTFF20M

FREESTANDING LATERAL FILE

BTFLF36

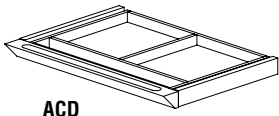
- 1" surface removable for use under desk surfaces.
- Drawers can be configured for front-to-back or side-to-side filing.
- All locks are keyed alike. Lock cores are removable for keying workstations individually.
- Drawers can support up to 75 lbs. each.
- Black pulls standard. Additional pull options available.

Model No.	Description	Dimensions	Wt.	List Price
BTFLF36	36" Freestanding Lateral File	36"W x 20"D x 29"H	157#	\$803

REPLACEMENT LOCK CORES

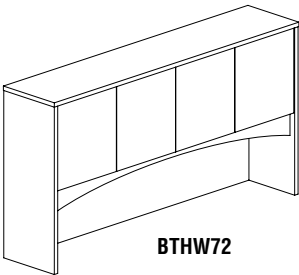
- Allows pedestals and laterals to be keyed uniquely for up to 15 different workstations.
- Master key available.
- Must purchase a core removal tool to change locks cores.

Model No.	Description	Wt.	List Price
REALCC0311B through REALCC0325B (Black)	Replacement core with keys	1#	\$22
REALCRK	Core removal tool	1#	\$22
REALCMK	Master Key	1#	\$22

BRIGHTON LAMINATE SERIES*Limited quantities available***CENTER DRAWER****ACD**

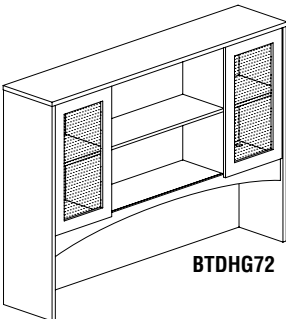
- Can be used under any worksurface (except BTPT7236 Peninsula Desk).
- Solid wood frame construction.
- Drawer operates smoothly on full-extension ball bearing suspension.
- Available in graphite with black drawer front only.

Model No.	Description	Dimensions	Wt.	List Price
ACD	Center Drawer	25"W x 18"D x 2"H	11#	\$174

HUTCH WITH WOOD DOORS**BTHW72**

- Features four cabinet styled doors with self-closing hinges.
- Back panel features two cable grommets for wall access.
- Under shelf clearance ranges from 14" on sides to 18" in center.
- Accepts optional fabric tack panel and task light.

Model No.	Description	Dimensions	Wt.	List Price
BTHW72	72" Hutch with Wood Doors	72"W x 15"D x 39 1/2"H	165#	\$624
BTHW66	66" Hutch with Wood Doors	66"W x 15"D x 39 1/2"H	154#	\$597
BTHW60	60" Hutch with Wood Doors	60"W x 15"D x 39 1/2"H	130#	\$563

DOUBLE HEIGHT HUTCH WITH GLASS DOORS**BTDHG72**

- Frosted glass highlights cabinet contents and still provides privacy.
- Glass is tempered for safety and durability.
- Features two cabinet styled doors with self-closing hinges.
- Center of hutch has two open shelves, one adjustable.
- Back panel features two cable grommets for wall access.
- Under shelf clearance ranges from 14" on sides to 18" in center.
- Accepts optional fabric tack panel and task light.

Model No.	Description	Dimensions	Wt.	List Price
BTDHG72	72" Hutch with Glass Doors	72"W x 15"D x 50 1/2"H	209#	\$826

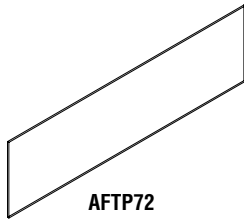
NOTE: Recommended under-cabinet LED Task Light is model EZDP.

Other LED Task/Desk lighting is available in the ACCESSORIES section at the end of this price list.

BRIGHTON LAMINATE SERIES

Limited quantities available

HUTCH TACK PANEL



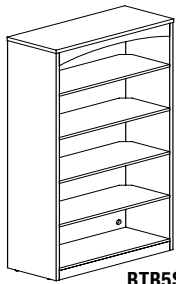
- Tack panel attaches to hutch back panel using adhesive tape.
- Allows for access to the hutch's grommets for cable management.
- Available in Black fabric only.

Model No.	Description	Dimensions	Wt.	List Price
AFTP72	72" Fabric Tack Panel	69 3/4"W x 1/2"D x 19 1/4"H	6#	\$203
AFTP66	66" Fabric Tack Panel	63 3/4"W x 1/2"D x 19 1/4"H	6#	\$174
AFTP60	60" Fabric Tack Panel	57 3/4"W x 1/2"D x 19 1/4"H	5#	\$158

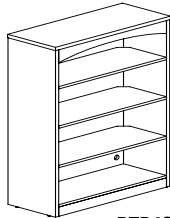
BOOKCASES

- Shelves are adjustable in 1 1/4" increments. Each shelf has 7 1/2" of total adjustment.
- Shelves contain corner mouse hole for vertical cable management.
- Back panel provides grommet for wall access.

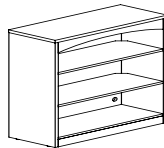
Model No.	Description	Dimensions	Wt.	List Price
BTB5S36	5 Shelf Bookcase (1 fixed shelf)	36"W x 14"D x 68 1/2"H	182#	\$595
BTB4S36	4 Shelf Bookcase	36"W x 14"D x 50 1/2"H	143#	\$494
BTB3S36	3 Shelf Bookcase	36"W x 14"D x 39 1/2"H	108#	\$399



BTB5S36




BTB4S36



BTB3S36

GLASS DISPLAY CABINET

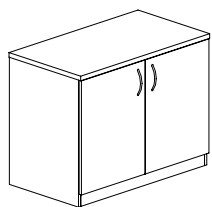


BTGDC

- Frosted glass highlights cabinet contents and still provides privacy.
- Glass is tempered for safety and durability.
- Two shelves are adjustable in 1 1/4" increments. Each shelf has 7 1/2" of total adjustment.
- Black pulls standard. Additional pull options available.
- Grommets in back panel for wall access.
- Shelves contain corner mouse hole for vertical cable management.

Model No.	Description	Dimensions	Wt.	List Price
BTGDC	Glass Display Cabinet	36"W x 20"D x 39 1/2"H	119#	\$698

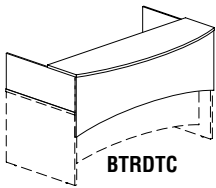
STORAGE CABINET



BTSC

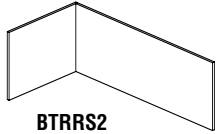
- Self-closing hinged doors.
- Shelf is adjustable in 1 1/4" increments with 7 1/2" of total adjustment.
- Shelf contains corner mouse hole for vertical cable management.
- Grommet in back panel for wall access.
- Black pulls standard. Additional pull options available.

Model No.	Description	Dimensions	Wt.	List Price
BTSC	Storage Cabinet	36"W x 20"D x 29"H	96#	\$420

BRIGHTON LAMINATE SERIES*Limited quantities available***RECEPTION ACCESSORIES**

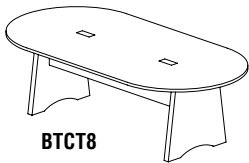
- For main reception desk. To be used on BTRD7236.
- Transaction counter surface is 1" thick.
- When installed Transaction Counter measures 72"W x 21"D x 15"H.

Model No.	Description	Dimensions	Wt.	List Price
BTRDTC	72" Reception Transaction Counter	72"W x 42 5/8"D x 24 5/8"H	80#	\$344



- To be used on top of desk return BTR4824.
- Reception screen is symmetrical and non-handed.

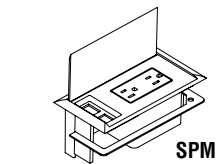
Model No.	Description	Dimensions	Wt.	List Price
BTRRS2	48" Reception Return Screen	48"W x 23 3/4"D x 14"H	33#	\$140


CONFERENCE TABLES

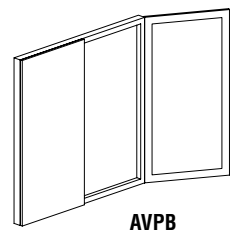
- 1" thick work surfaces.
- Racetrack conference table standard with grommets (120"W, 96"W = 2 grommets; 72"W = 1 grommet).
- Racetrack conference tables accept power module for power and data access to operate computers and presentation equipment.
- Round conference table does not have grommet.
- Structural modesty panel conceals horizontal cable management.



Model No.	Description	Dimensions	Wt.	List Price
BTCT8	8' Conference Table	95 5/8"W x 47 5/8"D x 29"H	185#	\$774
BTCT6	6' Conference Table	72"W x 36"D x 29"H	127#	\$493
BTCTR48	48" Round Conference Table	48"Dia x 29"H	93#	\$412

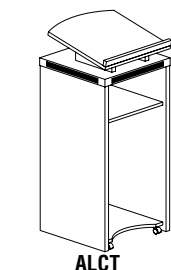


Model No.	Description	List Price
SPM 	UL Listed Optional Power Module [includes RJ11-Cat 3 coupler (phone) and RJ45 coupler (data)] – 6' power cord	\$298

CONFERENCE ACCESSORIES

- White dry-erase board in center panel that features magnetic, non-ghosting surface.
- Marker board can be used for projection.
- Sculpted lower tray holds markers, erasers, etc.
- Inside face of doors covered in tackable black fabric.
- Wall mounting brackets included.

Model No.	Description	Dimensions	Wt.	List Price
AVPB	Visual Presentation Board	48"W x 2 3/8"D x 48"H	80#	\$901



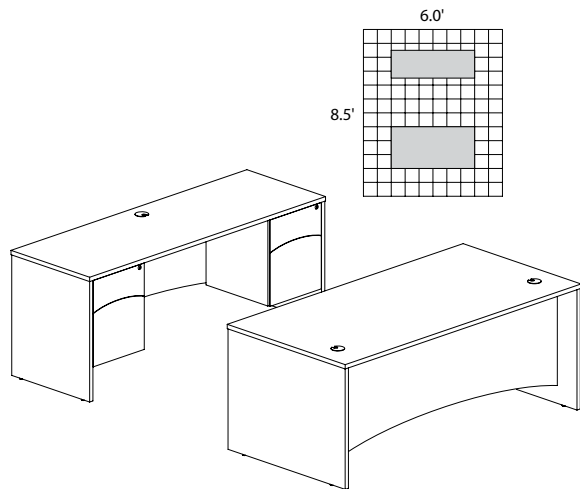
- One fixed shelf.
- Four casters, two locking concealed in lectern base.
- Angled stand has stop to prEVENT papers from sliding.

Model No.	Description	Dimensions	Wt.	List Price
ALCT	Lectern	18"W x 18"D x 44"H	78#	\$522

BRIGHTON LAMINATE SERIES TYPICALS

Limited quantities available

- Order complete suites using "BT__" models.



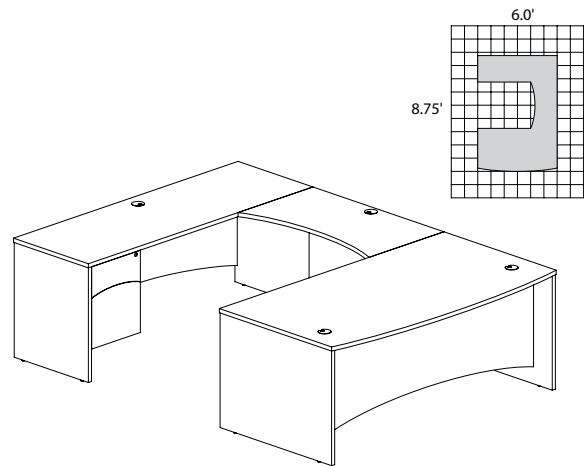
BRIGHTON TYPICAL #1

Consists of:

QTY.	MODEL NO.	DESCRIPTION	LIST PRICE EACH
1	BTRD7236	Rectangular Desk 72"W x 36"D	\$517
4	BTBF20	Suspended Pedestal	\$346
1	BTCD7224	Credenza Shell	\$405

BT1

TOTAL: \$2306



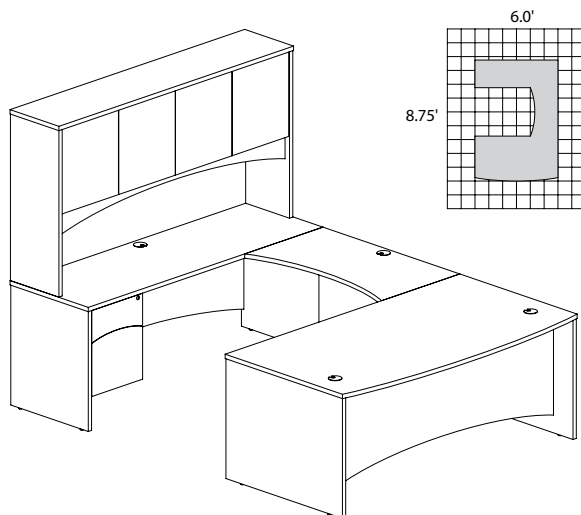
BRIGHTON TYPICAL #2

Consists of:

QTY.	MODEL NO.	DESCRIPTION	LIST PRICE EACH
1	BTBD7239	Bowfront Desk 72"W x 39"D	\$538
2	BTBF20	Suspended Pedestal	\$346
1	BTCD7224	Credenza Shell 72"W x 24"D	\$405
1	BTB4824	Curved Bridge 48"W x 24"D	\$232

BT2

TOTAL: \$1867



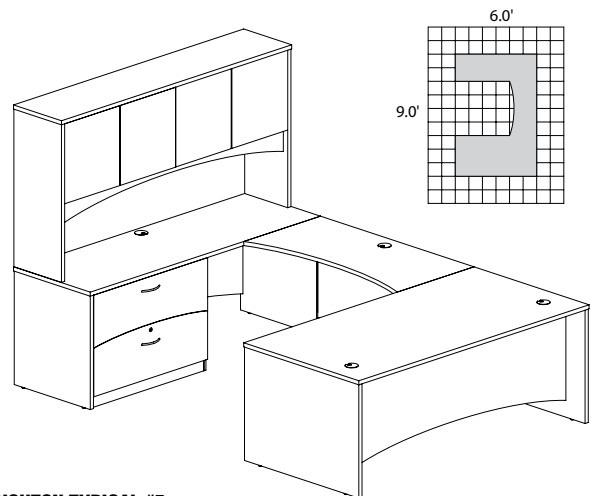
BRIGHTON TYPICAL #4

Consists of:

QTY.	MODEL NO.	DESCRIPTION	LIST PRICE EACH
1	BTBD7239	Bowfront Desk 72"W x 39"D	\$538
2	BTBF20	Suspended Pedestal	\$346
1	BTCD7224	Credenza Shell 72"W x 24"D	\$405
1	BTB4224	Curved Bridge 42"W x 24"D	\$211
1	BTHW72	Hutch with Wood Doors 72"W	\$624
1	AFTP72	72" Fabric Tack Panel	\$203

BT4

TOTAL: \$2673



BRIGHTON TYPICAL #5

Consists of:

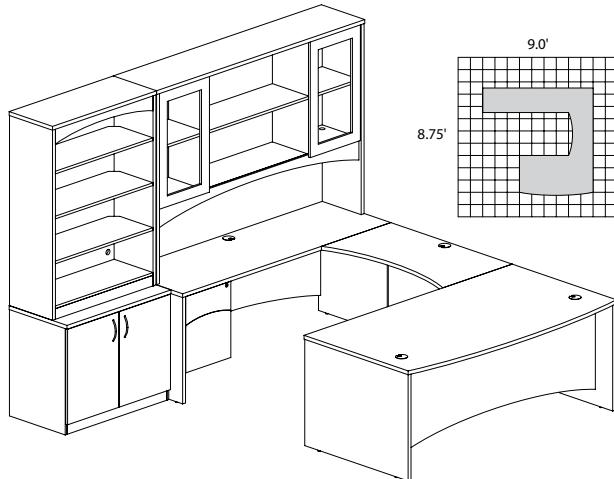
QTY.	MODEL NO.	DESCRIPTION	LIST PRICE EACH
1	BTRD7236	Rectangular Desk 72"W x 36"D	\$517
1	BTBF20	Suspended Pedestal	\$346
1	BTCD7224	Credenza Shell 72"W x 24"D	\$405
1	BTFLF36	Freestanding Lateral File	\$803
1	BTB4824	Curved Bridge 48"W x 24"D	\$232
1	BTHW72	Hutch with Wood Doors 72"W	\$624

BT5

TOTAL: \$2927

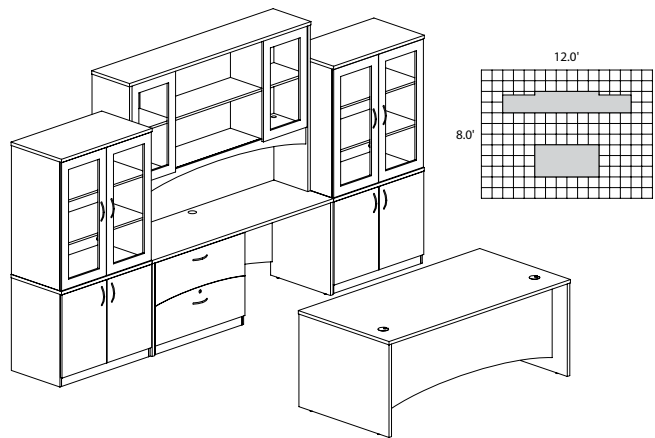
BRIGHTON LAMINATE SERIES TYPICALS*Limited quantities available*

- Order complete suites using "BT_" models.

**BRIGHTON TYPICAL #7**

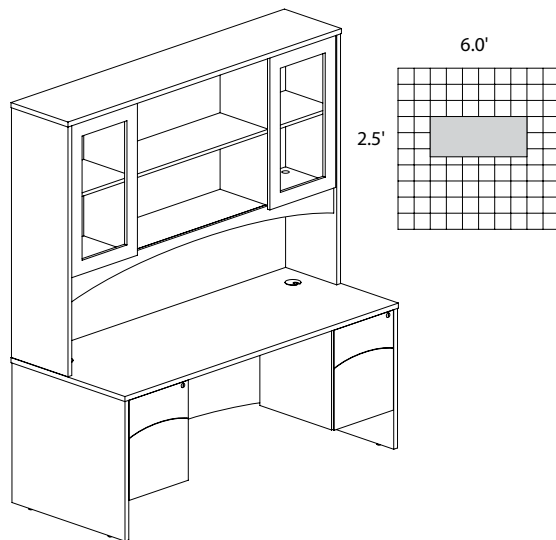
Consists of:

QTY.	MODEL NO.	DESCRIPTION	LIST PRICE EACH
1	BTBD7239	Bowfront Desk 72"W x 39"D	\$538
2	BTBF20	Suspended Pedestal	\$346
1	BTCD7224	Credenza Shell 72"W x 24"D	\$405
1	BTB4224	Curved Bridge 42"W x 24"D	\$211
1	BTDHG72	Hutch with Glass Doors	\$826
1	BTB4S36	Bookcase, 4-Shelf	\$494
1	BTSC	Storage Cabinet	\$420

BT7**TOTAL: \$3586****BRIGHTON TYPICAL #9**

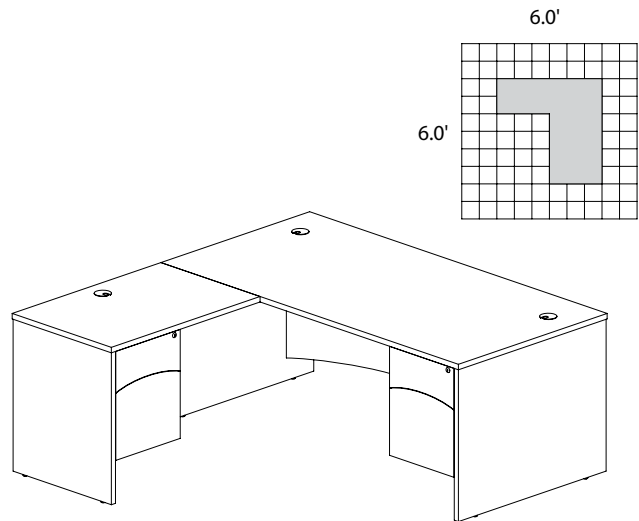
Consists of:

QTY.	MODEL NO.	DESCRIPTION	LIST PRICE EACH
1	BTRD7236	Rectangular Desk 72"W x 36"D	\$517
2	BTBF20	Suspended Pedestal	\$346
2	BTSC	Storage Cabinet	\$420
1	BTFLF36	Freestanding Lateral File	\$803
2	BTGDC	Glass Display Cabinet	\$698
1	BTDHG72	Hutch with Glass Doors	\$826
1	BTCD7224	Credenza 72"W x 24"D	\$405

BT9**TOTAL: \$5479****BRIGHTON TYPICAL #10**

Consists of:

QTY.	MODEL NO.	DESCRIPTION	LIST PRICE EACH
1	BTRD7230	Rectangular Desk 72"W x 30"D	\$458
2	BTBF20	Suspended Pedestal	\$346
1	BTDHG72	Hutch with Glass Doors 72"W	\$826

BT10**TOTAL: \$1976****BRIGHTON TYPICAL #12**

Consists of:

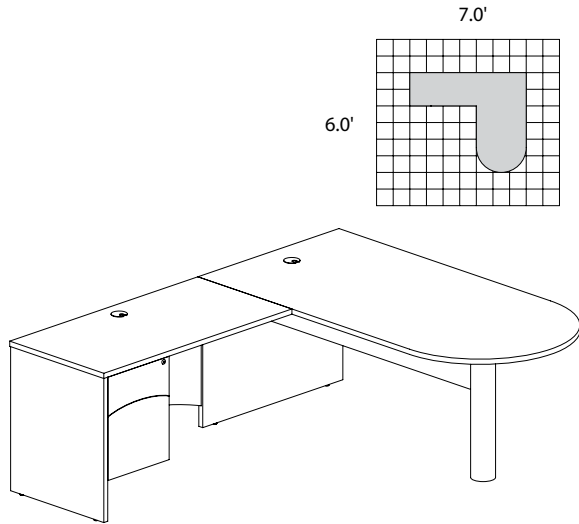
QTY.	MODEL NO.	DESCRIPTION	LIST PRICE EACH
1	BTRD7236	Rectangular Desk 72"W x 36"D	\$517
2	BTBF20	Suspended Pedestal	\$346
1	BTR3624	Return 36"W x 24"D	\$238

BT12**TOTAL: \$1447**

BRIGHTON LAMINATE SERIES TYPICALS

Limited quantities available

- Order complete suites using "BT_" models.



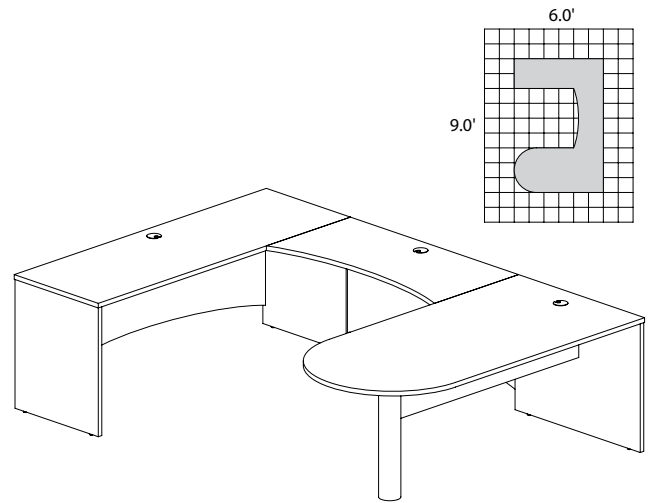
BRIGHTON TYPICAL #19

Consists of:

QTY.	MODEL NO.	DESCRIPTION	LIST PRICE EACH
1	BTPT7236	Peninsula Table 72"W x 36"D	\$700
1	BTR4824	Return 48"W x 24"D	\$274
1	BTBF20	Suspended Pedestal	\$346

BT19

TOTAL: \$1320



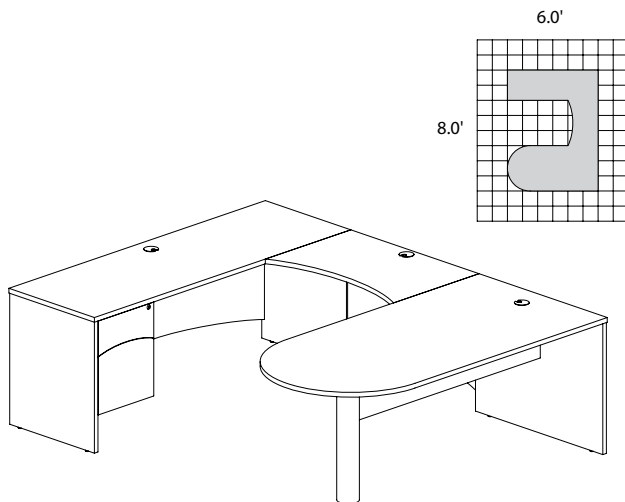
BRIGHTON TYPICAL #20

Consists of:

QTY.	MODEL NO.	DESCRIPTION	LIST PRICE EACH
1	BTPT7236	Peninsula Table 72"W x 36"D	\$700
1	BTB4824	Curved Bridge 48"W x 24"D	\$232
1	BTCD7224	Credenza Shell 72"W x 24"D	\$405

BT20

TOTAL: \$1337



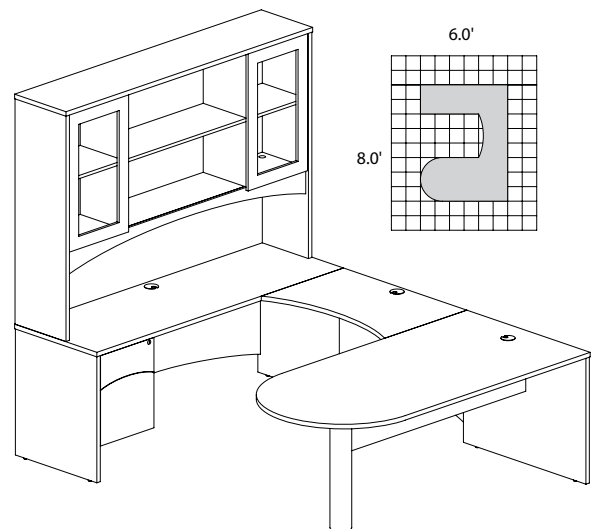
BRIGHTON TYPICAL #21

Consists of:

QTY.	MODEL NO.	DESCRIPTION	LIST PRICE EACH
1	BTPT7236	Peninsula Table 72"W x 36"D	\$700
1	BTB3624	Curved Bridge 36"W x 24"D	\$190
1	BTCD7224	Credenza Shell 72"W x 24"D	\$405
1	BTBF20	Suspended Pedestal	\$346

BT21

TOTAL: \$1641



BRIGHTON TYPICAL #23

Consists of:

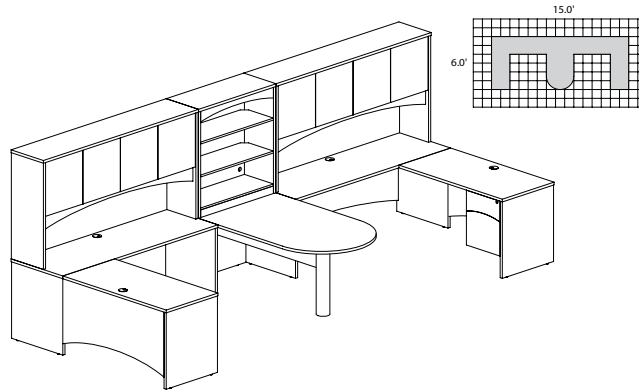
QTY.	MODEL NO.	DESCRIPTION	LIST PRICE EACH
1	BTPT7236	Peninsula Table 72"W x 36"D	\$700
1	BTB3624	Curved Bridge 36"W x 24"D	\$190
1	BTCD7224	Credenza Shell 72"W x 24"D	\$405
1	BTBF20	Suspended Pedestal	\$346
1	BTDHG72	Hutch with Glass Doors	\$826

BT23

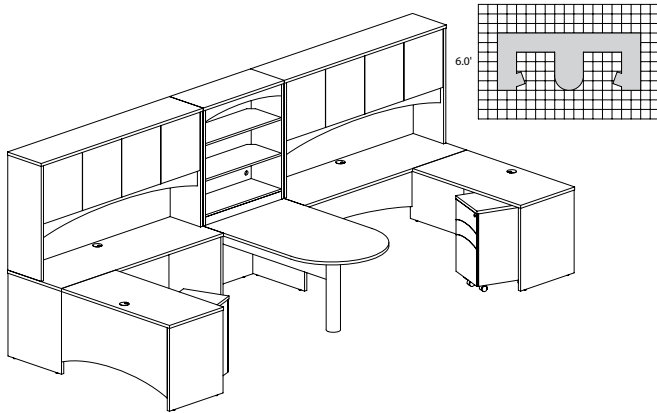
TOTAL: \$2467

BRIGHTON LAMINATE SERIES TYPICALS*Limited quantities available*

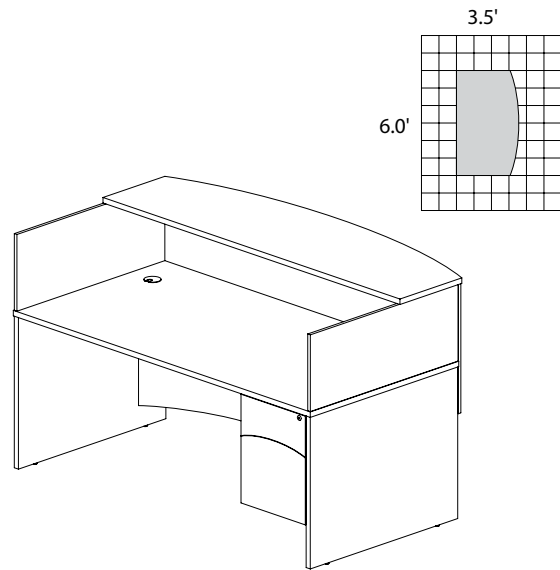
- Order complete suites using "BT__" models.

**BRIGHTON TYPICAL #25****Consists of:**

QTY.	MODEL NO.	DESCRIPTION	LIST PRICE EACH
2	BTCD7224	Credenza Shell 72"W x 24"D	\$405
2	BTHW72	Hutch with Wood Doors 72"W	\$624
2	BTR4824	Return 48"W x 24"D	\$274
2	BTBF20	Suspended Pedestal	\$346
1	BTPT7236	Peninsula Table 72"W x 36"D	\$700
1	BTB3S36	Bookcase 3 Shelf	\$399

BT25**TOTAL: \$4397****BRIGHTON TYPICAL #26****Consists of:**

QTY.	MODEL NO.	DESCRIPTION	LIST PRICE EACH
2	BTCD7224	Credenza Shell 72"W x 24"D	\$405
2	BTHW72	Hutch with Wood Doors 72"W	\$624
2	BTR4824	Return 48"W x 24"D	\$274
1	BTPT7236	Peninsula Table 72"W x 36"D	\$700
2	BTBF20M	Mobile Pedestal B/B/F	\$464
1	BTB3S36	Bookcase 3 Shelf	\$399

BT26**TOTAL: \$4633****BRIGHTON TYPICAL #27****Consists of:**

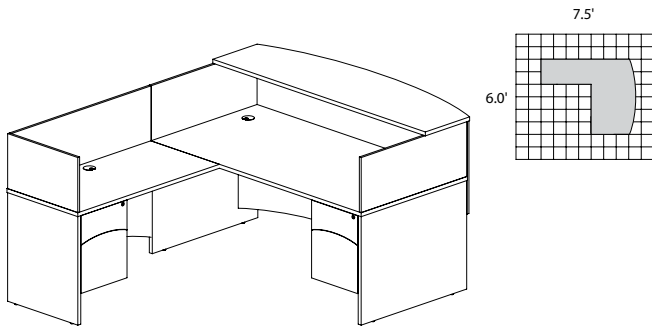
QTY.	MODEL NO.	DESCRIPTION	LIST PRICE EACH
1	BTRD7236	Rectangular Desk 72"W x 36"D	\$517
1	BTRDTC	Reception Counter	\$344
1	BTBF20	Suspended Pedestal	\$346

BT27**TOTAL: \$1207**

BRIGHTON LAMINATE SERIES TYPICALS

Limited quantities available

- Order complete suites using "BT__" models.



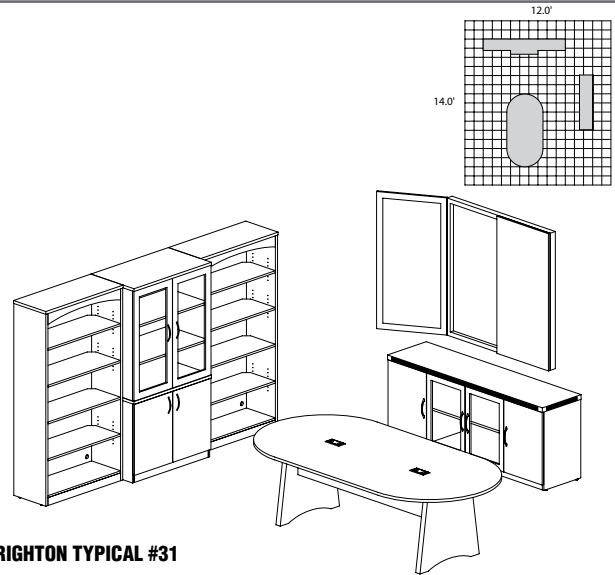
BRIGHTON TYPICAL #28

Consists of:

QTY.	MODEL NO.	DESCRIPTION	LIST PRICE EACH
1	BTRD7236	Rectangular Desk 72"W x 36"D	\$517
1	BTR4824	Return 48"W x 36"D	\$274
2	BTBF20	Suspended Pedestal	\$346
1	BTRDTC	Reception Counter	\$344
1	BTRRS2	Reception Screen	\$140

BT28

TOTAL: \$1967



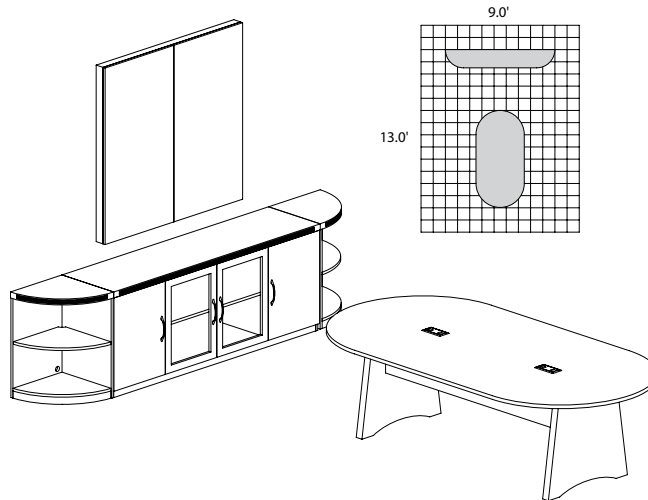
BRIGHTON TYPICAL #31

Consists of:

QTY.	MODEL NO.	DESCRIPTION	LIST PRICE EACH
1	BTCT8	Conference Table 96"W x 48"D	\$774
2	BTB5S36	5-Shelf Bookcase	\$595
1	BTSC	Storage Cabinet	\$420
1	BTGDC	Glass Display Cabinet	\$698
1	ALC	Low Wall Cabinet 72"W x 24"D	\$1310
1	AVPB	Visual Presentation Board	\$901

BT31

TOTAL: \$5293



BRIGHTON TYPICAL #32

Consists of:

QTY.	MODEL NO.	DESCRIPTION	LIST PRICE EACH
1	BTCT8	Conference Table 96"W x 48"D	\$774
1	ALC	Low Wall Cabinet	\$1310
2	ABQ2	2-Shelf 1/4 Round	\$289
1	AVPB	Visual Presentation Board	\$901

BT32

TOTAL: \$3563

CORSICA® VENEER SERIES


FAST Freight
QUICK-SHIP

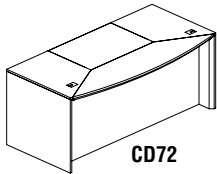
CORSICA DESK SYSTEM

The Corsica veneer desk system offers a sophisticated, elegant appearance for business or home office. Available in two rich finishes, Corsica Furniture features AA-grade select North American hardwood veneers throughout.

Surfaces: Sierra Cherry finish on Cherry veneer and Mahogany finish on Walnut veneer.

- Desk, Return and Credenza work surfaces are 2" thick with beveled Black edge.
- All veneer surfaces are protected with two final coats of high-tech catalyzed lacquer.
- All models in all finishes are available on both the Quick-Ship and Fast Freight delivery programs with no quantity limitations.
- All locks are keyed-alike and feature removable cores for installing "keyed-different" locks after-market.
- Recommended under-cabinet LED Task Light is model EZDP. Other LED Task/Desk lighting is available in the ACCESSORIES section at the end of this price list.

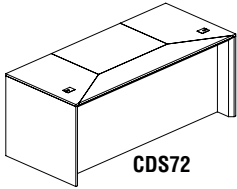
BOW FRONT DESK



- Features bowfront surface and end panels with beveled edge.
- Full-height modesty panel
- Desk surface has two cable grommets.

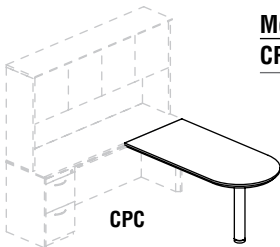
Model No.	Dimensions	Wt.	List Price
CD72	72"W x 36"D x 29 1/2"H	273#	\$1897

STRAIGHT FRONT DESK



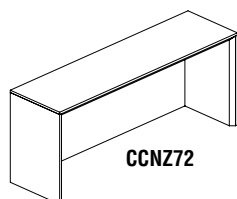
Model No.	Dimensions	Wt.	List Price
CDS72	72"W x 32"D x 29 1/2"H	266#	\$1733

PENINSULA DESK



Model No.	Description	Dimensions	Wt.	List Price
CPC	Credenza supported desk	60"W x 30"D x 29 1/2"H	112#	\$1187

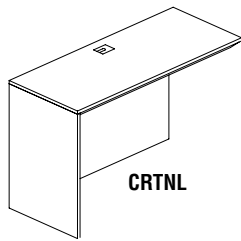
CREDENZA



- Full-height modesty panel.
- 19503TA Track is 16" long
- Beveled edge on end panels match desk detailing.

Model No.	Dimensions	Wt.	List Price
CCN72	72"W x 20"D x 29 1/2"H	183#	\$1175
19503TA	Combination keyboard/mouse platform 19"W x 8 1/4"D, 9"Dia. mouse platform	15#	\$599

CORSICA VENEER SERIES



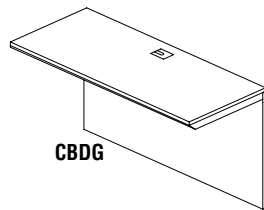
CRTNL

RETURN

- Choose from Left-Hand or Right-Hand model.
- Features end panel with beveled edge.
- Includes modesty panel with grommet.

Model No.	Dimensions	Wt.	List Price
CRTNR	48"W x 20 1/2"D x 29 1/2"H - Right	101#	\$753
CRTNL	48"W x 20 1/2"D x 29 1/2"H - Left	101#	\$753

BRIDGE

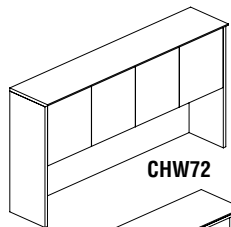


CBDG

- Universal mounting to right or left side of desk.
- Not free-standing. Requires connection to credenza and desk.
- Includes modesty panel with grommet.

Model No.	Dimensions	Wt.	List Price
CBDG	48"W x 20 1/2"D x 29 1/2"H	88#	\$577

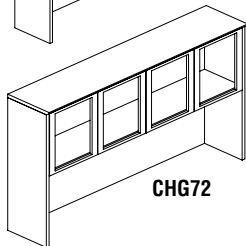
HUTCH



CHW72

- Fully assembled except for doors.
- Features four cabinet styled doors with self-closing hinges.
- 20 1/2" clearance between work surface and storage bin.
- Back panel features one lower and two upper cable grommets.
- Available with wood or glass doors.

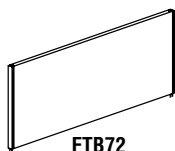
Model No.	Description	Dimensions	Wt.	List Price
CHW72	72" Hutch with wood doors	71 3/4"W x 15"D x 38 1/2"H	172#	\$1775



CHG72

CHG72	72" Hutch with glass doors	71 3/4"W x 15"D x 38 1/2"H	160#	\$1775
--------------	----------------------------	----------------------------	------	--------

FABRIC PANELS



FTB72

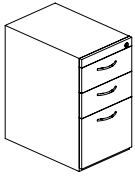
- Stocked in MIR1454 Birch Fabric.
- Other fabrics available as a special order; special orders sold in pairs.

Model No.	Dimensions	Wt.	List Price
FTB72	69"W x 18 1/2"H	16#	\$493

NOTE: Recommended under-cabinet LED Task Light is model EZDP.
Other LED Task/Desk lighting is available in the ACCESSORIES section at the end of this price list.

CORSICA VENEER SERIES**PEDESTAL FILES FOR DESK**

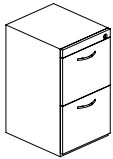
- Drawer interiors finished to match exterior veneer.
- Gang-lock features removable core.
- File drawers accommodate letter or legal size hanging file folders.
- Drawers operate smoothly using full-extension ball-bearing suspensions.
- Choice of two styles featuring two file drawers or two box drawers and one file drawer.
- Unfinished top.

**CBBFD**

Model No.	Dimensions	Wt.	List Price
CBBFD Box-Box-File	15 1/4"W x 24"D x 27 1/2"H Assembled	82#	\$853
CFFD File-File	15 1/4"W x 24"D x 27 1/2"H Assembled	68#	\$824

PEDESTAL FILES FOR CREDENZA/RETURN

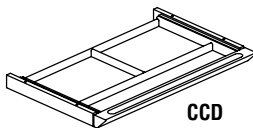
- Drawer interiors finished to match exterior veneer.
- Drawers operate smoothly using full-extension ball-bearing suspensions. Gang-lock features removable core.
- Choice of two styles featuring two file drawers or two box drawers and one file drawer.
- File drawers accommodate letter or legal size hanging file folders.
- Unfinished top.

**CFFC**

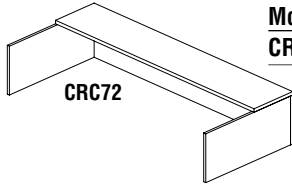
Model No.	Dimensions	Wt.	List Price
CBBFC Box-Box-File	15 1/4"W x 18"D x 27 1/2"H Assembled	62#	\$704
CFFC File-File	15 1/4"W x 18"D x 27 1/2"H Assembled	54#	\$692

CENTER DRAWER

- Can be used on desk or credenza.
- Leather lined interior compartments.
- Drawer operates smoothly using full-extension ball-bearing suspension.
- Solid wood frame construction.
- Beveled front edge to match desk surface design.

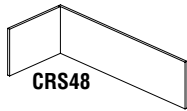
**CCD**

Model No.	Dimensions	Wt.	List Price
CCD	30"W x 18"D x 2"H Assembled	10#	\$245

CORSICA VENEER SERIES**RECEPTION COUNTER***

Model No.	Description	Dimensions	Wt.	List Price
CRC72*	Reception Counter	72"W x 32"D x 15"H	65#	\$693

*Note: Limited quantities available.

RETURN RECEPTION SCREEN

- Universal right- or left-handed.

Model No.	Description	Dimensions	Wt.	List Price
CRS48*	Return Reception Screen	48"W x 20 1/4"D x 14"H	15#	\$332

*Note: Limited quantities available.

*Note: Refer to accessories section pages 388-390 for keyboard supports, lighting and other ergonomic options.

CORSICA VENEER SERIES**CORSICA CONFERENCE ROOM FURNITURE**

The Corsica veneer conference room furniture features elegant lines with excellent durability. Available in two rich finishes, Corsica Furniture features AA-grade select North American hardwood veneers throughout. Beveled 2" thick surfaces.

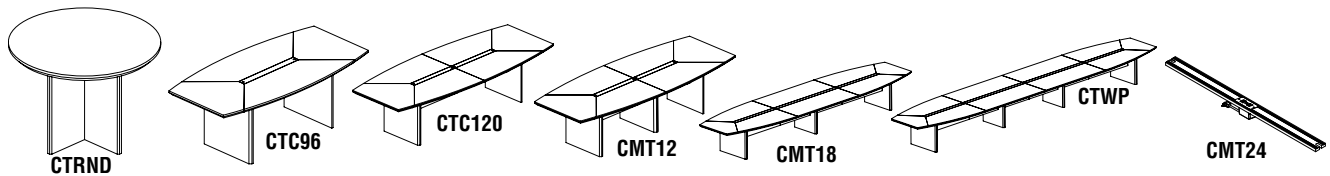
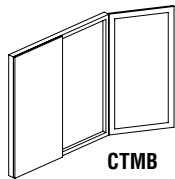
Surfaces: Sierra Cherry finish on Cherry veneer and Mahogany finish on Walnut veneer.

- All veneer surfaces are protected with two coats of high-tech catalyzed lacquer.

BOAT SHAPED CONFERENCE TABLES

- Built-in cable management panel features a flush, removable wood cover.
- Table top is 2" thick with Black beveled edge.
- Work surfaces are protected with two-coats of high-tech catalyzed lacquer finish.
- Tables larger than 96"L have multi-piece top surfaces connected via steel connecting plates.
- Supports up to 500 lbs., evenly distributed.
- For optional power module w/cover for full table add the suffix P to the end of the part number.
- Each power module plugs in separately.
- Tops and base ship separately.

Model No.	Description	Dimensions	Wt.	List Price	List Price (P)
CTC72	6' Conference Table	72"W x 36"D x 29 1/2"H	226#	\$1603	\$2142
CTC84	7' Conference Table	84"W x 42"D x 29 1/2"H	297#	\$1896	\$2435
CTC96	8' Conference Table	96"W x 42"D x 29 1/2"H	340#	\$2357	\$2896
CTC120	10' Conference Table	120"W x 48"D x 29 1/2"H	372#	\$3398	\$4516
CMT12	12' Conference Table	144"W x 54"D x 29 1/2"H	620#	\$5725	\$6843
CMT14	14' Conference Table	168"W x 54"D x 29 1/2"H	713#	\$6377	\$7535
CMT18	18' Conference Table	216"W x 54"D x 29 1/2"H	882#	\$8337	\$10054
CMT20	20' Conference Table	240"W x 54"D x 29 1/2"H	975#	\$9219	\$10976
CMT24	24' Conference Table	288"W x 54"D x 29 1/2"H	1199#	\$11279	\$13595
CMT26	26' Conference Table	312"W x 54"D x 29 1/2"H	1292#	\$12160	\$14516
CMT30	30' Conference Table	360"W x 54"D x 29 1/2"H	1516#	\$14222	\$17137
CTRND	Round Conference Table	42" Round x 29 1/2"H	80#	\$877	
CTWP	Wood grommet cover with module for CTC72, CTC84, or CTC96			\$539	\$539
CTW72SP	Power module w/cover for (1) end section for CTC120, CMT12, CMT18, CMT24, CMT30			\$559	\$559
CTW72AP	Power module w/cover for (1) end section for CMT14, CMT20, CMT26			\$599	\$599
CTW84SP	Power module w/cover for (1) center section for CMT18, CMT20, CMT24, CMT26			\$579	\$579

**PRESENTATION BOARD**

- White dry-erase board center panel (45" x 45").
- Sculpted lower tray holds markers, erasers, etc.
- Features magnetic, non-ghosting surface.

- Tackable black interior door inserts.
- Full-height brass hinge.

Model No.	Dimensions	Wt.	List Price
CTMB	48"W x 48"H x 3 1/4"D Assembled	110#	\$1467

CORSICA STORAGE SYSTEMS

- All veneer surfaces are protected with two final coats of high-tech catalyzed lacquer.
- All lateral files and storage cabinets feature finished backs.
- All locks have removable cores.
- Lateral files and mobile pedestals feature gang lock mechanism.


LATERAL FILE

- Drawer interiors finished to match exterior veneer.
- Gang-lock features removable core enabling keyed-alike suites.
- Drawers operate smoothly using full-extension ball-bearing suspensions.
- Includes counter-weight for stability when in use.
- Accommodate letter and legal sized hanging file folders.

Model No.	Description	Dimensions	Wt.	List Price
VLF	File-File	36"W x 19"D x 29 1/2"H Assembled	160#	\$1573


CORSICA VENEER SERIES

MOBILE PEDESTALS



VFF

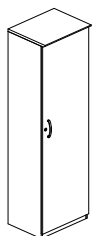
- Drawer interiors finished to match exterior veneer.
- Drawers operate smoothly using full-extension ball-bearing suspensions.
- Gang-lock features removable core enabling keyed-alike suites.
- 2" dual-hooded casters. (2 lock, 2 non-lock)
- Choice of two styles featuring two file drawers or two box drawers and one file drawer.
- File drawers accommodate letter and legal sized hanging file folders.
- Includes counter-weight for stability when in use.



VBBF

Model No.	Description	Dimensions	Wt.	List Price
VBBF	Box-Box-File	15 1/4"W x 24"D x 27 1/2"H Assembled	92#	\$897
VFF	File-File	15 1/4"W x 24"D x 27 1/2"H Assembled	80#	\$870

WARDROBE CABINET

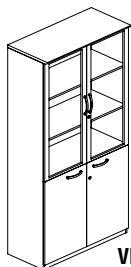


VWRD

- Universal door can hinge on either right or left.
- Interior features sliding wardrobe hanging bar with 59"H clearance.
- Includes one fixed shelf and three adjustable shelves. (1 1/4" increments)

Model No.	Description	Dimensions	Wt.	List Price
VWRD	Universal Door	23 5/8"W x 19"D x 80"H	180#	\$1728

HIGH WALL CABINET WITH DOORS

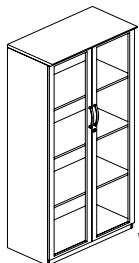


VHC

- Features glass doors with silver frame above wood doors.
- Includes two adjustable shelves in top section and one adjustable shelf in lower section.
- Top and bottom doors lock separately. Keyed alike.
- Able to stand alone or be flanked by Wardrobe Cabinets.

Model No.	Dimensions	Wt.	List Price
VHC	40"W x 19"D x 80"H	284#	\$2749

68" WALL CABINET



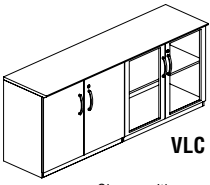
VCG

- Storage unit with choice of wood doors or glass doors.
- Includes one fixed shelf and two adjustable shelves.

Model No.	Description	Dimensions	Wt.	List Price
VCG	With glass doors	36"W x 19"D x 68"H	253#	\$1921

CORSICA VENEER SERIES

LOW WALL CABINET WITH DOORS



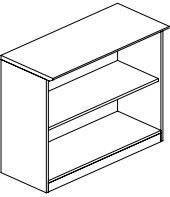
Shown with one pair of glass and one pair of wood doors.

- Features a choice of wood/glass, all-wood, or all-glass door sets.
- Includes one adjustable shelf on each side.

- Sets of doors lock separately. Keyed alike.
- Supports 75 lbs. per shelf, evenly distributed.

Model No.	Description	Dimensions	Wt.	List Price
VLC	Wood/Glass Door Combination	72"W x 19"D x 29 1/2"H	193#	\$1856
VLCW	All Wood Doors	72"W x 19"D x 29 1/2"H	193#	\$1856
VLCG	All Glass Doors	72"W x 19"D x 29 1/2"H	193#	\$1856

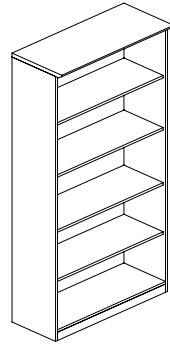
BOOKCASES



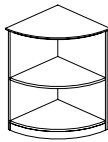
- Open shelves for convenient storage.
- VB2 & VB5 support 75 lbs. per shelf, evenly distributed; VBQ2 supports 25 lbs. per shelf, evenly distributed.

- Choice of two or five shelf units.
- Adjustable shelves.

Model No.	Description	Dimensions	Wt.	List Price
VB2	2 Shelf	36"W x 16"D x 29 1/2"H	64#	\$764
VB5	5 Shelf	36"W x 16"D x 68"H	140#	\$1480
VBQ2	2 Shelf 1/4 - Round	19"W x 19"D x 29 1/2"H	25#	\$718

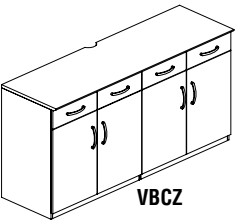


VB5



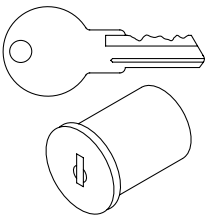
VBQ2

BUFFET



Model No.	Dimensions	Wt.	List Price
VBCZ	72"W x 22"D x 36"H	297#	\$2972

REPLACEMENT LOCK CORES

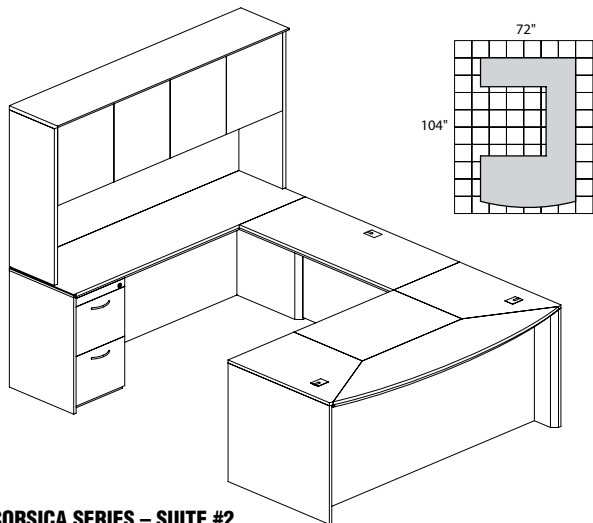


- Allows pedestals and laterals to be keyed uniquely for up to 15 different workstations.
- Master key available.
- Must purchase a core removal tool to change locks cores.

Model No.	Description	Wt.	List Price
REALCC0311 through REALCC0325 (Silver)	Replacement core with keys	1#	\$22
REALCRK	Core removal tool	1#	\$22
REALCMK	Master Key	1#	\$22

CORSICA VENEER SERIES TYPICALS

• Order complete suites using "CT_" models.



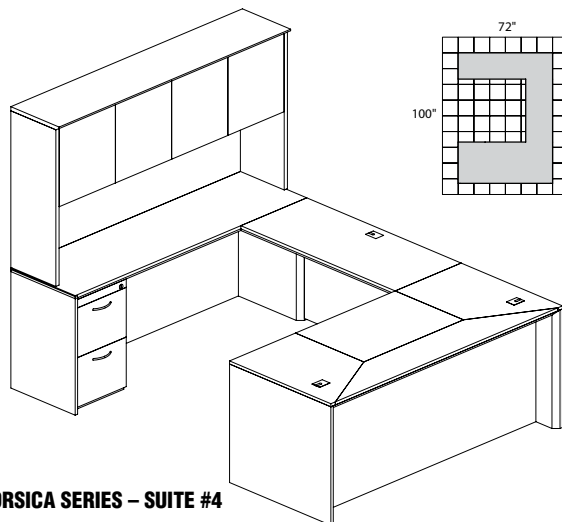
CORSICA SERIES – SUITE #2

Consists of:

QTY.	MODEL NO.	DESCRIPTION	LIST PRICE EACH
1	CD72	72" Bow Front Desk	\$1897
1	CBDG	Universal Bridge	\$577
1	CCNZ72	72" Credenza	\$1175
1	CHW72	72" Wood Doors Hutch	\$1775
1	CBBFD	Box Box File Ped	\$853
1	CFFC	File File Ped	\$692
1	CCD	Center Drawer	\$245

CT2

TOTAL: \$7214



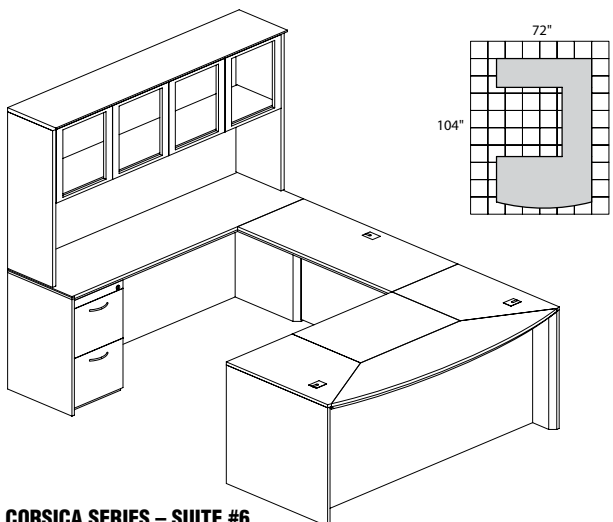
CORSICA SERIES – SUITE #4

Consists of:

QTY.	MODEL NO.	DESCRIPTION	LIST PRICE EACH
1	CDS72	72" Straight Front Desk	\$1733
1	CBDG	Universal Bridge	\$577
1	CCNZ72	72" Credenza	\$1175
1	CHW72	72" Wood Doors Hutch	\$1775
1	CBBFD	Box Box File Ped	\$853
1	CFFC	File File Ped	\$692
1	CCD	Center Drawer	\$245

CT4

TOTAL: \$7050



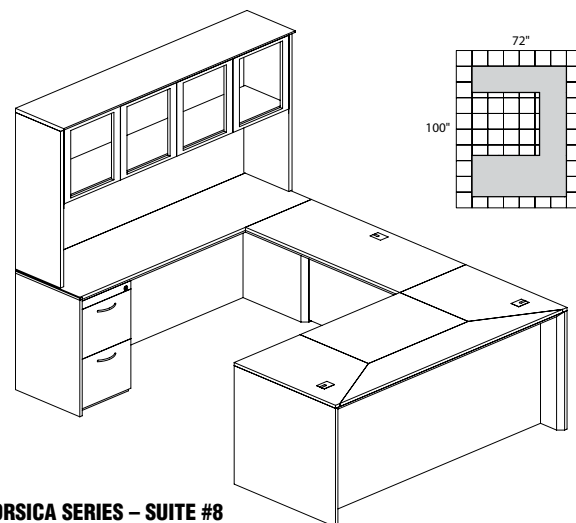
CORSICA SERIES – SUITE #6

Consists of:

QTY.	MODEL NO.	DESCRIPTION	LIST PRICE EACH
1	CD72	72" Bow Front Desk	\$1897
1	CBDG	Universal Bridge	\$577
1	CCNZ72	72" Credenza	\$1175
1	CHG72	72" Glass Doors Hutch	\$1775
1	CBBFD	Box Box File Ped	\$853
1	CFFC	File File Ped	\$692
1	CCD	Center Drawer	\$245

CT6

TOTAL: \$7214



CORSICA SERIES – SUITE #8

Consists of:

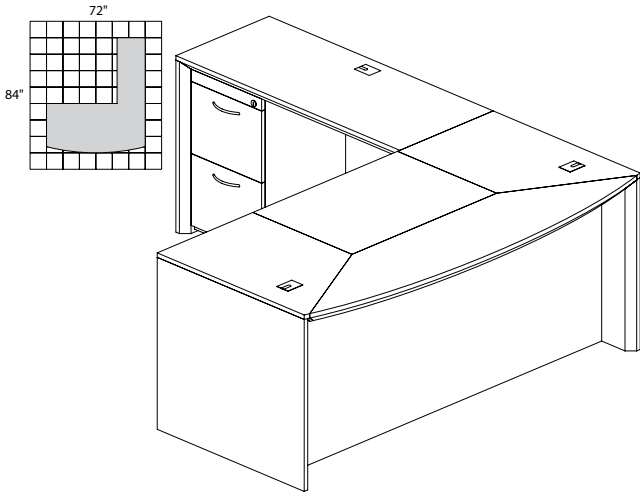
QTY.	MODEL NO.	DESCRIPTION	LIST PRICE EACH
1	CDS72	72" Straight Front Desk	\$1733
1	CBDG	Universal Bridge	\$577
1	CCNZ72	72" Credenza	\$1175
1	CHG72	72" Glass Doors Hutch	\$1775
1	CBBFD	Box Box File Ped	\$853
1	CFFC	File File Ped	\$692
1	CCD	Center Drawer	\$245

CT8

TOTAL: \$7050

CORSICA VENEER SERIES TYPICALS

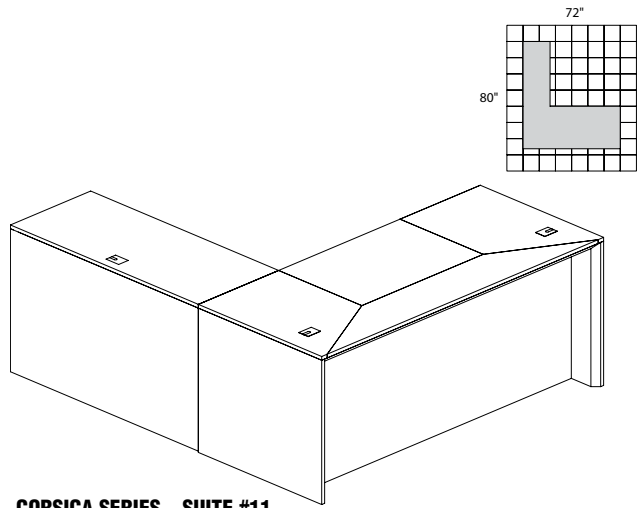
• Order complete suites using "CT_" models.



CORSICA SERIES – SUITE #10

Consists of:			
QTY.	MODEL NO.	DESCRIPTION	LIST PRICE EACH
1	CD72	72" Bow Front Desk	\$1897
1	CRTNL	Left Hand Return	\$753
1	CCD	Center Drawer	\$245
1	CBBFD	Box Box File Ped	\$853
1	CFFC	File File Ped	\$692

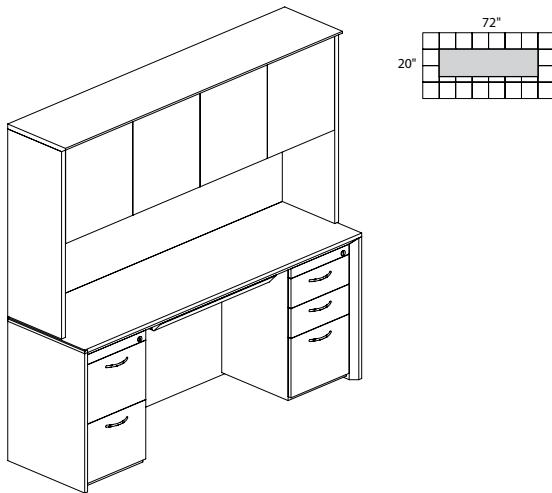
CT10 TOTAL: \$4440



CORSICA SERIES – SUITE #11

Consists of:			
QTY.	MODEL NO.	DESCRIPTION	LIST PRICE EACH
1	CDS72	72" Straight Front Desk	\$1733
1	CRTNR	Right Hand Return	\$753
1	CCD	Center Drawer	\$245
1	CBBFD	Box Box File Ped	\$853
1	CFFC	File File Ped	\$692

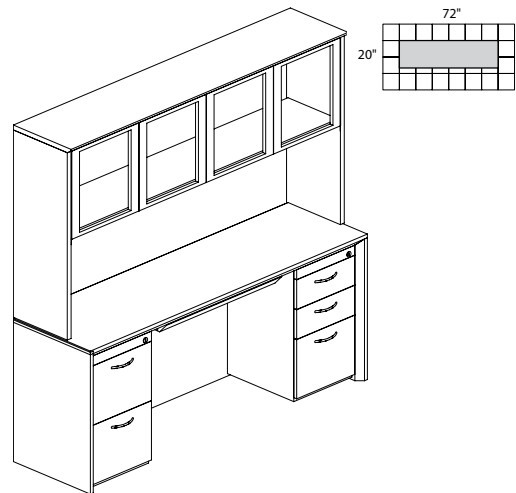
CT11 TOTAL: \$4276



CORSICA SERIES – SUITE #15

Consists of:			
QTY.	MODEL NO.	DESCRIPTION	LIST PRICE EACH
1	CCNZ72	72" Credenza	\$1175
1	CHW72	72" Wood Doors Hutch	\$1775
1	CBBFC	Box Box File Ped	\$704
1	CFFC	File File Ped	\$692
1	CCD	Center Drawer	\$245

CT15 TOTAL: \$4591



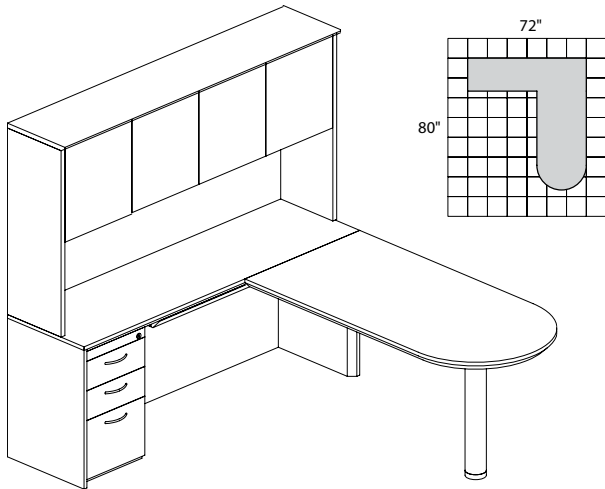
CORSICA SERIES – SUITE #16

Consists of:			
QTY.	MODEL NO.	DESCRIPTION	LIST PRICE EACH
1	CCNZ72	72" Credenza	\$1175
1	CHG72	72" Glass Doors Hutch	\$1775
1	CBBFC	Box Box File Ped	\$704
1	CFFC	File File Ped	\$692
1	CCD	Center Drawer	\$245

CT16 TOTAL: \$4591

CORSICA VENEER SERIES TYPICALS

• Order complete suites using "CT_" models.



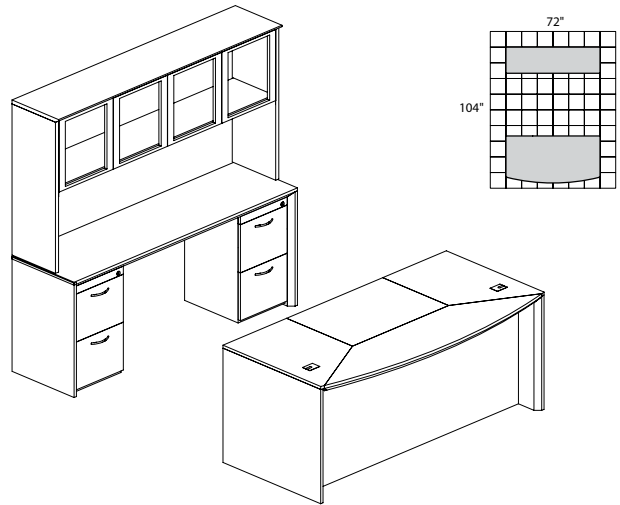
CORSICA SERIES – SUITE #19

Consists of:

QTY.	MODEL NO.	DESCRIPTION	LIST PRICE EACH
1	CPC	Peninsula Desk	\$1187
1	CCNZ72	72" Credenza	\$1175
1	CHW72	72" Wood Door Hutch	\$1775
1	CBBFC	Box Box File Ped	\$704
1	CCD	Center Drawer	\$245

CT19

TOTAL: \$5086



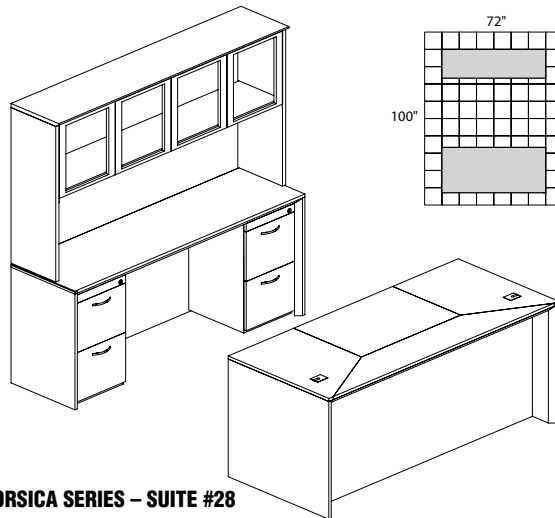
CORSICA SERIES – SUITE #26

Consists of:

QTY.	MODEL NO.	DESCRIPTION	LIST PRICE EACH
1	CD72	72" Bow Front Desk	\$1897
1	CCNZ72	72" Credenza	\$1175
1	CHG72	72" Glass Doors Hutch	\$1775
1	CBBFD	Box Box File Ped	\$853
1	CBBFD	Box Box File Ped	\$853
1	CFFC	File File Ped	\$692
1	CFFC	File File Ped	\$692
1	CCD	Center Drawer	\$245

CT26

TOTAL: \$8182



CORSICA SERIES – SUITE #28

Consists of:

QTY.	MODEL NO.	DESCRIPTION	LIST PRICE EACH
1	CDS72	72" Straight Front Desk	\$1733
1	CCNZ72	72" Credenza	\$1175
1	CHG72	72" Glass Doors Hutch	\$1775
1	CBBFD	Box Box File Ped	\$853
1	CBBFD	Box Box File Ped	\$853
1	CFFC	File File Ped	\$692
1	CFFC	File File Ped	\$692
1	CCD	Center Drawer	\$245

CT28

TOTAL: \$8018

NAPOLI[®] VENEER SERIES

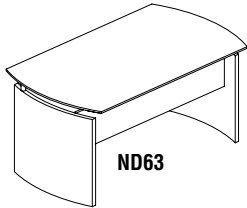

FAST Freight
QUICK-SHIP

The Napoli veneer desk system features Italian-influenced, sophisticated styling for business or home office. Available in two rich finishes, Napoli Furniture features AA-grade select North American hardwood veneers throughout.

Surfaces: Sierra Cherry finish on Cherry veneer, or Mahogany finish on Walnut veneer.

- Desk, Return and Extension work surfaces are 1-1/8" thick with a distinctive beveled edge.
- All veneer surfaces are protected with two coats of high-tech catalyzed lacquer.
- All models in all finishes are available on both the Quick-Ship and Fast Freight delivery programs with no quantity limitations.
- Recommended under-cabinet LED Task Light is model EZDP. Other LED Task/Desk lighting is available in the ACCESSORIES section at the end of this price list.
- All locks are keyed-alike and feature removable cores for installing "keyed-different" locks after-market.
- Silver detailing adds contemporary look to the Napoli series.

DESK

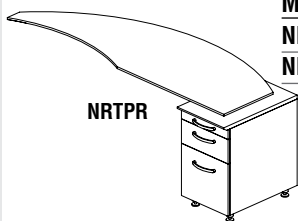


- Napoli desk surface seems to "float" on Silver supports.
- Silver modesty panel.
- Curved end panels reflect curved ends of work surface.

Model No.	Dimensions	Wt.	List Price
ND63	63"W x 36"D x 29 1/2"H	155#	\$1310
ND72	72"W x 36"D x 29 1/2"H	183#	\$1416

CURVED DESK RETURN WITH PENCIL-BOX-FILE PEDESTAL

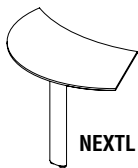
- Creates L-shaped work surface when attached to desk.
- Available for right or left side of desk.
- Gang-lock features removable core.
- Supported by Return Pencil-Box-File Pedestal.
- Pedestal drawer interiors finished to match exterior veneer.
- Stands off floor on Silver legs.



Model No.	Description	Dimensions	Wt.	List Price
NRTPR	63" Right return	63"W x 24"D x 29 1/2"H	123#	\$1324
NRTPL	63" Left return	63"W x 24"D x 29 1/2"H	123#	\$1324

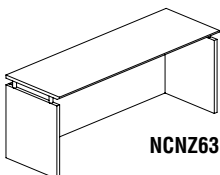
CURVED DESK EXTENSION

- Creates conference end to Napoli desk.
- Leg includes grommets for cable management.
- Supported by Silver leg.
- Available for right or left side of desk.



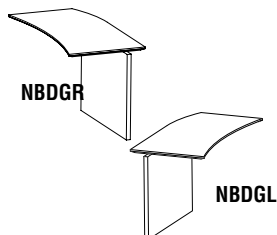
Model No.	Description	Dimensions	Wt.	List Price
NEXTR	Right extension	47"W x 28"D x 29 1/2"H	51#	\$601
NEXTL	Left extension	47"W x 28"D x 29 1/2"H	51#	\$601

CREDENZA



Model No.	Dimensions	Wt.	List Price
NCNZ63	63"W x 24"D x 29 1/2"H	133#	\$1135
NCNZ72	72"W x 24"D x 29 1/2"H	151#	\$1223

BRIDGE

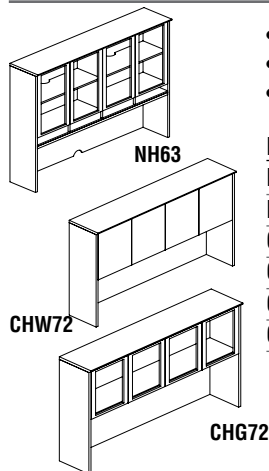


- Not free standing. Requires connection to credenza and desk.
- Features modesty panel.

Model No.	Description	Dimensions	Wt.	List Price
NBDGR	Right Hand Bridge	48"W x 24"D x 29 1/2"H	68#	\$714
NBDGL	Left Hand Bridge	48"W x 24"D x 29 1/2"H	68#	\$714

NAPOLI VENEER SERIES

HUTCH

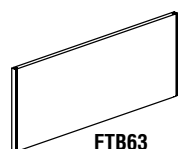


- Clear glass doors with silver frames.
- Four open compartment slots accept optional trays (See Hutch Trays).
- Provides 19 3/4"H clearance below shelf.
- Two, 12"H storage levels.
- Fully assembled.

Model No.	Dimensions	Wt.	List Price
NH63	63"W x 15"D x 50 1/2"H	183#	\$2439
NH72	72"W x 15"D x 50 1/2"H	209#	\$2584
CHW63 (with Wood Doors)	63 3/4"W x 15"D x 38 1/2"H	160#	\$1665
CHG63 (with Glass Doors)	63 3/4"W x 15"D x 38 1/2"H	160#	\$1665
CHW72 (with Wood Doors)	71 3/4"W x 15"D x 38 1/2"H	172#	\$1775
CHG72 (with Glass Doors)	71 3/4"W x 15"D x 38 1/2"H	172#	\$1775

NOTE: Recommended under-cabinet LED Task Light is model EZDP.
Other LED Task/Desk lighting is available in the ACCESSORIES section at the end of this price list.

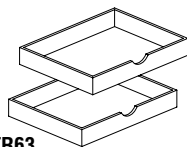
FABRIC PANELS



- Stocked in MIR1454 Birch Fabric.
- Other fabrics available as a special order; special orders sold in pairs.

Model No.	Dimensions	Wt.	List Price
FTB63	60"W x 18 1/2"H	15#	\$493
FTB72	69"W x 18 1/2"H	16#	\$493


HUTCH TRAYS



- Sold in pairs.
- Leather inlay.
- Silver.

Model No.	Description	Dimensions	Wt.	List Price
NHTR63	Hutch Trays - 63 (2)	14 5/8"W x 12 3/4"D x 2 3/8"H	7#	\$219
NHTR72	Hutch Trays - 72 (2)	15 1/8"W x 12 3/4"D x 2 3/8"H	8#	\$219

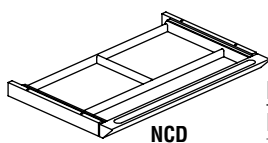
PEDESTALS



- Drawer interiors finished to match exterior veneer.
- Drawers operate smoothly using full-extension ball-bearing suspensions.
- Fits under credenzas.
- Gang-lock features removable core.
- Finished top surface.

Model No.	Dimensions	Wt.	List Price
NBBF Box-Box File	15 1/4"W x 21 1/4"D x 26"H	80#	\$903
NFF File-File	15 1/4"W x 21 1/4"D x 26"H	78#	\$860

CENTER DESK DRAWER

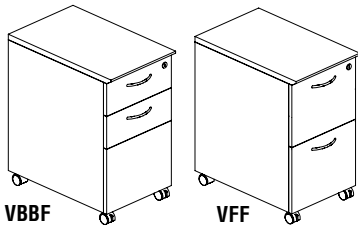


- Solid wood frame construction. Leather lined interior compartments.
- Drawer operates smoothly using full-extension ball-bearing suspension.
- Beveled front edge to match desk surface design.

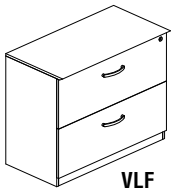
Model No.	Dimensions	Wt.	List Price
NCD	30"W x 18"D x 2"H Assembled	10#	\$245

NAPOLI VENEER SERIES**MOBILE PEDESTALS**

- Choice of two styles featuring two file drawers or two box drawers and one file drawer.
- File drawers accommodate letter and legal sized hanging file folders.
- Includes counter-weight for stability when in use.
- Drawers operate smoothly using full-extension ball-bearing suspensions.
- Gang-lock features removable core enabling keyed-alike suites.
- 2" dual-hooded casters. (2 lock, 2 non-lock)



Model No.	Description	Dimensions	Wt.	List Price
VBBF	Box-Box-File	15 1/4"W x 24"D x 27 1/2"H Assembled	92#	\$897
VFF	File-File	15 1/4"W x 24"D x 27 1/2"H Assembled	80#	\$870

LATERAL FILE

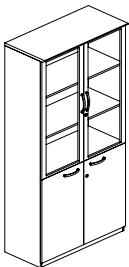
- Accommodate letter and legal sized hanging file folders.
- Includes counter-weight for stability when in use.
- Gang-lock features removable core enabling keyed-alike suites.
- Drawers operate smoothly using full-extension ball-bearing suspensions.

Model No.	Description	Dimensions	Wt.	List Price
VLF	File-File	36"W x 19"D x 29 1/2"H Assembled	160#	\$1573

WARDROBE CABINETS

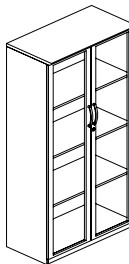
- Universal Door can either hinge on either right or left.
- Interior features sliding wardrobe hanging bar.
- Includes one fixed shelf and three adjustable shelves. (1 1/4" increments)

Model No.	Description	Dimensions	Wt.	List Price
VWRD	Universal Door	23 5/8"W x 19"D x 80"H	180#	\$1728

HIGH WALL CABINET WITH DOORS

- Features glass doors with silver frame above wood doors.
- Top and bottom doors lock separately. Keyed alike.
- Includes two adjustable shelves in top section and one adjustable shelf in lower section.
- Able to stand alone or be flanked by Wardrobe Cabinets.

Model No.	Dimensions	Wt.	List Price
VHC	40"W x 19"D x 80"H	284#	\$2749

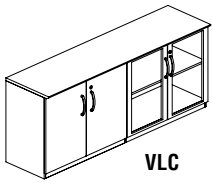
68" WALL CABINET

- Storage unit with choice of wood doors or glass doors.
- Includes one fixed shelf and two adjustable shelves.

Model No.	Description	Dimensions	Wt.	List Price
VCG	With glass doors	36"W x 19"D x 68"H	253#	\$1921

NAPOLI VENEER SERIES

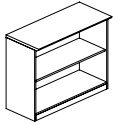
LOW WALL CABINET WITH DOORS



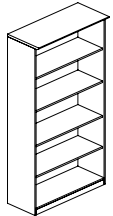
- Features a choice of wood/glass, all-wood, or all-glass door sets.
- Sets of doors lock separately. Keyed alike.
- Includes one adjustable shelf on each side.

Model No.	Description	Dimensions	Wt.	List Price
VLC	Wood/Glass Door Combination	72"W x 19"D x 29 1/2"H	193#	\$1856
VLCW	All Wood Doors	72"W x 19"D x 29 1/2"H	193#	\$1856
VLCG	All Glass Doors	72"W x 19"D x 29 1/2"H	193#	\$1856

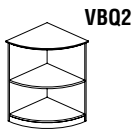
BOOKCASES



- Open shelves for convenient storage.
- Adjustable shelves.
- VB2 & VB5 support 75 lbs. per shelf, evenly distributed; VBQ2 supports 25 lbs. per shelf, evenly distributed.
- Choice of two or five shelf units.
- 1" thick shelves.



Model No.	Description	Dimensions	Wt.	List Price
VB2	2 Shelf	36"W x 16"D x 29 1/2"H	64#	\$764
VB5	5 Shelf	36"W x 16"D x 68"H	140#	\$1480
VBQ2	2 Shelf 1/4 - Round	19"W x 19"D x 29 1/2"H	25#	\$718



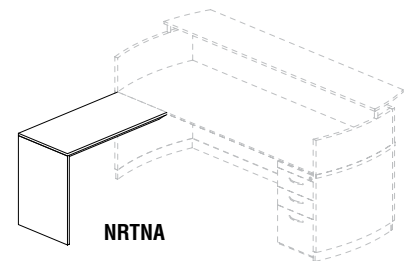
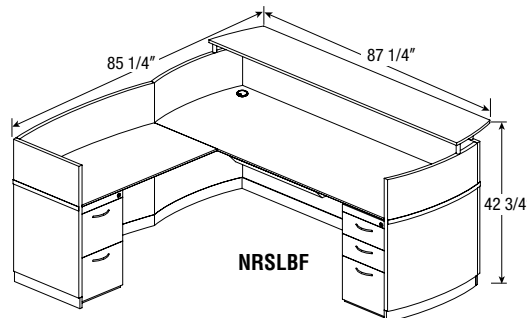
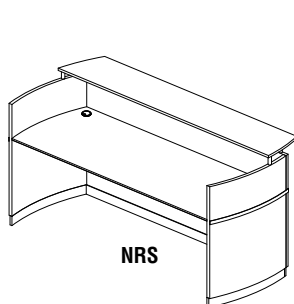
NAPOLI RECEPTION FURNITURE

First impressions are critical for any business. The Napoli Reception Furniture is available in two finishes, and features AA-grade North American hardwood veneers throughout.

Surfaces: Sierra Cherry finish on Cherry veneer and Mahogany finish on Walnut veneer.

- All Napoli Reception Stations (except NRS) include a center drawer.
- Non-handed return.
- 3/4" frosted, tempered glass.
- Universal ADA Reception Return can only be used with Napoli Reception Station.

Model No.	Description	Dimensions	Wt.	List Price
NRS	Reception Station (no peds)	87 1/4"W x 37 1/4"D x 42 3/4"H	398#	\$3228
NRSBF	Reception Station with B/B/F, F/F	87 1/4"W x 37 1/4"D x 42 3/4"H	577#	\$5150
NRSBB	Reception Station with 2-B/B/F	87 1/4"W x 37 1/4"D x 42 3/4"H	562#	\$5179
NRSLBF	Reception Station with B/B/F, F/F	87 1/4"W x 37 1/4"D x 42 3/4"H Desk 48"W x 25"D x 39 1/4"H Return	980#	\$6752
NRSLBB	Reception Station with 2-B/B/F	87 1/4"W x 37 1/4"D x 42 3/4"H Desk 48"W x 25"D x 39 1/4"H Return	980#	\$6764
NRSLFF	Reception Station with 2-F/F	87 1/4"W x 37 1/4"D x 42 3/4"H Desk 48"W x 25"D x 39 1/4"H Return	980#	\$6723
NRSLBA	Reception Station with 1-B/B/F Universal ADA Return	87 1/4"W x 37 1/4"D x 42 3/4"H Desk 38"W x 20 1/2"D x 28 3/4"H Return	553#	\$4803
NRTNA	Universal ADA Return	38"W x 20 1/2"D x 28 3/4"H	64#	\$477



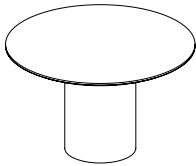
NAPOLI VENEER SERIES

NAPOLI CONFERENCE TABLES

The Napoli veneer conference room furniture features elegant lines with excellent durability. Available in two rich finishes, Napoli features AA-grade select North American hardwood veneers throughout.

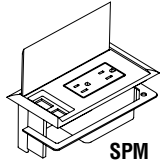
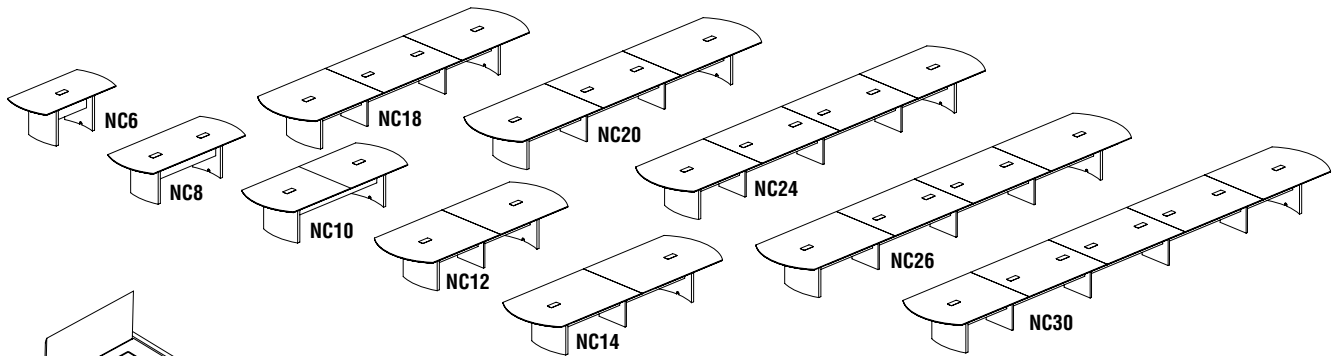
Surfaces: Sierra Cherry finish on cherry veneer and Mahogany finish on walnut veneer.

- All veneer surfaces are protected with two coats of high-tech catalyzed lacquer.
- Grommet hole cutout size is 2 3/4" x 6".




NCR48

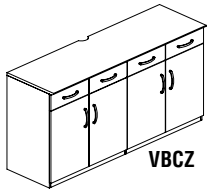
Model No.	Description	Dimensions	Wt.	List Price
NC6	6' Conference Table	72"W x 36"D x 29 1/2"H	197#	\$1832
NC8	8' Conference Table	96"W x 42"D x 29 1/2"H	236#	\$2278
NC10	10' Conference Table	120"W x 48"D x 29 1/2"H	306#	\$3224
NC12	12' Conference Table	144"W x 54"D x 29 1/2"H	358#	\$5256
NC14	14' Conference Table	168"W x 54"D x 29 1/2"H	399#	\$5502
NC18	18' Conference Table	216"W x 54"D x 29 1/2"H	545#	\$7853
NC20	20' Conference Table	240"W x 54"D x 29 1/2"H	585#	\$8098
NC24	24' Conference Table	288"W x 54"D x 29 1/2"H	732#	\$10450
NC26	26' Conference Table	312"W x 54"D x 29 1/2"H	772#	\$10694
NC30	30' Conference Table	360"W x 54"D x 29 1/2"H	919#	\$13047
NCR48	Round Conference Table	48" Round x 29 1/2"H	135#	\$1514
CTMB	Presentation Board	48" x 48" x 3 1/4"	110#	\$1467



SPM

Model No.	Description	List Price
SPM 	6 1/4"W x 4"D x 1 1/2"H Optional Power Module, UL Listed [includes RJ11-Cat 3 coupler (phone) and RJ45 coupler (data)] – 6' power cord. Black only.	\$298

BUFFET

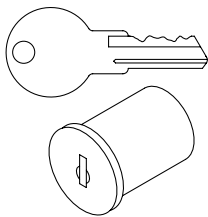


VBCZ

- Features two cabinet compartments (one adjustable shelf in each) and four drawers.
- Designed for audio/visual support including cable pass throughs and inset back panel for wall plug clearance.
- All drawer and cabinet interiors are full-finished veneer.

Model No.	Dimensions	Wt.	List Price
VBCZ	72"W x 22"D x 36"H	297#	\$2972

REPLACEMENT LOCK CORES

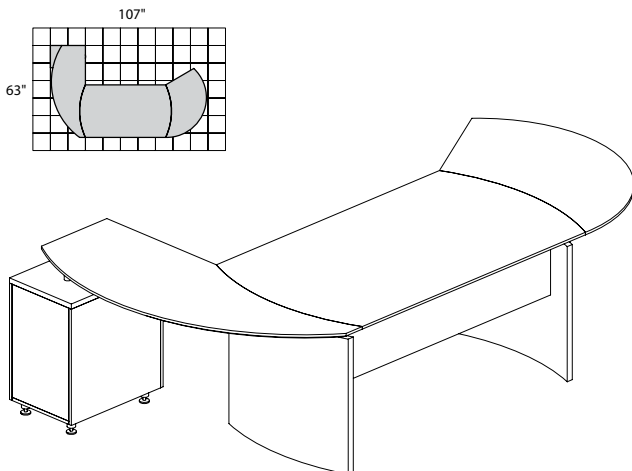


- Allows pedestals and laterals to be keyed uniquely for up to 15 different workstations.
- Master key available.
- Must purchase a core removal tool to change locks cores.

Model No.	Description	Wt.	List Price
REALCC0311 through REALCC0325 (Silver)	Replacement core with keys	1#	\$22
REALCRK	Core removal tool	1#	\$22
REALCMK	Master Key	1#	\$22

NAPOLI VENEER SERIES TYPICALS

- Order complete suites using "NT_" models.



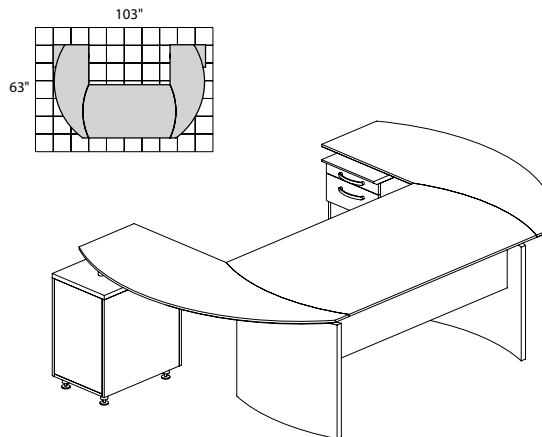
NAPOLI SERIES – SUITE #1

Consists of:

QTY.	MODEL NO.	DESCRIPTION	LIST PRICE EACH
1	ND63	63"W Desk	\$1310
1	NEXTL	Curved Desk Ext.	\$601
1	NRTPR	Curved Desk Return with Pencil-Box-File	\$1324
1	NCD	Center Drawer	\$245

NT1

TOTAL: \$3480



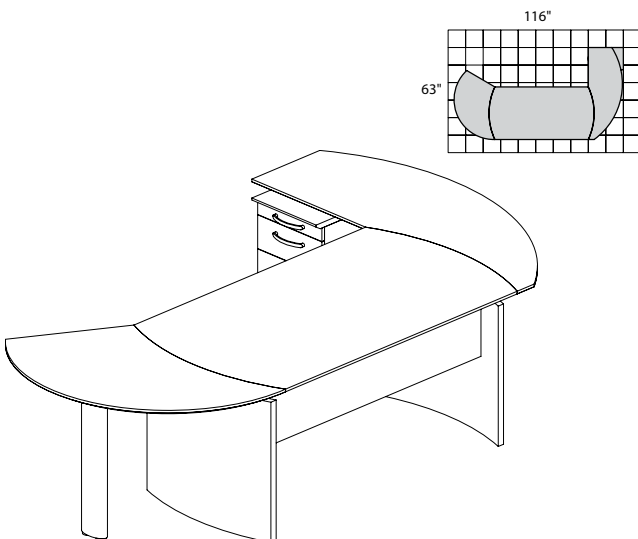
NAPOLI SERIES – SUITE #3

Consists of:

QTY.	MODEL NO.	DESCRIPTION	LIST PRICE EACH
1	ND63	63"W Desk	\$1310
1	NRTPR	Curved Desk Return with Pencil-Box-File	\$1324
1	NRTPL	Curved Desk Return with Pencil-Box-File	\$1324
1	NCD	Center Drawer	\$245

NT3

TOTAL: \$4203



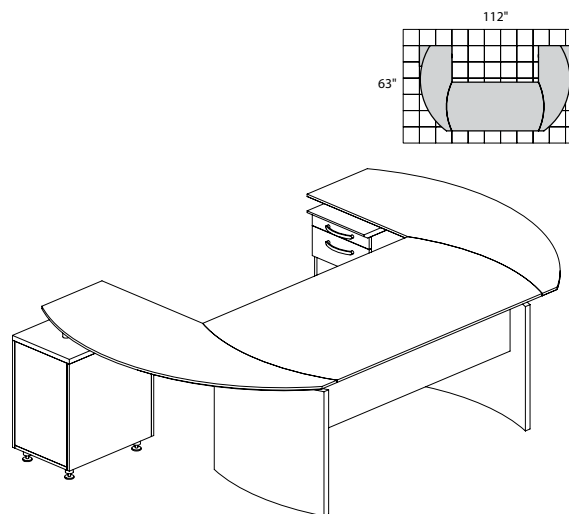
NAPOLI SERIES – SUITE #5

Consists of:

QTY.	MODEL NO.	DESCRIPTION	LIST PRICE EACH
1	ND72	72"W Desk	\$1416
1	NEXTR	Curved Desk Ext.	\$601
1	NRTPL	Curved Desk Return with Pencil-Box-File	\$1324
1	NCD	Center Drawer	\$245

NT5

TOTAL: \$3586



NAPOLI SERIES – SUITE #6

Consists of:

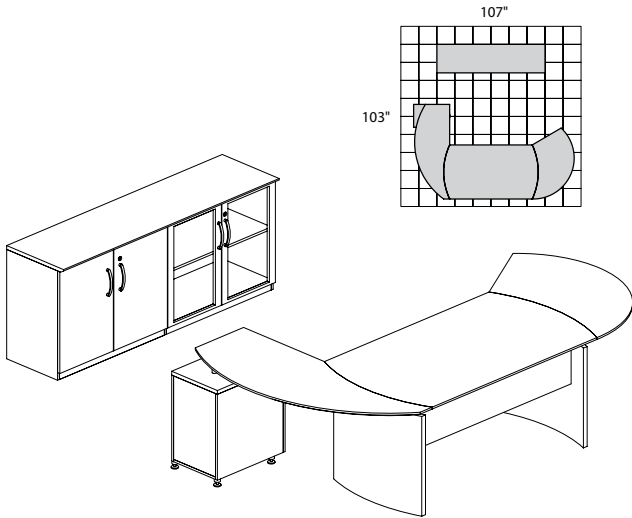
QTY.	MODEL NO.	DESCRIPTION	LIST PRICE EACH
1	ND72	72"W Desk	\$1416
1	NRTPR	Curved Desk Return with Pencil-Box-File	\$1324
1	NRTPL	Curved Desk Return with Pencil-Box-File	\$1324
1	NCD	Center Drawer	\$245

NT6

TOTAL: \$4309

NAPOLI VENEER SERIES TYPICALS

• Order complete suites using "NT___" models.



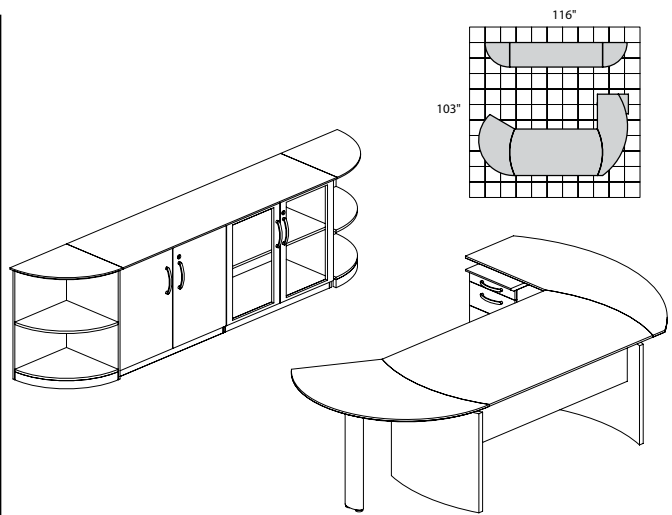
NAPOLI SERIES – SUITE #7

Consists of:

QTY.	MODEL NO.	DESCRIPTION	LIST PRICE EACH
1	ND63	63"W Desk	\$1310
1	NEXTL	Curved Desk Ext.	\$601
1	NRTPR	Curved Desk Return with Pencil-Box-File	\$1324
1	NCD	Center Drawer	\$245
1	VLC	Low Wall Cabinet	\$1856

NT7

TOTAL: \$5336



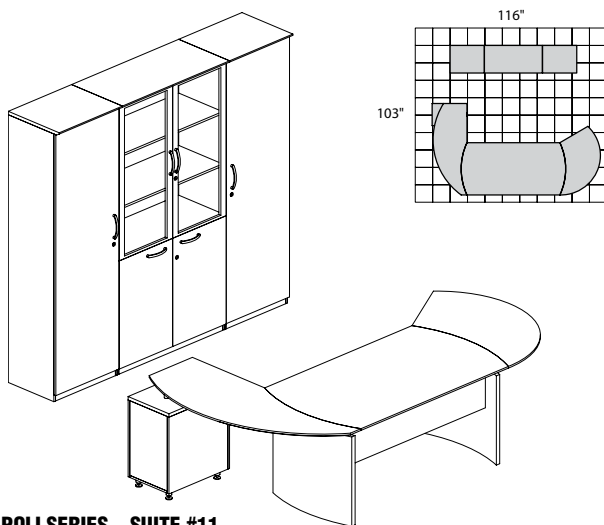
NAPOLI SERIES – SUITE #9

Consists of:

QTY.	MODEL NO.	DESCRIPTION	LIST PRICE EACH
1	ND72	72"W Desk	\$1416
1	NEXTR	Curved Desk Ext.	\$601
1	NRTPL	Curved Desk Return with Pencil-Box-File	\$1324
1	NCD	Center Drawer	\$245
1	VLC	Low Wall Cabinet	\$1856
1	VBQ2	2 Shelf 1/4-Round	\$718
1	VBQ2	2 Shelf 1/4-Round	\$718

NT9

TOTAL: \$6878



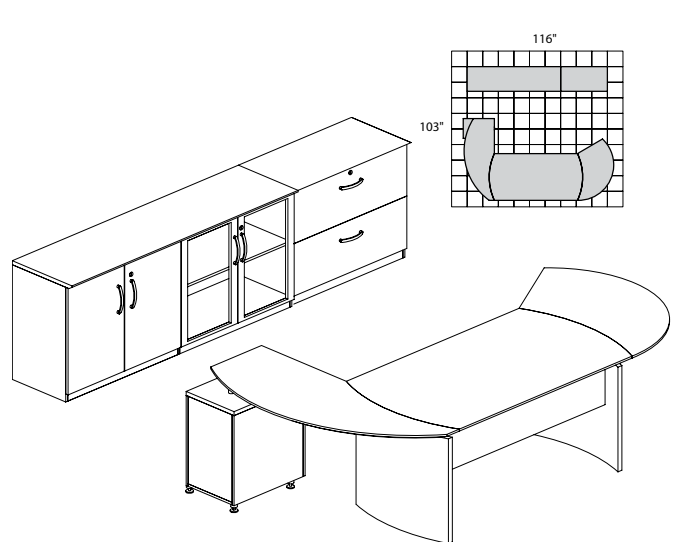
NAPOLI SERIES – SUITE #11

Consists of:

QTY.	MODEL NO.	DESCRIPTION	LIST PRICE EACH
1	ND72	72"W Desk	\$1416
1	NEXTL	Curved Desk Ext.	\$601
1	NRTPR	Curved Desk Return with Pencil-Box-File	\$1324
1	NCD	Center Drawer	\$245
1	VWRD	Wardrobe Cabinet	\$1728
1	VWRD	Wardrobe Cabinet	\$1728
1	VHC	High Wall Cabinet	\$2749

NT11

TOTAL: \$9791



NAPOLI SERIES – SUITE #15

Consists of:

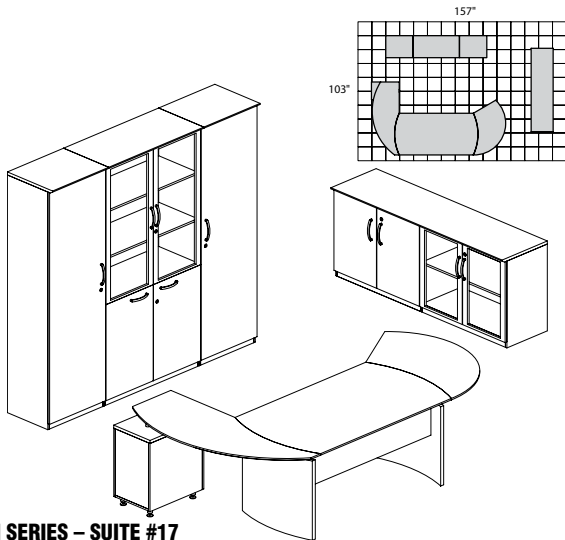
QTY.	MODEL NO.	DESCRIPTION	LIST PRICE EACH
1	ND72	72"W Desk	\$1416
1	NEXTL	Curved Desk Ext.	\$601
1	NRTPR	Curved Desk Return with Pencil-Box-File	\$1324
1	NCD	Center Drawer	\$245
1	VLC	Low Wall Cabinet	\$1856
1	VLF	Lateral File	\$1573

NT15

TOTAL: \$7015

NAPOLI VENEER SERIES TYPICALS

• Order complete suites using "NT___" models.



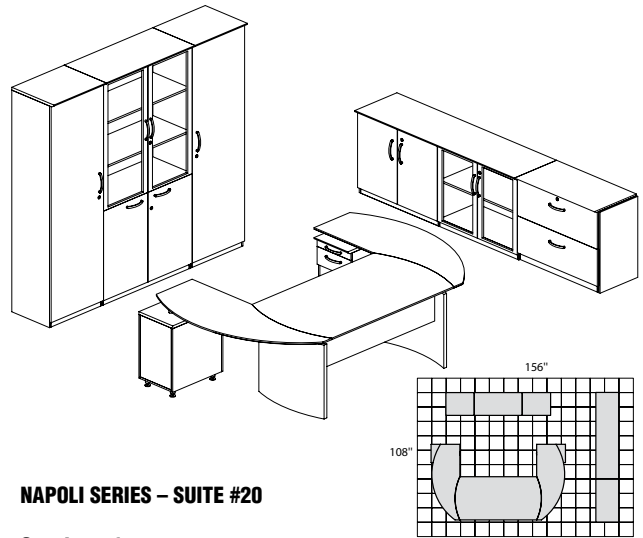
NAPOLI SERIES – SUITE #17

Consists of:

QTY.	MODEL NO.	DESCRIPTION	LIST PRICE EACH
1	ND72	72"W Desk	\$1416
1	NEXTL	Curved Desk Ext.	\$601
1	NRTPR	Curved Desk Return with Pencil-Box-File	\$1324
1	NCD	Center Drawer	\$245
1	VLC	Low Wall Cabinet	\$1856
1	VWRD	Wardrobe Cabinet	\$1728
1	VWRD	Wardrobe Cabinet	\$1728
1	VHC	High Wall Cabinet	\$2749

NT17

TOTAL: \$11647



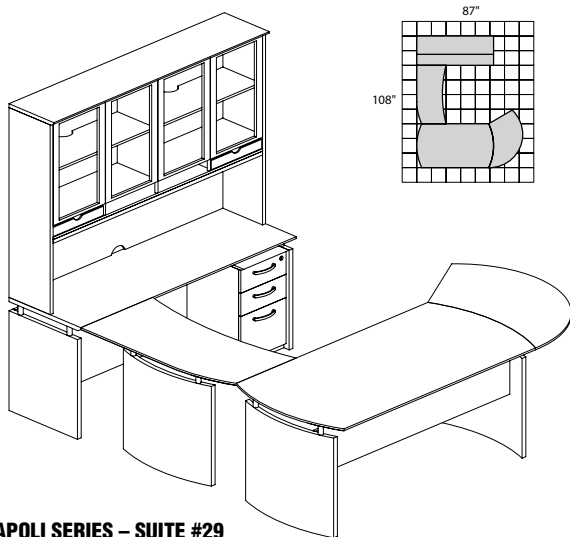
NAPOLI SERIES – SUITE #20

Consists of:

QTY.	MODEL NO.	DESCRIPTION	LIST PRICE EACH
1	ND72	72"W Desk	\$1416
1	NRTPR	Curved Desk Return with Pencil-Box-File	\$1324
1	NRTPL	Curved Desk Return with Pencil-Box-File	\$1324
1	NCD	Center Drawer	\$245
1	VWRD	Wardrobe Cabinet	\$1728
1	VWRD	Wardrobe Cabinet	\$1728
1	VHC	High Wall Cabinet	\$2749
1	VLC	Low Wall Cabinet	\$1856
1	VLFL	Lateral File	\$1573

NT20

TOTAL: \$13943



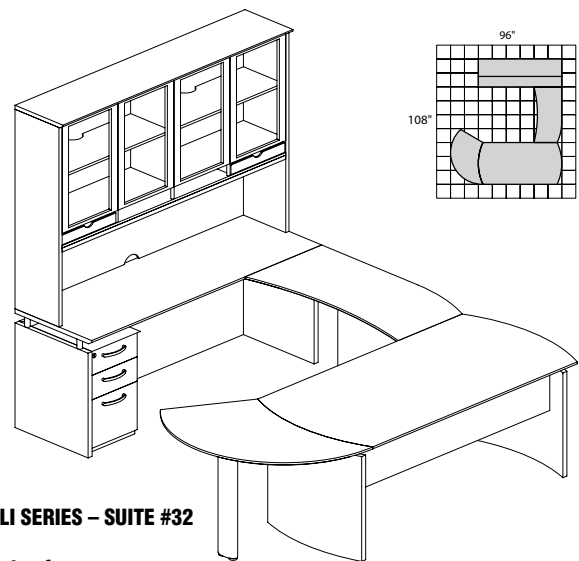
NAPOLI SERIES – SUITE #29

Consists of:

QTY.	MODEL NO.	DESCRIPTION	LIST PRICE EACH
1	ND63	63"W Desk	\$1310
1	NEXTL	Curved Desk Ext.	\$601
1	NCD	Center Drawer	\$245
1	NBDGR	Bridge Right-Hand	\$714
1	NCNZ63	63"W Credenza	\$1135
1	NH63	63"W Hutch	\$2439
1	NBBF	Box Box File	\$903
1	NHTR63	Pair of Trays	\$219

NT29

TOTAL: \$7566



NAPOLI SERIES – SUITE #32

Consists of:

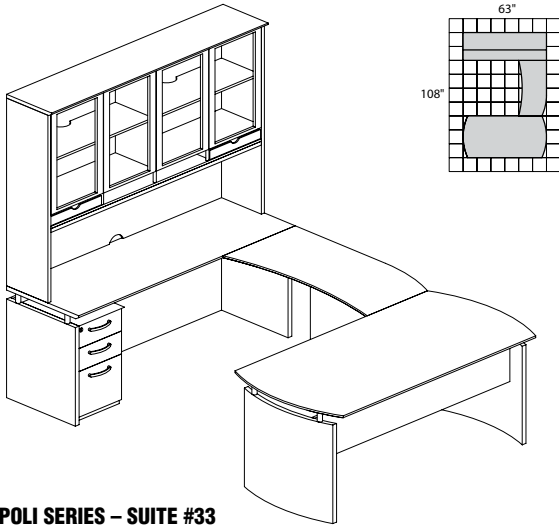
QTY.	MODEL NO.	DESCRIPTION	LIST PRICE EACH
1	ND72	72"W Desk	\$1416
1	NEXTR	Curved Desk Ext.	\$601
1	NCD	Center Drawer	\$245
1	NBDGL	Bridge Left-Hand	\$714
1	NCNZ72	72"W Credenza	\$1223
1	NH72	72"W Hutch	\$2584
1	NBBF	Box Box File	\$903
1	NHTR72	Pair of Trays	\$219

NT32

TOTAL: \$7905

NAPOLI VENEER SERIES TYPICALS

• Order complete suites using "NT___" models.



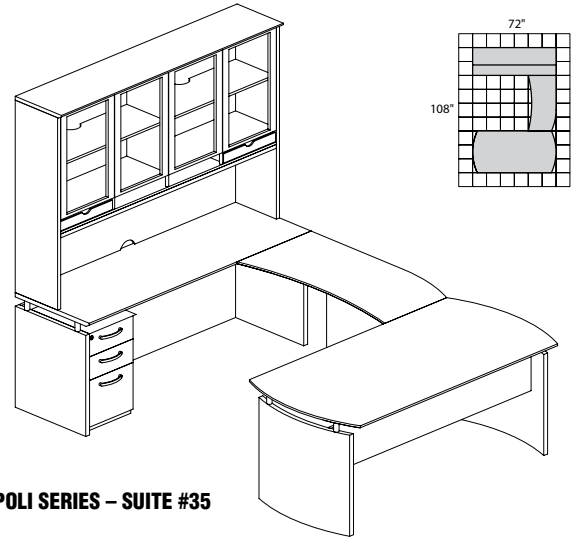
NAPOLI SERIES – SUITE #33

Consists of:

QTY.	MODEL NO.	DESCRIPTION	LIST PRICE EACH
1	ND63	63"W Desk	\$1310
1	NCD	Center Drawer	\$245
1	NBDGL	Bridge Left-Hand	\$714
1	NCNZ63	63"W Credenza	\$1135
1	NH63	63"W Hutch	\$2439
1	NBBF	Box Box File	\$903
1	NHTR63	Pair of Trays	\$219

NT33

TOTAL: \$6965



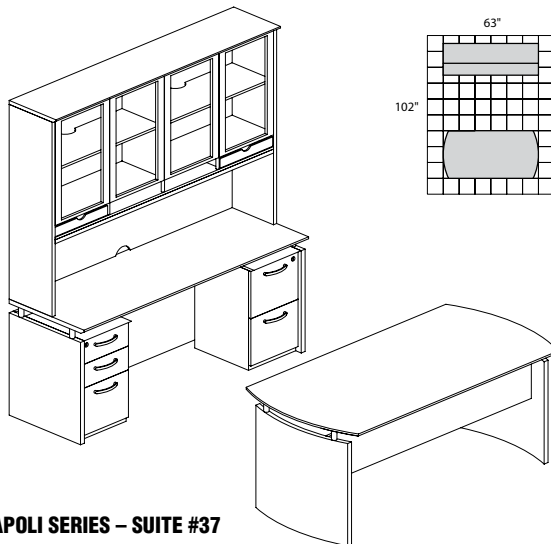
NAPOLI SERIES – SUITE #35

Consists of:

QTY.	MODEL NO.	DESCRIPTION	LIST PRICE EACH
1	ND72	72"W Desk	\$1416
1	NCD	Center Drawer	\$245
1	NBDGL	Bridge Left-Hand	\$714
1	NCNZ72	72"W Credenza	\$1223
1	NH72	72"W Hutch	\$2584
1	NBBF	Box Box File	\$903
1	NHTR72	Pair of Trays	\$219

NT35

TOTAL: \$7304



NAPOLI SERIES – SUITE #37

Consists of:

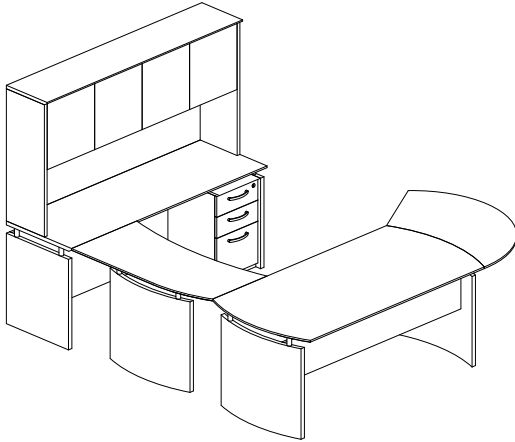
QTY.	MODEL NO.	DESCRIPTION	LIST PRICE EACH
1	ND63	63"W Desk	\$1310
1	NCD	Center Drawer	\$245
1	NCNZ63	63"W Credenza	\$1135
1	NH63	63"W Hutch	\$2439
1	NBBF	Box Box File	\$903
1	NFF	File File Ped	\$860
1	NHTR63	Pair of Trays	\$219

NT37

TOTAL: \$7111

NAPOLI VENEER SERIES TYPICALS

• Order complete suites using "NT__" models.



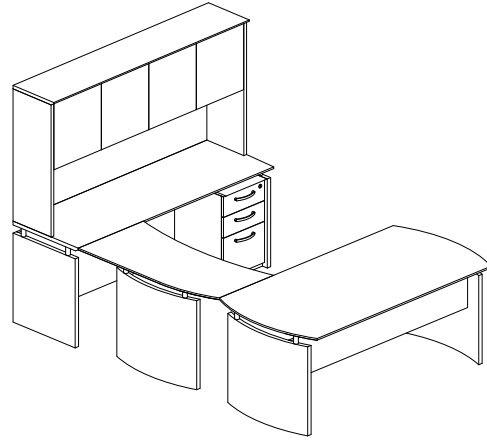
NAPOLI SERIES – SUITE #64

Consists of:

QTY.	MODEL NO.	DESCRIPTION	LIST PRICE EACH
1	ND63	63"W Desk	\$1310
1	NEXTL	Curved Desk Ext.	\$601
1	NCD	Center Drawer	\$245
1	NBDGR	Bridge Right-Hand	\$714
1	NCNZ63	63"W Credenza	\$1135
1	CHW63	63"W Hutch	\$1665
1	NBBF	Box Box File	\$903

NT64

TOTAL: \$6573



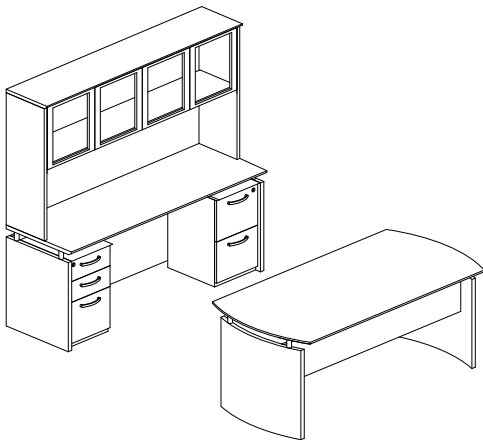
NAPOLI SERIES – SUITE #65

Consists of:

QTY.	MODEL NO.	DESCRIPTION	LIST PRICE EACH
1	ND63	63"W Desk	\$1310
1	NCD	Center Drawer	\$245
1	NBDGR	Bridge Right-Hand	\$714
1	NCNZ63	63"W Credenza	\$1135
1	CHW63	63"W Hutch	\$1665
1	NBBF	Box Box File	\$903

NT65

TOTAL: \$5972



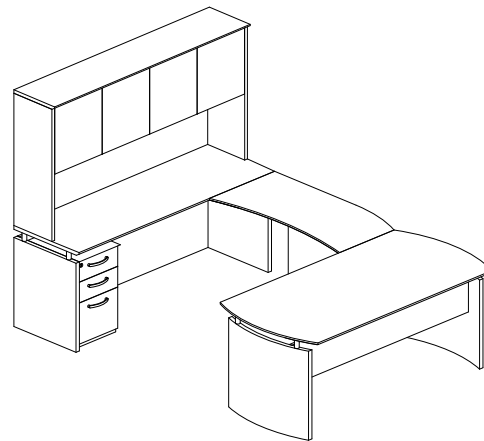
NAPOLI SERIES – SUITE #66

Consists of:

QTY.	MODEL NO.	DESCRIPTION	LIST PRICE EACH
1	ND72	72"W Desk	\$1416
1	NCD	Center Drawer	\$245
1	NCNZ72	72"W Credenza	\$1223
1	CHW72	72"W Hutch	\$1775
1	NBBF	Box Box File	\$903
1	NFF	File File Ped	\$860

NT66

TOTAL: \$6422



NAPOLI SERIES – SUITE #67

Consists of:

QTY.	MODEL NO.	DESCRIPTION	LIST PRICE EACH
1	ND72	72"W Desk	\$1416
1	NCD	Center Drawer	\$245
1	NBDGL	Bridge Left-Hand	\$714
1	NCNZ72	72"W Credenza	\$1223
1	CHW72	72"W Hutch	\$1775
1	NBBF	Box Box File	\$903

NT67

TOTAL: \$6276

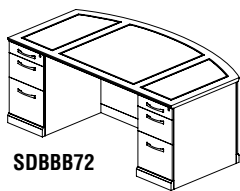
SORRENTO DESK SERIES

The Sorrento veneer desking system is a transitional line of wood office furniture for executive offices, individual workspaces, conference rooms and reception areas. This line combines a high end look and technology-friendly features. Sorrento uses AA-grade North American Hardwood veneers throughout.

Surface: Choice of Espresso finish on Walnut veneer, or Bourbon Cherry finish on Cherry veneer border and walnut inlays bordering Bird's Eye Maple panels.

- For Bourbon Cherry finish, all horizontal desking surfaces feature hardwood inlays and Bird's Eye maple panels.
- All cabinet/drawer interiors and backs are fully finished.
- All locks are keyed alike and feature removable cores for installing "keyed different" locks after market.
- Center drawers are optional.
- All floor supported models include steel threaded leveling glides.
- All models in all finishes are available on both the Quick-Ship and Fast Freight delivery programs with no quantity limitations.
- All credenzas, returns, and bridges feature a technology access panel for convenient connectivity.
- Recommended under-cabinet LED Task Light is model EZDP. Other LED Task/Desk lighting is available in the ACCESSORIES section at the end of this price list.

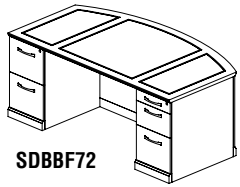
FREESTANDING DESKS



SDBBB72

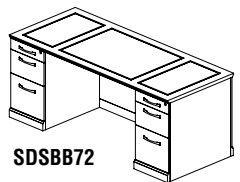
- Choose either two Pencil/Box/Files or a combination of a Pencil/Box/File and a File/File pedestal. All Freestanding Pedestals are universal.

Model No.	Description	Dimensions	Wt.	List Price
SDBBB72	Double Pedestal Desk, Bow Front, PBF/PBF	72"W x 39"D x 29 1/2"H	310#	\$3707
SDBBF72	Double Pedestal Desk, Bow Front, PBF/FF	72"W x 39"D x 29 1/2"H	307#	\$3624
SDSBB72	Double Pedestal Desk, Straight Front, PBF/PBF	72"W x 30"D x 29 1/2"H	289#	\$3511
SDSBF72	Double Pedestal Desk, Straight Front, PBF/FF	72"W x 30"D x 29 1/2"H	287#	\$3428

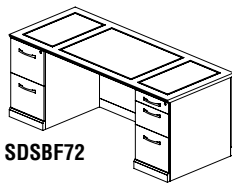


SDBBF72

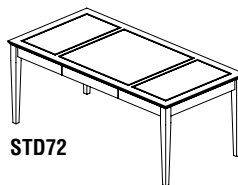
Model No.	Description	Dimensions	Wt.	List Price
STD72	Table Desk with built in center drawer	72"W x 36"D x 29 1/2"H	144#	\$1735
SCD	Center Drawer for Desks and Credenzas	30"W x 21 1/4"D x 2 1/2"H	21#	\$392



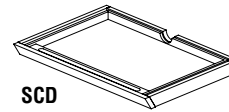
SDSBB72



SDSBF72



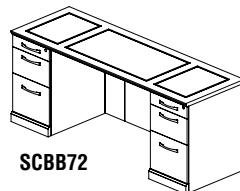
STD72



SCD

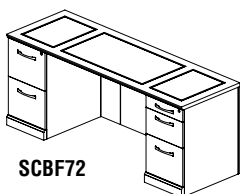
FREESTANDING CREDENZAS

- All Credenzas feature a technology access panel for convenient connectivity.



SCBB72

Model No.	Description	Dimensions	Wt.	List Price
SCBB72	Double Pedestal Credenza, PBF/PBF	72"W x 24"D x 29 1/2"H	257#	\$3160
SCBF72	Double Pedestal Credenza, PBF/FF	72"W x 24"D x 29 1/2"H	255#	\$3077
SCFF72	Double Pedestal Credenza, FF/FF	72"W x 24"D x 29 1/2"H	253#	\$2994

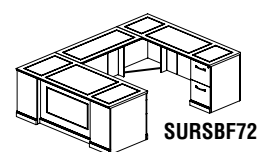
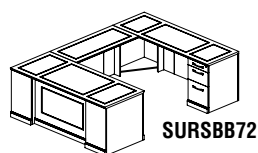
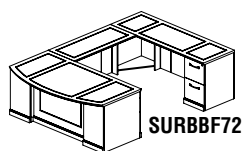
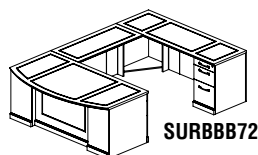


SCBF72

SORRENTO VENEER SERIES**U-SHAPED CONFIGURATIONS**

- All credenzas and bridges feature a technology access panel for convenient connectivity.
- Offered in choice of left-handed and right-handed U-configurations.

Model No.	Description	Dimensions	Wt.	List Price
SURBBB72	Executive "U," Bowfront, Right Bridge PBF-Desk, PBF-Credenza	72"W x 39"D x 29 1/2"H Desk 48"W x 20"D x 29 1/2"H Bridge 72"W x 24"D x 29 1/2"H Credenza	536#	\$6182
SULBBB72	Executive "U," Bowfront, Left Bridge PBF-Desk, PBF-Credenza	72"W x 39"D x 29 1/2"H Desk 48"W x 20"D x 29 1/2"H Bridge 72"W x 24"D x 29 1/2"H Credenza	536#	\$6182
SURBBF72	Executive "U," Bowfront, Right Bridge PBF-Desk, FF-Credenza	72"W x 39"D x 29 1/2"H Desk 48"W x 20"D x 29 1/2"H Bridge 72"W x 24"D x 29 1/2"H Credenza	533#	\$6099
SULBBF72	Executive "U," Bowfront, Left Bridge PBF-Desk, FF-Credenza	72"W x 39"D x 29 1/2"H Desk 48"W x 20"D x 29 1/2"H Bridge 72"W x 24"D x 29 1/2"H Credenza	533#	\$6099
SURSB72	Executive "U," Straight Front, Right Bridge PBF-Desk, PBF-Credenza	72"W x 30"D x 29 1/2"H Desk 48"W x 20"D x 29 1/2"H Bridge 72"W x 24"D x 29 1/2"H Credenza	523#	\$5986
SULSB72	Executive "U," Straight Front, Left Bridge PBF-Desk, PBF-Credenza	72"W x 30"D x 29 1/2"H Desk 48"W x 20"D x 29 1/2"H Bridge 72"W x 24"D x 29 1/2"H Credenza	523#	\$5986
SURSBF72	Executive "U," Straight Front, Right Bridge PBF-Desk, FF-Credenza	72"W x 30"D x 29 1/2"H Desk 48"W x 20"D x 29 1/2"H Bridge 72"W x 24"D x 29 1/2"H Credenza	520#	\$5903
SULSBF72	Executive "U," Straight Front, Left Bridge PBF-Desk, FF-Credenza	72"W x 30"D x 29 1/2"H Desk 48"W x 20"D x 29 1/2"H Bridge 72"W x 24"D x 29 1/2"H Credenza	520#	\$5903



SORRENTO VENEER SERIES

L-SHAPED CONFIGURATIONS

- All returns feature a technology access panel for convenient connectivity.
- Offered in choice of left-handed and right-handed L-configurations.
- All returns feature a technology access panel for convenient connectivity.

Model No.	Description	Dimensions	Wt.	List Price
SLRBBB72	Executive "L," Bowfront, Right Return PBF-Desk, PBF-Return	72"W x 39"D x 29 1/2"H Desk 48"W x 20"D x 29 1/2"H Return	389#	\$4684
SLLBBB72	Executive "L," Bowfront, Left Return PBF-Desk, PBF-Return	72"W x 39"D x 29 1/2"H Desk 48"W x 20"D x 29 1/2"H Return	389#	\$4684
SLRBBF72	Executive "L," Bowfront, Right Return PBF-Desk, FF-Return	72"W x 39"D x 29 1/2"H Desk 48"W x 20"D x 29 1/2"H Return	386#	\$4586
SLLBBF72	Executive "L," Bowfront, Left Return PBF-Desk, FF-Return	72"W x 39"D x 29 1/2"H Desk 48"W x 20"D x 29 1/2"H Return	386#	\$4586
SLRSBB72	Executive "L," Straight Front, Right Return PBF-Desk, PBF-Return	72"W x 39"D x 29 1/2"H Desk 48"W x 20"D x 29 1/2"H Return	376#	\$4488
SLLSBB72	Executive "L," Straight Front, Left Return PBF-Desk, PBF-Return	72"W x 30"D x 29 1/2"H Desk 48"W x 20"D x 29 1/2"H Return	376#	\$4488
SLRSBF72	Executive "L," Straight Front, Right Return PBF-Desk, FF-Return	72"W x 30"D x 29 1/2"H Desk 48"W x 20"D x 29 1/2"H Return	373#	\$4390
SLLSBF72	Executive "L," Straight Front, Left Return PBF-Desk, FF-Return	72"W x 30"D x 29 1/2"H Desk 48"W x 20"D x 29 1/2"H Return	373#	\$4390



SLLBBB72



SLRBBF72



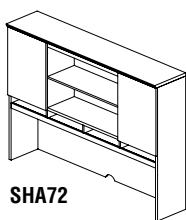
SLRSBB72



SLRSBF72

SORRENTO VENEER SERIES

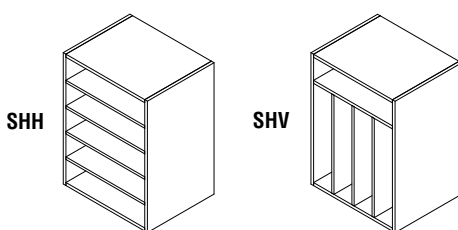
HUTCHES



SHA72

- Fully assembled.
- Hutches in Bourbon Cherry have wood doors.
- Optional tasklights are available.
- Middle shelves behind doors adjust to 3 positions on 2 1/2" increments.
- Clearance between the work surface and bottom shelf is 20 1/4".
- Hutches in Espresso have frosted glass doors.
- Optional Hutch Organizers are sized to fit in space between doors and work surface.

Model No.	Description	Dimensions	Wt.	List Price
SHA72	Hutch with Double-Height Doors	72"W x 15"D x 52 1/2"H	246#	\$2588
SHH	Hutch Organizer, Horizontal	17 1/2"W x 12 1/2"D x 19 3/4"H	36#	\$504
SHV	Hutch Organizer, Vertical	17 1/2"W x 12 1/2"D x 19 3/4"H	36#	\$504
SHGD	Optional Glass Doors for 72" Hutch (SCR)		30#	\$314
SHWD	Optional Wood Doors for 72" Hutch (ESP)		30#	\$314

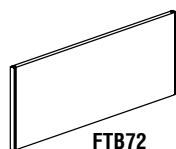


SHH

SHV

NOTE: Recommended under-cabinet LED Task Light is model EZDP.
Other LED Task/Desk lighting is available in the ACCESSORIES section at the end of this price list.

FABRIC PANELS

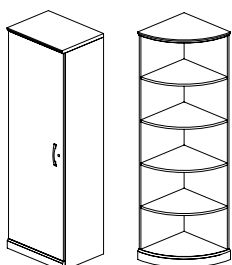


FTB72

- Stocked in MIR1454 Birch Fabric.
- Other fabrics available as a special order; special orders sold in pairs.

Model No.	Dimensions	Wt.	List Price
FTB72	69"W x 18 1/2"H	16#	\$493

STORAGE OPTIONS

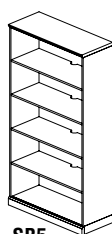


SWRD


SBQ5

- Low Wall Cabinet has one internal shelf in each compartment that adjusts to 5 different positions on 1 1/4" increments. Does not lock.
- Executive Buffet Cabinet has one internal shelf in each compartment that adjusts to 3 positions and 2 1/2" increments. Does not lock.
- Lateral files feature interlock system allowing only one drawer to open at a time. Standard gang lock provided.
- SLC and SBUF have wood doors (Bourbon Cherry) or frosted glass doors (Espresso).
- SBQ5 and SB5 have 1" thick shelves.

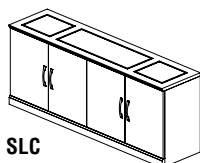
Model No.	Description	Dimensions	Wt.	List Price
SWRD	Wardrobe Cabinet – Universal	24"W x 18"D x 76"H	168#	\$1652
SBQ5	5-Shelf Quarter-Round Bookcase	18"W x 18"D x 70"H	81#	\$1245
SB5	5-Shelf Bookcase	36"W x 15"D x 70"H	150#	\$1609
SLF2	2-Drawer Lateral File	36"W x 18"D x 29 1/2"H	186#	\$1834
SLC	Low Wall Cabinet	72"W x 18"D x 29 1/2"H	235#	\$2211
SBUF	Buffet Cabinet	72"W x 22"D x 36"H	294#	\$3567



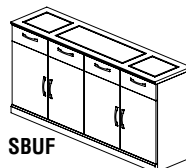
SB5



SLF2



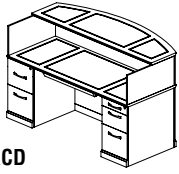
SLC



SBUF

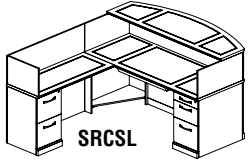
SORRENTO VENEER SERIES

RECEPTION STATIONS

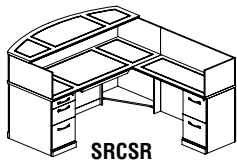


SRCD

- Reception stations are available with a granite or veneer counter top.
- Configured as either a freestanding double-pedestal desk station or complete with right- or left-handed return.
- Reception stations ship complete as shown. (Counter Organizers sold separately.)
- Includes a technology access panel for convenient connectivity.



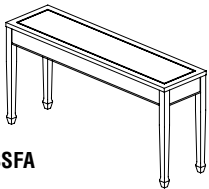
SRCSL



SRCSR

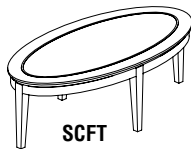
Model No.	Description	Dimensions	Wt.	List Price
SRCD	Reception Desk with Veneer Counter	72"W x 39"D x 45"H	481#	\$5045
SRCDM	Reception Desk with Granite Counter	72"W x 39"D x 45"H	532#	\$6549
SRCSL	Reception Desk with Veneer Counter Left Hand – Return	72"W x 39"D x 45"H Desk 48"W x 20"D x 43 1/2"H Return	583#	\$6664
SRCSLM	Reception Desk with Granite Counter Left Hand – Return	72"W x 39"D x 45"H Desk 48"W x 20"D x 43 1/2"H Return	634#	\$8168
SRCSR	Reception Desk with Veneer Counter Right Hand – Return	72"W x 39"D x 45"H Desk 48"W x 20"D x 43 1/2"H Return	583#	\$6664
SRCSRM	Reception Desk with Granite Counter Right Hand – Return	72"W x 39"D x 45"H Desk 48"W x 20"D x 43 1/2"H Return	634#	\$8168

OCCASIONAL TABLES

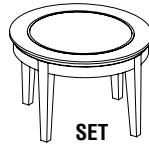


SSFA

Model No.	Description	Dimensions	Wt.	List Price
SSFA	Sofa Table	16"W x 60"D x 30"H	75#	\$791
SCFT	Coffee Table – Oval	48"W x 24"D x 15"H	48#	\$728
SET	End Table	24"W x 24"D x 24"H	33#	\$531



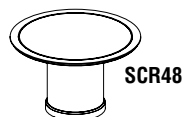
SCFT



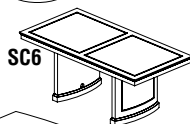
SET

SORRENTO VENEER SERIES

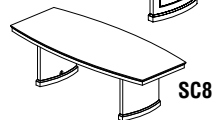
CONFERENCE ROOM TABLES



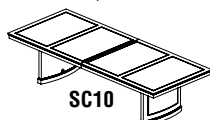
SCR48



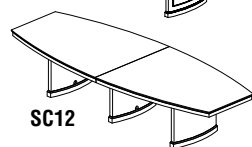
SC6



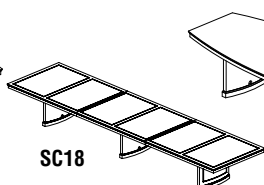
SC8



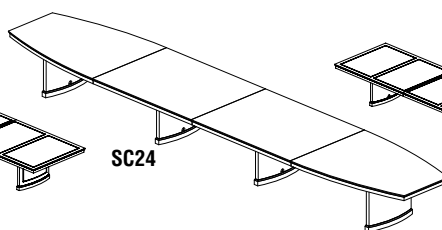
SC10



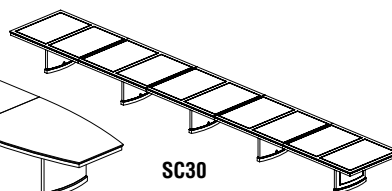
SC12



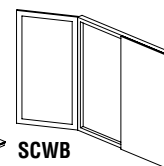
SC18



SC24



SC30

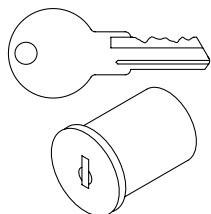


SCWB

- Color dictates table shape.
- Rectangular shaped conference tables are only available in Bourbon Cherry (SCR) - same list price.
- Boat-shaped conference tables are only available in Espresso (ESP) - same list price.
- Matching presentation board available.

Model No.	Description	Dimensions	Wt.	List Price
SCR48	48" Round Conference Table	48" Dia. x 29 1/2"H	164#	\$1690
SC6	6' Rectangular or Boat-Shaped Conference Table	72"W x 36"D x 29 1/2"H	231#	\$2721
SC8	8' Rectangular or Boat-Shaped Conference Table	96"W x 42"D x 29 1/2"H	281#	\$3132
SC10	10' Rectangular or Boat-Shaped Conference Table	120"W x 48"D x 29 1/2"H	370#	\$4382
SC12	12' Rectangular or Boat-Shaped Conference Table	144"W x 54"D x 29 1/2"H	514#	\$7853
SC18	18' Rectangular or Boat-Shaped Conference Table	216"W x 54"D x 29 1/2"H	667#	\$9482
SC24	24' Rectangular or Boat-Shaped Conference Table	288"W x 54"D x 29 1/2"H	991#	\$12642
SC30	30' Rectangular or Boat-Shaped Conference Table	360"W x 54"D x 29 1/2"H	973#	\$15803
SCWB	Presentation Board	48"W x 48"H x 3 1/2"d	109#	\$1748

REPLACEMENT LOCK CORES



- Allows pedestals and laterals to be keyed uniquely for up to 15 different workstations.
- Master key available.
- Must purchase a core removal tool to change locks cores.

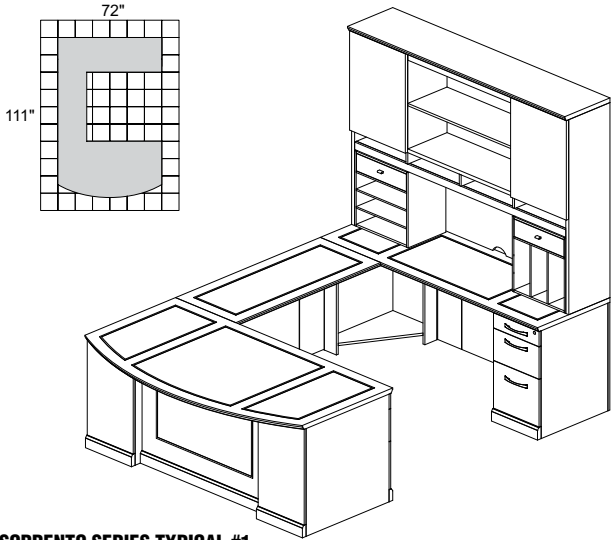
Model No.	Description	Wt.	List Price
REALCC0311B through REALCC0325B (Black)	Replacement core with keys	1#	\$22
REALCRK	Core removal tool	1#	\$22
REALCMK	Master Key	1#	\$22

*Order Black replacement lock core for Sorrento Bourbon Cherry (SCR) finish.

Note: Sorrento in Espresso (ESP) finish has a silver replacement lock core (order replacement lock core without the "B")

SORRENTO VENEER SERIES TYPICALS

• Order complete suites using "ST__" models.



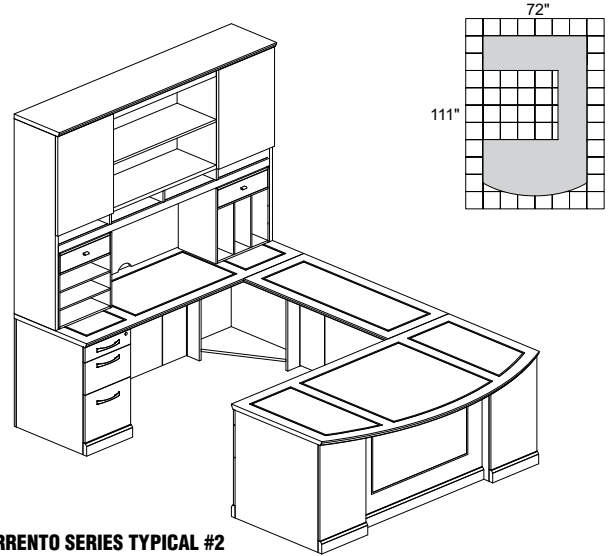
SORRENTO SERIES TYPICAL #1

Consists of:

QTY.	MODEL NO.	DESCRIPTION	LIST PRICE EACH
1	SURBBB72	Executive "U," Bowfront, Right Bridge PBF-Desk, PBF-Credenza	\$6182
1	SHA72	72" Hutch with Double-Height Doors	\$2588
1	SHH	Hutch Organizer, Horizontal	\$504
1	SHV	Hutch Organizer, Vertical	\$504

ST1

TOTAL: \$9778



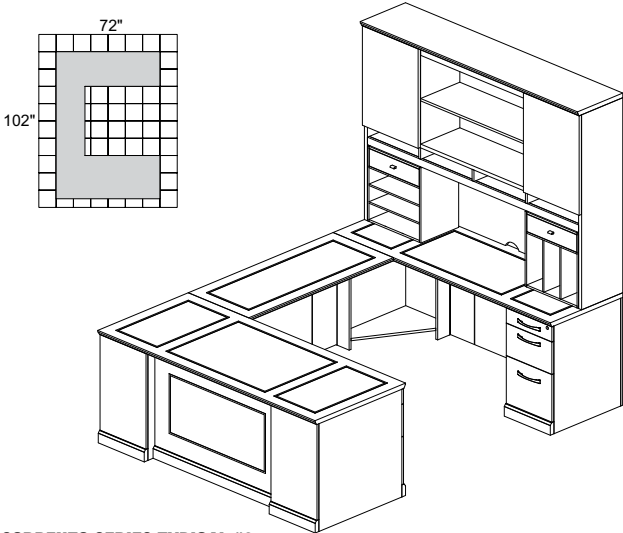
SORRENTO SERIES TYPICAL #2

Consists of:

QTY.	MODEL NO.	DESCRIPTION	LIST PRICE EACH
1	SULBBB72	Executive "U," Bowfront, Left Bridge PBF-Desk, FF-Credenza	\$6182
1	SHA72	72" Hutch with Double-Height Doors	\$2588
1	SHH	Hutch Organizer, Horizontal	\$504
1	SHV	Hutch Organizer, Vertical	\$504

ST2

TOTAL: \$9778



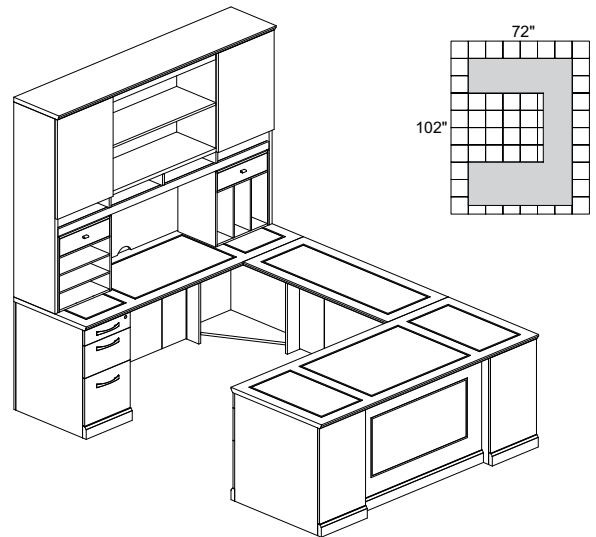
SORRENTO SERIES TYPICAL #3

Consists of:

QTY.	MODEL NO.	DESCRIPTION	LIST PRICE EACH
1	SURSB72	Executive "U," Straight Front, Right Bridge PBF-Desk, PBF-Credenza	\$5986
1	SHA72	72" Hutch with Double-Height Doors	\$2588
1	SHH	Hutch Organizer, Horizontal	\$504
1	SHV	Hutch Organizer, Vertical	\$504

ST3

TOTAL: \$9582



SORRENTO SERIES TYPICAL #4

Consists of:

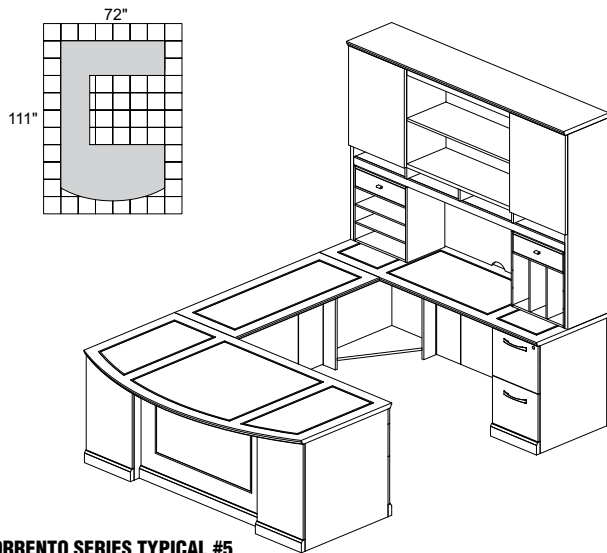
QTY.	MODEL NO.	DESCRIPTION	LIST PRICE EACH
1	SULSB72	Executive "U," Straight Front, Left Bridge PBF-Desk, PBF-Credenza	\$5986
1	SHA72	72" Hutch with Double-Height Doors	\$2588
1	SHH	Hutch Organizer, Horizontal	\$504
1	SHV	Hutch Organizer, Vertical	\$504

ST4

TOTAL: \$9582

SORRENTO VENEER SERIES TYPICALS

• Order complete suites using "ST__" models.

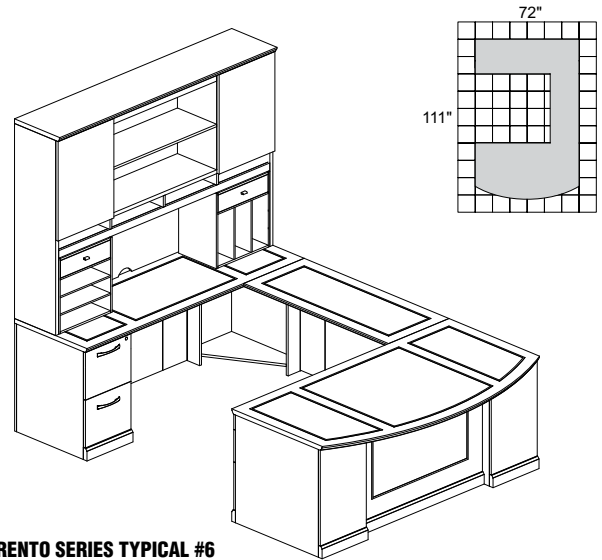


SORRENTO SERIES TYPICAL #5

Consists of:			
QTY.	MODEL NO.	DESCRIPTION	LIST PRICE EACH
1	SURBBF72	Executive "U," Bowfront, Right Bridge PBF-Desk, FF-Credenza	\$6099
1	SHA72	72" Hutch with Double-Height Doors	\$2588
1	SHH	Hutch Organizer, Horizontal	\$504
1	SHV	Hutch Organizer, Vertical	\$504

ST5

TOTAL: \$9695

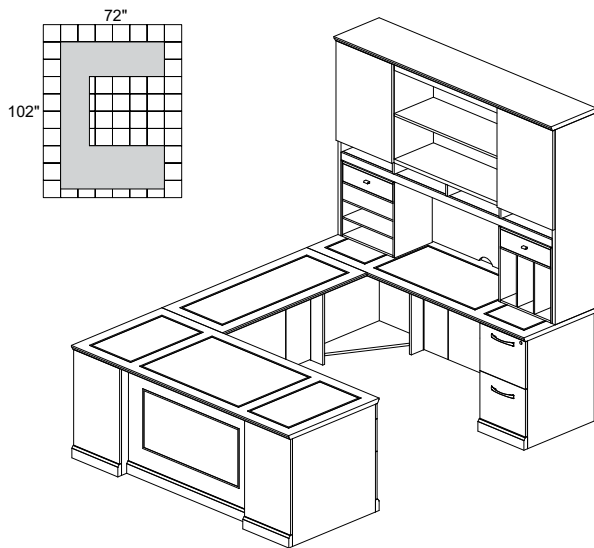


SORRENTO SERIES TYPICAL #6

Consists of:			
QTY.	MODEL NO.	DESCRIPTION	LIST PRICE EACH
1	SULBBF72	Executive "U," Bowfront, Left Bridge PBF-Desk, FF-Credenza	\$6099
1	SHA72	72" Hutch with Double-Height Doors	\$2588
1	SHH	Hutch Organizer, Horizontal	\$504
1	SHV	Hutch Organizer, Vertical	\$504

ST6

TOTAL: \$9695

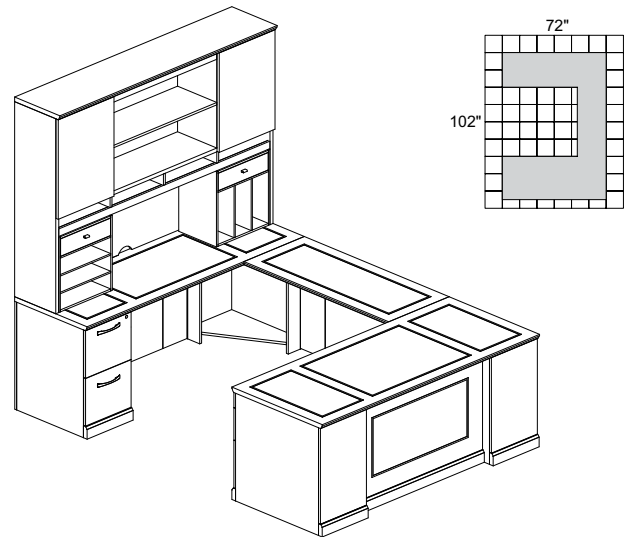


SORRENTO SERIES TYPICAL #7

Consists of:			
QTY.	MODEL NO.	DESCRIPTION	LIST PRICE EACH
1	SURSBF72	Executive "U," Straight Front, Right Bridge PBF-Desk, FF-Credenza	\$5903
1	SHA72	72" Hutch with Double-Height Doors	\$2588
1	SHH	Hutch Organizer, Horizontal	\$504
1	SHV	Hutch Organizer, Vertical	\$504

ST7

TOTAL: \$9499



SORRENTO SERIES TYPICAL #8

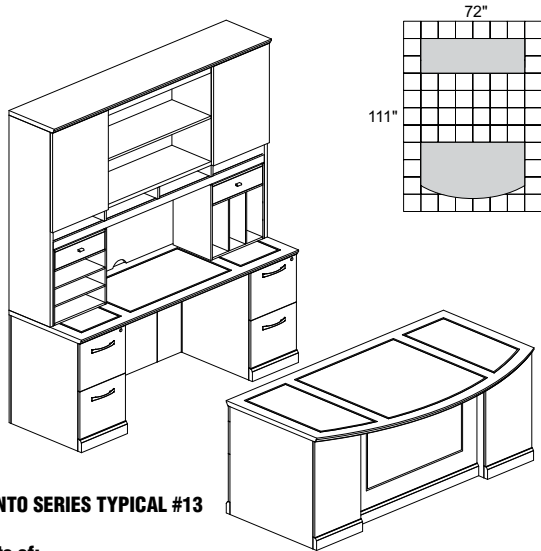
Consists of:			
QTY.	MODEL NO.	DESCRIPTION	LIST PRICE EACH
1	SULSBF72	Executive "U," Straight Front, Left Bridge PBF-Desk, FF-Credenza	\$5903
1	SHA72	72" Hutch with Double-Height Doors	\$2588
1	SHH	Hutch Organizer, Horizontal	\$504
1	SHV	Hutch Organizer, Vertical	\$504

ST8

TOTAL: \$9499

SORRENTO VENEER SERIES TYPICALS

• Order complete suites using "ST__" models.

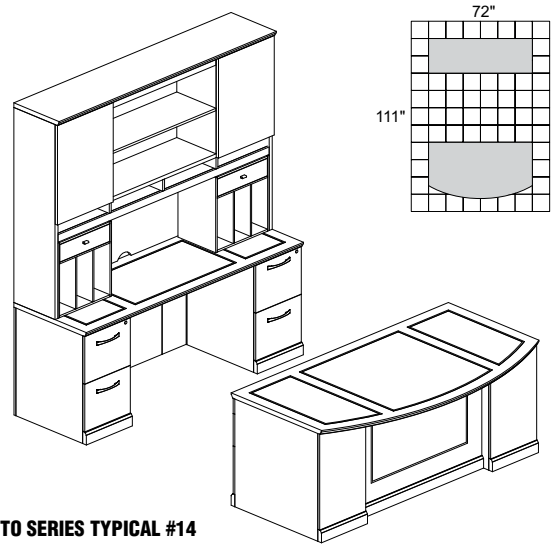


SORRENTO SERIES TYPICAL #13

Consists of:			
QTY.	MODEL NO.	DESCRIPTION	LIST PRICE EACH
1	SDBBB72	Double Pedestal Desk, Bowfront (2) PBF-Desk	\$3707
1	SCFF72	Double Pedestal Credenza (2) FF-Credenza	\$2994
1	SHA72	72" Hutch with Double-Height Doors	\$2588
1	SHH	Hutch Organizer, Horizontal	\$504
1	SHV	Hutch Organizer, Vertical	\$504

ST13

TOTAL: \$10297

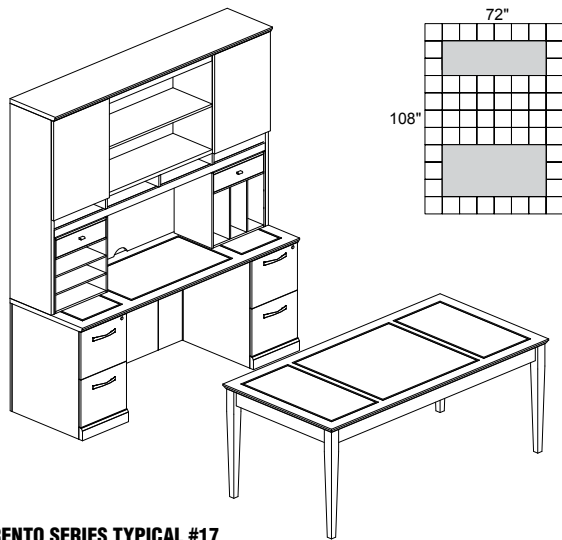


SORRENTO SERIES TYPICAL #14

Consists of:			
QTY.	MODEL NO.	DESCRIPTION	LIST PRICE EACH
1	SDBBB72	Double Pedestal Desk, Bowfront (2) PBF-Desk	\$3707
1	SCFF72	Double Pedestal Credenza (2) FF-Credenza	\$2994
1	SHA72	72" Hutch with Double-Height Doors	\$2588
2	SHV	Hutch Organizer, Vertical	\$504

ST14

TOTAL: \$10297

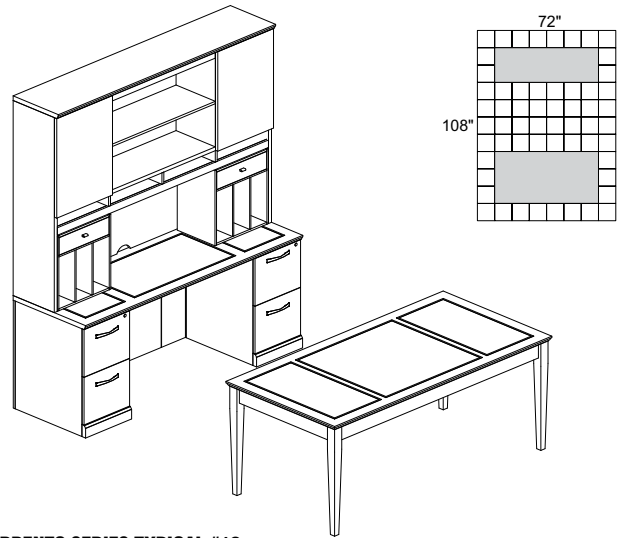


SORRENTO SERIES TYPICAL #17

Consists of:			
QTY.	MODEL NO.	DESCRIPTION	LIST PRICE EACH
1	STD72	72" Table Desk	\$1735
1	SCFF72	Double Pedestal Credenza (2) FF-Credenza	\$2994
1	SHA72	72" Hutch with Double-Height Doors	\$2588
1	SHH	Hutch Organizer, Horizontal	\$504
1	SHV	Hutch Organizer, Vertical	\$504

ST17

TOTAL: \$8325



SORRENTO SERIES TYPICAL #18

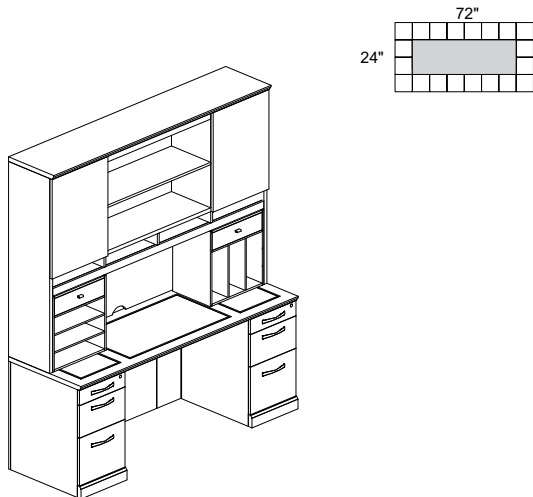
Consists of:			
QTY.	MODEL NO.	DESCRIPTION	LIST PRICE EACH
1	STD72	72" Table Desk	\$1735
1	SCFF72	Double Pedestal Credenza (2) FF-Credenza	\$2994
1	SHA72	72" Hutch with Double-Height Doors	\$2588
1	SHH	Hutch Organizer, Vertical	\$504
1	SHH	Hutch Organizer, Vertical	\$504

ST18

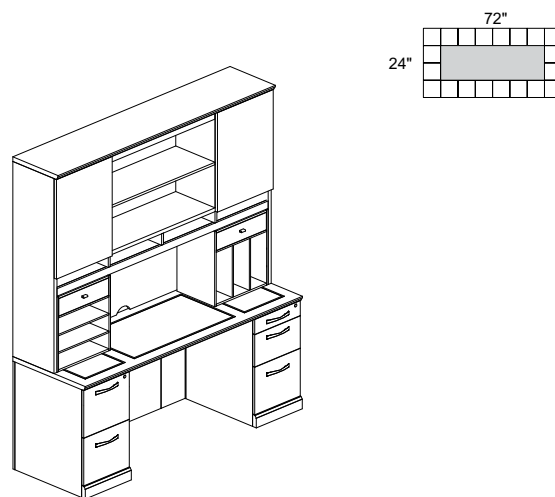
TOTAL: \$8325

SORRENTO VENEER SERIES TYPICALS

- Order complete suites using "ST__" models.

**SORRENTO SERIES TYPICAL #21****Consists of:**

QTY.	MODEL NO.	DESCRIPTION	LIST PRICE EACH
1	SCBB72	Double Pedestal Credenza (2) PBF-Credenza	\$3160
1	SHA72	72" Hutch with Double-Height Doors	\$2588
1	SHH	Hutch Organizer, Horizontal	\$504
1	SHV	Hutch Organizer, Vertical	\$504

ST21**TOTAL: \$6756****SORRENTO SERIES TYPICAL #23****Consists of:**

QTY.	MODEL NO.	DESCRIPTION	LIST PRICE EACH
1	SCBF72	Double Pedestal Credenza (1) PBF & (1) FF Credenza	\$3077
1	SHA72	72" Hutch with Double-Height Doors	\$2588
1	SHH	Hutch Organizer, Horizontal	\$504
1	SHV	Hutch Organizer, Vertical	\$504

ST23**TOTAL: \$6673**

LUMINARY VENEER SERIES



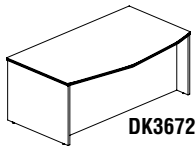
LUMINARY DESK SERIES

Designed with today's sensible buyer in mind, the Luminary Series Office furniture provides quality and a versatile line of veneer casegoods at an amazing price. Luminary is available in two finishes with AA-grade North American hardwood veneers used throughout.

Surfaces: Cherry finish on Cherry veneer and Maple finish on Maple veneer.

- Desk, returns and credenza work surfaces are 1 1/4" thick with reeded edge.
- Modular and non-handed construction for flexibility and versatility.
- Full peds available in both BBF and FF. Available in 19" and 22" depths.
- Full extension ball bearing suspension provides quiet drawer operation.
- All models in all finishes are available on both the Quick-Ship and Fast Freight delivery programs with no quantity limitations.
- Recommended under-cabinet LED Task Light is model EZDP. Other LED Task/Desk lighting is available in the ACCESSORIES section at the end of this price list.
- Central locking on all drawers with random or key alike options.
- Veneers are book matched and highlight the natural beauty of the Cherry and Maple grain.
- All floor supported units have adjustable glides for leveling on uneven floors.

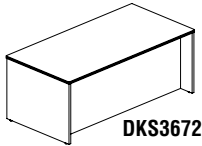
BOW FRONT DESK



- Features bow front surface and end panels with reeded edge.
- Full height modesty panels.

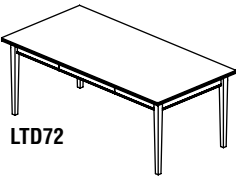
Model No.	Description	Dimensions	Wt.	List Price
DK3672	72" Bow Front Desk	72"W x 42"D x 29"H	188#	\$1261

STRAIGHT FRONT DESK



Model No.	Description	Dimensions	Wt.	List Price
DKS3672	72" Straight Front Desk	72"W x 36"D x 29"H	188#	\$1250

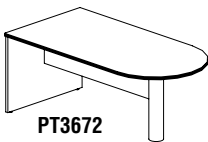
TABLE DESK



- Built in center drawer.
- Drawer front folds down for keyboard accessibility.
- 150 lb weight limit.

Model No.	Description	Dimensions	Wt.	List Price
LTD72	72" Table Desk	72"W x 36"D x 29"H	144#	\$1192

PENINSULA DESK

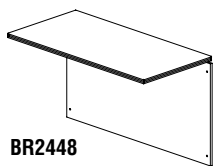


- Modesty panel is 14 1/2"H.

Model No.	Description	Dimensions	Wt.	List Price
PT3672	Return / Bridge Supported	72"W x 36"D x 29"H	133#	\$1032

LUMINARY VENEER SERIES

BRIDGE

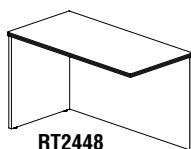


BR2448

- Universal mounting to right or left side of desk.
- Not free standing. Requires connection to desk and credenza.
- Includes full-height modesty panel.

Model No.	Description	Dimensions	Wt.	List Price
BR2448	Bridge (Non-Handed)	48"W x 24"D x 29"H	62#	\$398

RETURN

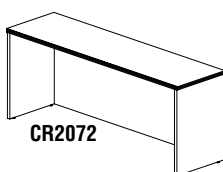


RT2448

- Features end panel with reeded edge.
- Includes full-height modesty panel.

Model No.	Description	Dimensions	Wt.	List Price
RT2448	Return (Non-Handed)	48"W x 24"D x 29"H	78#	\$527

CREDENZA

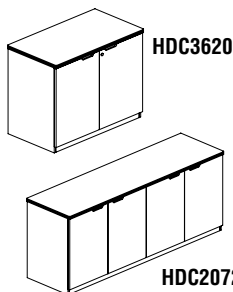


CR2072

- Full-height modesty panel.
- Reeded edge matching desk detailing.

Model No.	Description	Dimensions	Wt.	List Price
CR2072	72" Credenza	72"W x 20"D x 29"H	122#	\$701

HINGED DOOR CREDENZA



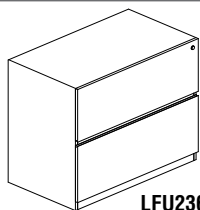
HDC3620

HDC2072

- Interior finished to match exterior veneer.
- Gang-lock (on HDC3620 only) features removable core enabling keyed-alike suites.
- One adjustable shelf.

Model No.	Description	Dimensions	Wt.	List Price
HDC3620	2-Door Hinged Credenza	36"W x 20"D x 29"H	100#	\$1065
HDC2072	4-Door Hinged Credenza	72"W x 20"D x 29"H	192#	\$1754

LATERAL FILE – 2 DRAWER

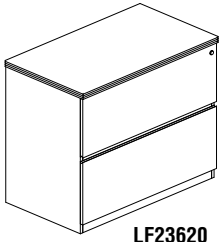


LFU23620

- Unfinished top. Must be installed under credenza. Two files fit under 72" credenza.
- Gang-lock features removable core enabling keyed-alike suites.
- Drawers operate smoothly using full-extension ball-bearing suspensions.
- Includes counter-weight for stability when in use.
- Accommodates letter and legal size hanging file folders.

Model No.	Description	Dimensions	Wt.	List Price
LFU23620	Lateral File, Unfinished Top	34 5/8"W x 19"D x 27 3/4"H	113#	\$1124

LUMINARY VENEER SERIES

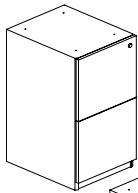


LF23620

- Gang-lock features removable core enabling keyed-alike suites.
- Drawers operate smoothly using full-extension ball-bearing suspensions.
- Includes counter-weight for stability when in use.
- Accommodates letter and legal size hanging file folders.

Model No.	Description	Dimensions	Wt.	List Price
LF23620	Lateral File, Finished Top	34 5/8"W x 20"D x 29"H	131#	\$1162

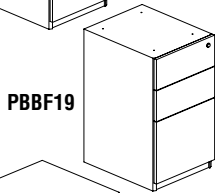
PEDESTAL FILES FOR CREDENZA / RETURN




PFF19

- Drawer interiors are finished to match exterior veneer.
- Drawers operate smoothly using full-extension ball-bearing suspensions. Gang-lock features removable core.
- Choice of two styles featuring two file drawers or two box drawers and one file drawer.
- File drawers accommodate letter or legal size hanging file folders.

Model No.	Description	Dimensions	Wt.	List Price
PFF19	File/File for Credenza/Return	15"W x 19"D x 27 3/4"H	67#	\$598
PBBF19	Box/Box/File for Credenza/Return	15"W x 19"D x 27 3/4"H	70#	\$598
PBBFT19	Box/Box/File with Casters & Finished Top	15"W x 19"D x 29"H	80#	\$711

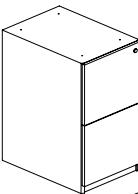


PBBF19



PBBFT19

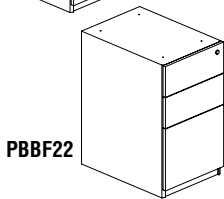
PEDESTAL FILES FOR DESK – 30"



PFF22

- Drawer interiors are finished to match exterior veneer.
- Drawers operate smoothly using full-extension ball-bearing suspensions. Gang-lock features removable core.
- Choice of two styles featuring two file drawers or two box drawers and one file drawer.
- File drawers accommodate letter or legal size hanging file folders.
- Designed for use under 30" desk or return.

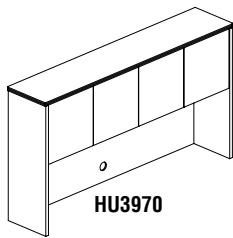
Model No.	Description	Dimensions	Wt.	List Price
PFF22	File/File for 30" Desk	15"W x 22"D x 27 3/4"H	75#	\$652
PBBF22	Box/Box/File for 30" Desk	15"W x 22"D x 27 3/4"H	78#	\$652



PBBF22

LUMINARY VENEER SERIES

HUTCHES

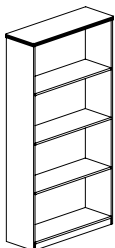


- Features four cabinet styled doors with self-closing hinges.
- Back panel features lower and upper cable grommets.
- 20 1/2" clearance between work surfaces and storage bin.

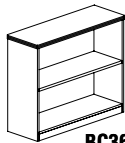
Model No.	Description	Dimensions	Wt.	List Price
HU3970	70" Hutch	70"W x 14"D x 39"H	142#	\$931

NOTE: Recommended under-cabinet LED Task Light is model EZDP.
 Other LED Task/Desk lighting is available in the ACCESSORIES section at the end of this price list.

BOOKCASES



BC3668

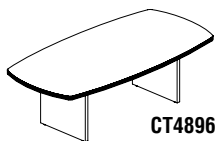


BC3629

- Open shelves for convenient storage.
- Adjustable shelves.
- Choice of two, three or four shelf units.
- All adjustable shelves are 1" thick.

Model No.	Description	Dimensions	Wt.	List Price
BC3629	29"H Bookcase	34 5/8"W x 12"D x 29"H	60#	\$555
BC3668	68"H Bookcase	34 5/8"W x 12"D x 68"H	109#	\$963

CONFERENCE TABLES



CT4896

- Conference tables are available in two sizes.

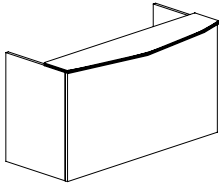
Model No.	Description	Dimensions	Wt.	List Price
CT3672	Convex Conference Table	72"W x 36"D x 29"H	155#	\$1531
CT4896	Convex Conference Table	96"W x 48"D x 29"H	225#	\$1947
RT42	Round Table	42"Round x 29"H	82#	\$775

LUMINARY VENEER SERIES

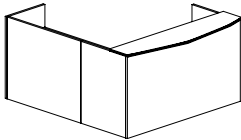
RECEPTION STATION

Surfaces: Cherry finish on Cherry veneer or Maple finish on Maple veneer.

- All Luminary Reception Stations (except RS7278D) include a center drawer.
- Non-handed returns.
- Available in two colors.
- Configured as either a freestanding double-pedestal desk station, or complete with non-handed return.
- Optional glass counter top is available.



RS7278D

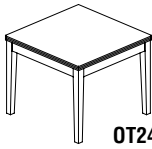


RSRBB

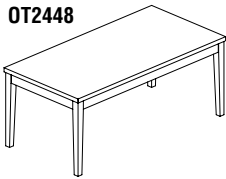
Model No.	Description	Dimensions	Wt.	List Price
RS7278D	Reception Station (no peds)	72"W x 36"D x 43 1/4"H	360#	\$2824
RRT2448	Reception Station Return	48"W x 24"D x 42"H	145#	\$1062
RSBB	Reception Station with 2 - B/B/F	72"W x 36"D x 43 1/4"H	559#	\$4231
RSBF	Reception Station with B/B/F, F/F	72"W x 36"D x 43 1/4"H	553#	\$4231
RSRBB	Reception Station with return, 2 - B/B/F	72"W x 36"D x 43 1/4"H Desk 48"W x 24"D x 42"H Return	687#	\$5293
RSRBF	Reception Station with return, B/B/F, F/F	72"W x 36"D x 43 1/4"H Desk 48"W x 24"D x 42"H Return	684#	\$5293
RSTGLASS	Optional Frosted Glass Counter Top	72"W x 18"D x 1/2"H	60#	\$536

OCCASIONAL TABLES

- Table surfaces offered in a choice of Maple finish on Maple Veneer or Cherry finish on Cherry Veneer.




OT2424



OT2448

Model No.	Description	Dimensions	Wt.	List Price
OT2424	End Table	24"W x 24"D x 20"H	23#	\$594
OT2448	Coffee Table	48"W x 24"D x 16"H	49#	\$711

PRESENTATION BOARD

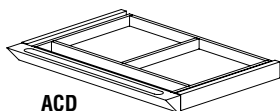


CTMB

- Tackable Black fabric surface on interior side of doors. Eraser and markers not included.
- Magnetic non-ghosting.

Model No.	Description	Dimensions	Wt.	List Price
CTMB	Presentation Board	48"W x 3"D x 48"H	82#	\$1467

CENTER DRAWER



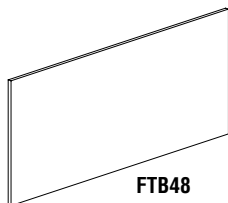
ACD

- Can be used under any worksurface (except APT7236 Peninsula Desk).
- Solid wood frame construction.
- Drawer operates smoothly on full-extension ball bearing suspension.
- Available in graphite with black drawer front only.

Model No.	Description	Dimensions	Wt.	List Price
ACD	Center Drawer	25"W x 18"D x 2"H	32#	\$174

LUMINARY ACCESSORIES

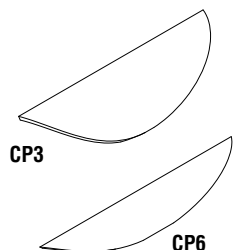
FABRIC TACK BOARD



- Stocked in MIR1454 Birch fabric.
- Other fabrics available as a special order; special orders sold in pairs only.

Model No.	Dimensions	Wt.	List Price
FTB36	36"W x 21 1/2"H	6#	\$381
FTB48	48"W x 21 1/2"H	8#	\$462
FTB68	68"W x 21 1/2"H	12#	\$513

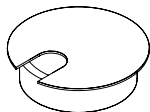
HANDLES



- Optional black handles are available. To order black handles, add the letter "B" to the end of the model number.

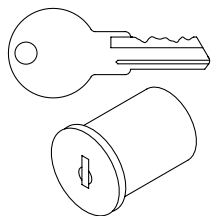
Model No.	Description	Dimensions	Wt.	List Price
CP3	Brushed Chrome	3"	1#	\$18
CP6	Brushed Chrome	6"	1#	\$18

GROMMET



Model No.	Description	Dimensions	Wt.	List Price
Grommet	Grommet	2 1/4"Diameter	1#	\$6

REPLACEMENT LOCK CORES



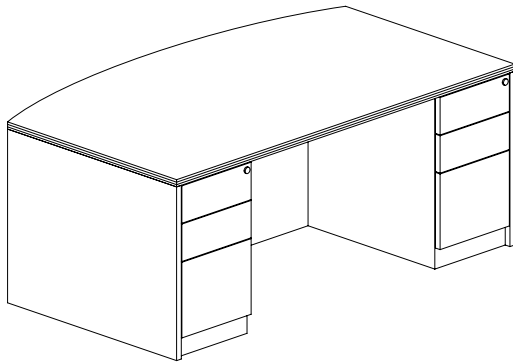
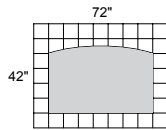
- Allows pedestals and laterals to be keyed uniquely for up to 15 different workstations.
- Master key available.
- Must purchase a core removal tool to change locks cores.

Model No.	Description	Wt.	List Price
REALCC0311 through REALCC0325 (Silver)	Replacement core with keys	1#	\$22
REALCRK	Core removal tool	1#	\$22
REALCMK	Master Key	1#	\$22

*Note: Refer to accessories section pages 388-389 for keyboard supports and ergonomic options.

LUMINARY VENEER SERIES TYPICALS

• Order complete suites using model # shown



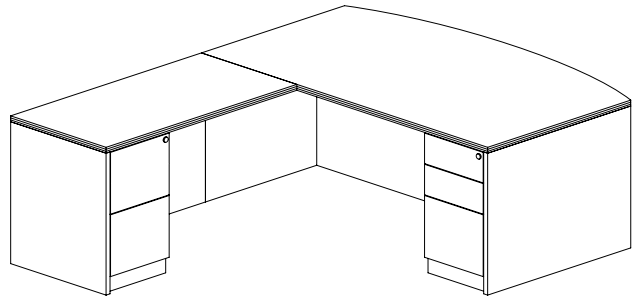
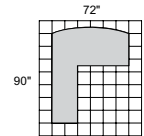
LUMINARY SERIES TYPICAL #4

Consists of:

QTY.	MODEL NO.	DESCRIPTION	LIST PRICE EACH
1	DK3672	Desk Shell	\$1261
2	PBBF22	Pedestal BBF	\$652

DBDK3672

TOTAL: \$2565



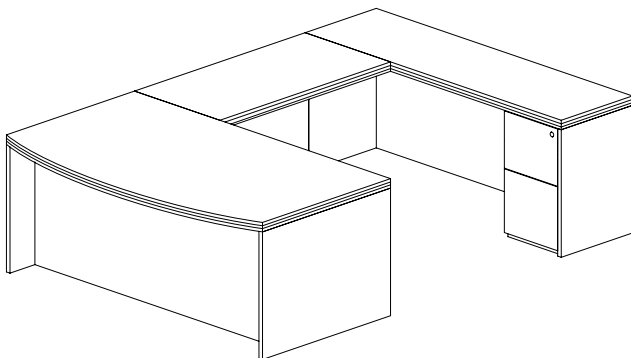
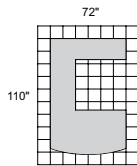
LUMINARY SERIES TYPICAL #5

Consists of:

QTY.	MODEL NO.	DESCRIPTION	LIST PRICE EACH
1	DK3672	Desk Shell	\$1261
1	RT2448	Return	\$527
1	PBBF22	Pedestal BBF	\$652
1	PFF22	Pedestal FF	\$652

EL5

TOTAL: \$3092



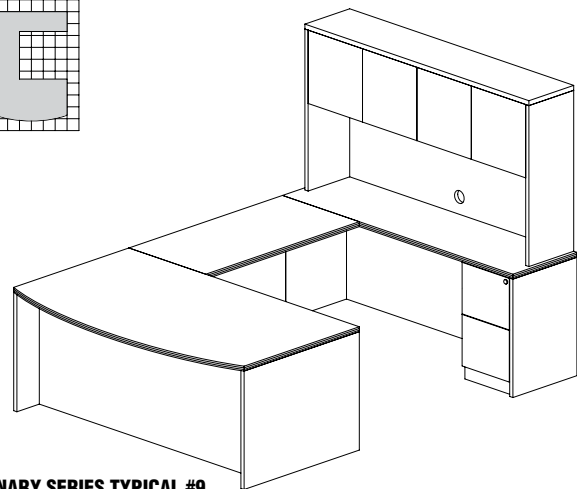
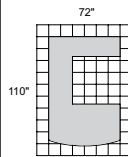
LUMINARY SERIES TYPICAL #7

Consists of:

QTY.	MODEL NO.	DESCRIPTION	LIST PRICE EACH
1	DK3672	Desk Shell	\$1261
1	CR2072	Credenza Shell	\$701
1	BR2448	Bridge	\$398
1	PBBF22	Pedestal BBF	\$652
1	PFF19	Pedestal FF	\$598

EU3

TOTAL: \$3610



LUMINARY SERIES TYPICAL #9

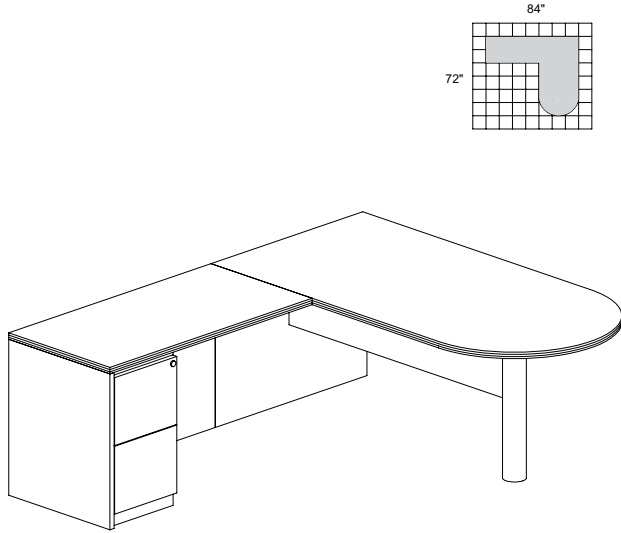
Consists of:

QTY.	MODEL NO.	DESCRIPTION	LIST PRICE EACH
1	DK3672	Desk Shell	\$1261
1	CR2072	Credenza Shell	\$701
1	HU3970	Hutch	\$931
1	BR2448	Bridge	\$398
1	PBBF22	Pedestal BBF	\$652
1	PFF19	Pedestal FF	\$598

EU1

TOTAL: \$4541

LUMINARY VENEER SERIES TYPICALS



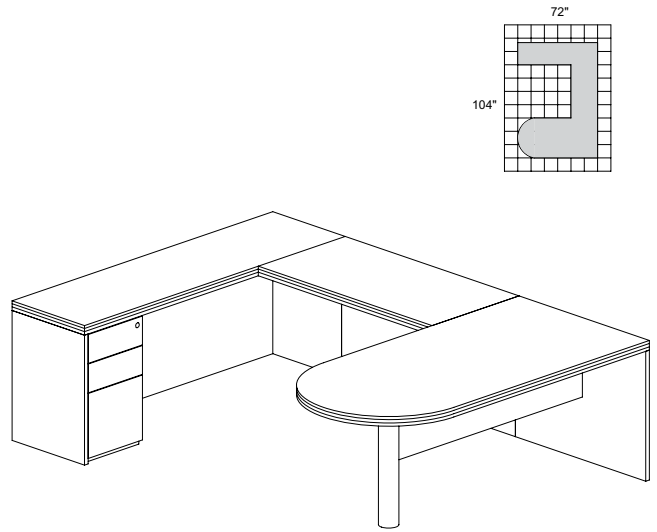
LUMINARY SERIES TYPICAL #11

Consists of:

QTY.	MODEL NO.	DESCRIPTION	LIST PRICE EACH
1	PT3672	Peninsula Table	\$1032
1	RT2448	Return	\$527
1	PFF22	Pedestal FF	\$652

EL6

TOTAL: \$2211



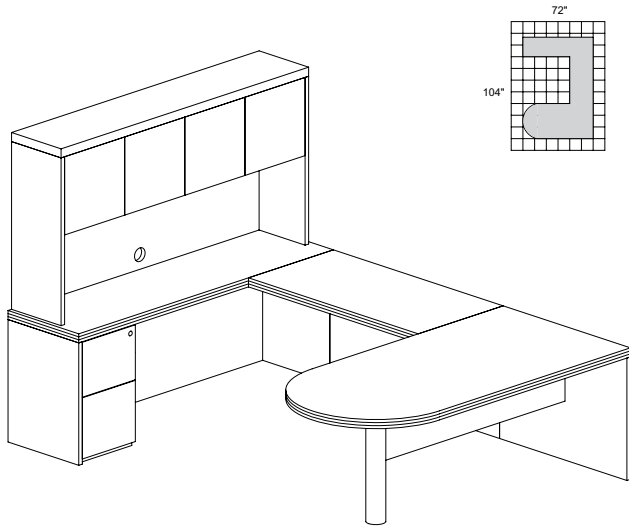
LUMINARY SERIES TYPICAL #14

Consists of:

QTY.	MODEL NO.	DESCRIPTION	LIST PRICE EACH
1	PT3672	Peninsula Table	\$1032
1	CR2072	Credenza Shell	\$701
1	BR2448	Bridge	\$398
1	PBBF19	Pedestal BBF	\$598

EUB4

TOTAL: \$2729



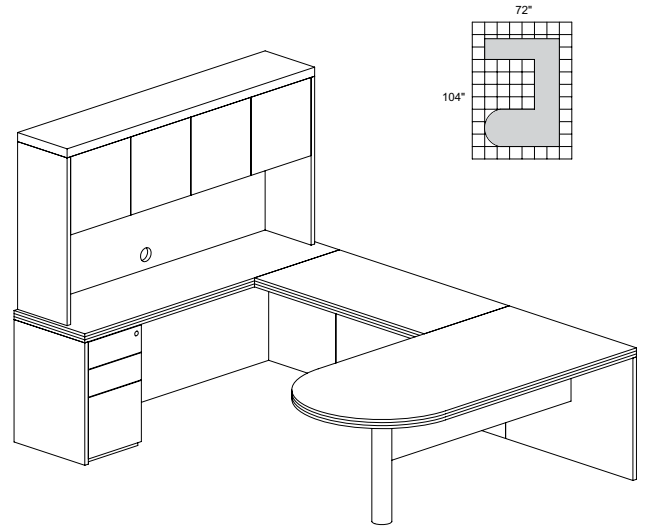
LUMINARY SERIES TYPICAL #15

Consists of:

QTY.	MODEL NO.	DESCRIPTION	LIST PRICE EACH
1	PT3672	Peninsula Table	\$1032
1	CR2072	Credenza Shell	\$701
1	HU3970	Hutch	\$931
1	BR2448	Bridge	\$398
1	PFF19	Pedestal FF	\$598

EU2

TOTAL: \$3660



LUMINARY SERIES TYPICAL #16

Consists of:

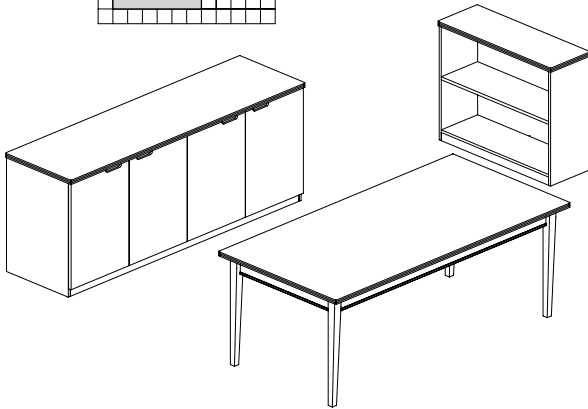
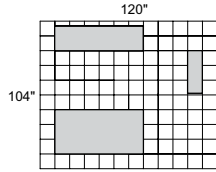
QTY.	MODEL NO.	DESCRIPTION	LIST PRICE EACH
1	PT3672	Peninsula Table	\$1032
1	CR2072	Credenza Shell	\$701
1	HU3970	Hutch	\$931
1	BR2448	Bridge	\$398
1	PBBF19	Pedestal BBF	\$598

EUB2

TOTAL: \$3660

WORKSPACES
DESKS & STORAGE
 TABLES
 SEATING
 HIGH DENSITY STORAGE
 MAIL ROOM FURNITURE
 TECHNOLOGY FURNITURE
 DRAFTING FURNITURE
 ACCESSORIES
 PRODUCT INDEX

LUMINARY VENEER SERIES TYPICALS



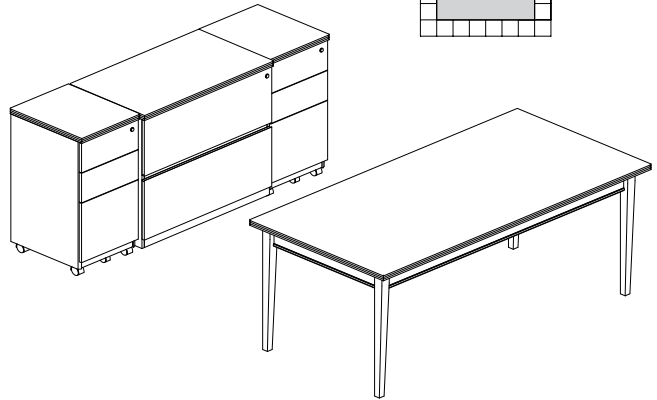
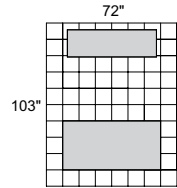
LUMINARY SERIES TYPICAL #34

Consists of:

QTY.	MODEL NO.	DESCRIPTION	LIST PRICE EACH
1	LTD72	Table Desk	\$1192
1	HDC2072	4-Door Hinged Credenza	\$1754
1	BC3629	Bookcase 2 Shelf	\$555

LUM13

TOTAL: \$3501



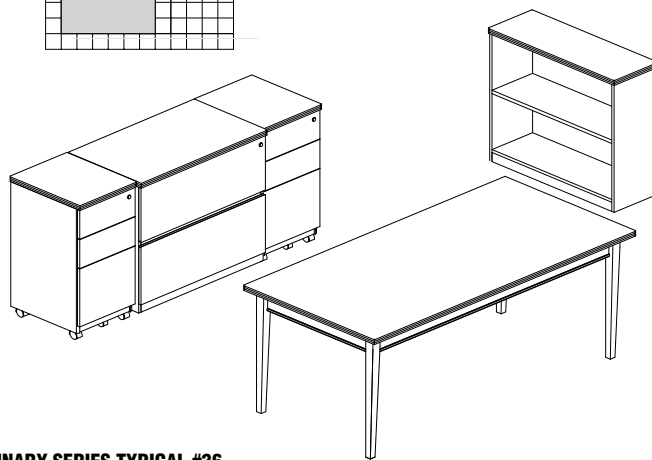
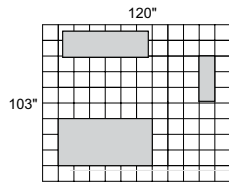
LUMINARY SERIES TYPICAL #35

Consists of:

QTY.	MODEL NO.	DESCRIPTION	LIST PRICE EACH
1	LTD72	Table Desk	\$1192
2	PBBFT19	Pedestal 19 with Top BBF	\$711
1	LF23620	2-Drawer Lateral File	\$1162

LUM14

TOTAL: \$3776



LUMINARY SERIES TYPICAL #36

Consists of:

QTY.	MODEL NO.	DESCRIPTION	LIST PRICE EACH
1	LTD72	Table Desk	\$1192
2	PBBFT19	Pedestal 19 with Top BBF	\$711
1	LF23620	2-Drawer Lateral File	\$1162
1	BC3629	Bookcase 2 Shelf	\$555

LUM15

TOTAL: \$4331

MIRA VENEER SERIES



FAST Freight

QUICK-SHIP

WORKSPACES

DESKS & STORAGE

TABLES

SEATING

HIGH DENSITY STORAGE

MAIL ROOM FURNITURE

TECHNOLOGY FURNITURE

DRAFTING FURNITURE

ACCESSORIES

PRODUCT INDEX

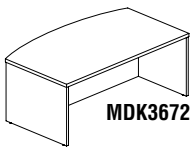
MIRA SERIES

Mira's simple curves create an elegant setting for any work environment. The finest quality workmanship, in-stock availability and affordability make it a very popular series of veneer casegoods.

Surface: Mira is available in a Medium Cherry finish on Cherry veneer or an Espresso finish on Walnut veneer.

- Modular and non-handed construction for flexibility and versatility.
- Full peds available in both BBF and FF. Available in 22" and 28" depths.
- Full extension ball bearing suspension provides quiet drawer operation.
- Central locking on all drawers with random or key alike options.
- Veneers are book matched and highlight the natural beauty of the Cherry grain.
- All floor supported units have adjustable glides for leveling on uneven floors.
- Desk, credenza, return and conference tops are 1 1/2" thick with flat, hardwood edge.
- All models in all finishes are available on both the Quick-Ship and Fast Freight delivery programs with no quantity limitations.
- Recommended under-cabinet LED Task Light is model EZDP. Other LED Task/Desk lighting is available in the ACCESSORIES section at the end of this price list.

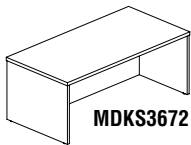
BOW FRONT DESK



- Features bow front surface.
- Full height modesty panels.

Model No.	Description	Dimensions	Wt.	List Price
MDK3066	66" Bow Front Desk	66"W x 36"D x 29 3/8"H	139#	\$1300
MDK3672	72" Bow Front Desk	72"W x 42"D x 29 3/8"H	188#	\$1452

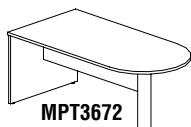
STRAIGHT FRONT DESK



- Features straight front surface.
- Full height modesty panels.

Model No.	Description	Dimensions	Wt.	List Price
MDKS3066	66" Straight Front Desk	66"W x 30"D x 29 3/8"H	139#	\$1285
MDKS3672	72" Straight Front Desk	72"W x 36"D x 29 3/8"H	188#	\$1438

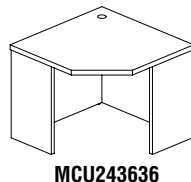
PENINSULA DESK



- Modesty panel is 14 1/2"H.

Model No.	Description	Dimensions	Wt.	List Price
MPT3672	Return / Bridge Supported	72"W x 36"D x 29 3/8"H	133#	\$1087

CORNER TABLE

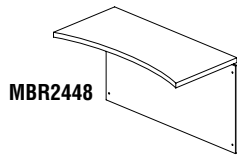


- Full height modesty panel.
- Grommet in top surface standard.
- One grommet located in each leg.

Model No.	Description	Dimensions	Wt.	List Price
MCU243636	Corner Table	36"W x 24"D x 29 3/8"H	131#	\$727

MIRA VENEER SERIES

BRIDGE

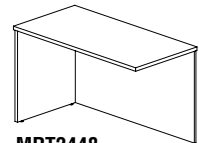


MBR2448

- Universal mounting to right or left side of desk.
- Not free standing. Requires connection to desk and credenza.
- Includes full-height modesty panel.

Model No.	Description	Dimensions	Wt.	List Price
MBR2448	Bridge (Non-Handed)	48"W x 24"D x 29 3/8"H	62#	\$465

RETURN

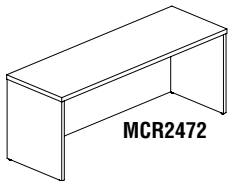


MRT2448

- Features end panel with flat edge.
- Includes full-height modesty panel.

Model No.	Description	Dimensions	Wt.	List Price
MRT2448	Return (Non-Handed)	48"W x 24"D x 29 3/8"H	78#	\$594

CREDENZA

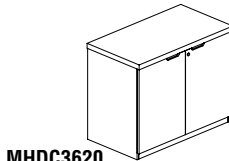


MCR2472

- Full-height modesty panel.
- Flat edge matching desk detailing.

Model No.	Description	Dimensions	Wt.	List Price
MCR2466	66" Credenza	66"W x 24"D x 29 3/8"H	115#	\$892
MCR2472	72" Credenza	72"W x 24"D x 29 3/8"H	122#	\$911

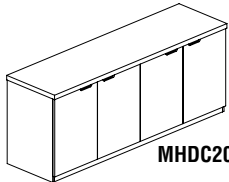
HINGED DOOR CREDENZA



MHDC3620


- Interior finished to match exterior veneer.
- Gang-lock (MHDC3620 only) features removable core enabling keyed-alike suites.
- One adjustable shelf.

Model No.	Description	Dimensions	Wt.	List Price
MHDC3620	36" Hinged Door Credenza	36"W x 20"D x 29 3/8"H	100#	\$1142
MHDC2072	72" Hinged Door Credenza	72"W x 20"D x 29 3/8"H	192#	\$1961



MHDC2072

LATERAL FILE – 2 DRAWER




MLFU23624

- Unfinished top. Must be installed under credenza.
- Gang-lock features removable core enabling keyed-alike suites.
- Drawers operate smoothly using full-extension ball-bearing suspensions.
- Includes counter-weight for stability when in use.
- Accommodates letter and legal size hanging file folders.

Model No.	Description	Dimensions	Wt.	List Price
MLFU23624	Lateral File, Unfinished Top	34 5/8"W x 22"D x 27 3/4"H	113#	\$1302
MLFUT23624	Optional Top		24#	\$278

MIRA VENEER SERIES

FREESTANDING LATERAL FILE – 2 DRAWER




MLF23624


- Gang-lock features removable core enabling keyed-alike suites.
- Drawers operate smoothly using full-extension ball-bearing suspensions.
- Supports wardrobe unit.
- Accommodates letter and legal size hanging file folders.
- Includes counter-weight for stability when in use.

Model No.	Description	Dimensions	Wt.	List Price
MLF23624	Lateral File, Finished Top	34 5/8"W x 24"D x 29 3/8"H	131#	\$1397

PEDESTAL FILES FOR CREDENZA / RETURN AND 30"D DESKS



MPFF22




MPBBF22


- Drawer interiors are finished to match exterior veneer.
- Drawers operate smoothly using full-extension ball-bearing suspensions. Gang-lock features removable core.
- Choice of two styles featuring two file drawers or two box drawers and one file drawer.
- File drawers accommodate letter or legal size hanging file folders.

Model No.	Description	Dimensions	Wt.	List Price
MPFF22	File/File Pedestal for Credenza/Return	15"W x 22"D x 27 3/4"H	75#	\$699
MPBBF22	Box/Box/File Pedestal for Credenza/Return	15"W x 22"D x 27 3/4"H	78#	\$699

PEDESTAL FILES FOR DESK – 36"



MPFF28



MPBBF28

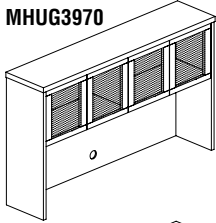
- Drawer interiors are finished to match exterior veneer.
- Drawers operate smoothly using full-extension ball-bearing suspensions. Gang-lock features removable core.
- Choice of two styles featuring two file drawers or two box drawers and one file drawer.
- File drawers accommodate letter or legal size hanging file folders.
- Designed for use under 36" desk.

Model No.	Description	Dimensions	Wt.	List Price
MPFF28	File/File Pedestal for 36" Desk	15"W x 28"D x 27 3/4"H	89#	\$794
MPBBF28	Box/Box/File Pedestal for 36" Desk	15"W x 28"D x 27 3/4"H	95#	\$794

MIRA VENEER SERIES

HUTCHES

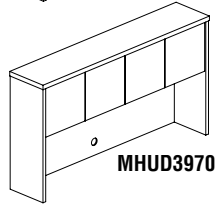
MHUG3970



- Features four cabinet styled doors with self-closing hinges.
- 20 1/2" clearance between work surfaces and storage bin.
- Fully assembled except for doors.

- Back panel features lower and upper cable grommets.
- Optional wood doors available.

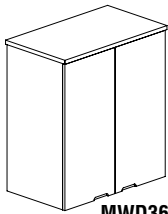
Model No.	Description	Dimensions	Wt.	List Price
MHUG3970	70"W Hutch with Glass Doors	70"W x 14"D x 39"H	142#	\$1502
MHUD3970	70"W Hutch with Wood Doors	70"W x 14"D x 39"H	142#	\$1473



MHUD3970

NOTE: Recommended under-cabinet LED Task Light is model EZDP.
Other LED Task/Desk lighting is available in the ACCESSORIES section at the end of this price list.

WARDROBE UNIT

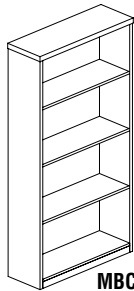


MWD3624

- Mounts on top of Mira Freestanding Lateral File.
- Two adjustable shelves and hanging rod.

Model No.	Description	Dimensions	Wt.	List Price
MWD3624	Wardrobe	34 5/8"W x 24"D x 38"H	168#	\$1598

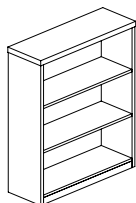
BOOKCASES



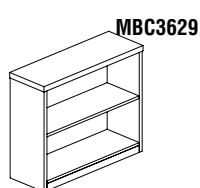
MBC3668

- Open shelves for convenient storage.
- Choice of two, three or four shelf units.
- Adjustable shelves.
- All adjustable shelves are 1" thick.
- 75 lb. capacity per shelf.
- Center shelf is fixed on 68" Shelf Bookcase.

Model No.	Description	Dimensions	Wt.	List Price
MBC3629	29"H Bookcase	34 5/8"W x 12"D x 29"H	60#	\$604
MBC3642	42"H Bookcase	34 5/8"W x 12"D x 42"H	78#	\$800
MBC3668	68"H Bookcase (1 fixed)	34 5/8"W x 12"D x 68"H	109#	\$1128



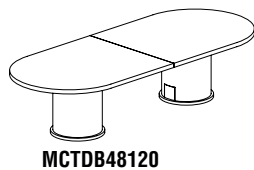
MBC3642



MBC3629

MIRA VENEER SERIES

CONFERENCE TABLES



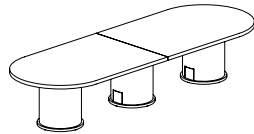
MCTDB48120

- Conference tables are available in two sizes.

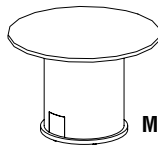
- Tops and bases shipped separately.

Model No.	Description	Dimensions	Wt.	List Price
MCTDB3672	6' Racetrack Conference Table	72"W x 36"D x 29"H	155#	\$1619
MCTDB4896	8' Racetrack Conference Table	96"W x 48"D x 29"H	305#	\$2443
MRTDB42	Round Conference Table	42"Round x 29"H	117#	\$1238
MRTDB48*	Round Conference Table	48"Round x 29"H	124#	\$1525

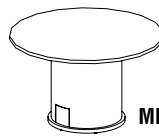
*Note: Limited quantities available.



MCTDB48144



MRTDB42

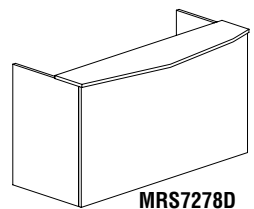


MRTDB48

RECEPTION STATION

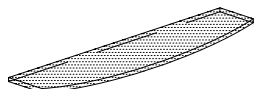
Surfaces: Medium Cherry finish on Cherry veneer, or Espresso finish on Walnut veneer.

- All Mira Reception Stations (except MRS7278D) include a center drawer.
- Non-handed returns.
- Configured as either a freestanding double-pedestal desk station, or complete with non-handed return.
- Optional glass counter top is available.



MRS7278D

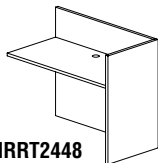
Model No.	Description	Dimensions	Wt.	List Price
MRS7278D	Reception Station (no peds)	72"W x 36"D x 43 1/2"H	360#	\$3205
MRSBB	Reception Station with 2 - B/B/F	72"W x 36"D x 43 1/2"H	559#	\$4967
MRSBF	Reception Station with B/B/F, F/F	72"W x 36"D x 43 1/2"H	557#	\$4967
MRSRBB	Reception Station with return, 2 - B/B/F	72"W x 36"D x 43 1/2"H Desk 48"W x 24"D x 42"H Return	687#	\$5944
MRSRBF	Reception Station with return, B/B/F, F/F	72"W x 36"D x 43 1/2"H Desk 48"W x 24"D x 42"H Return	684#	\$5944
MRSTGLASS	Optional Frosted Glass Counter Top	72"W x 18"D x 1/2"H	60#	\$542



MRSTGLASS

RECEPTION STATION RETURN

- Available in Medium Cherry finish on Cherry Veneer, or Espresso finish on Walnut veneer.

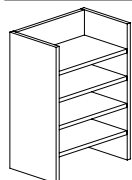


MRRT2448

Model No.	Description	Dimensions	Wt.	List Price
MRRT2448	Return (Non-Handed)	48"W x 24"D x 42"H	145#	\$1072

LETTER TRAY

- Optional hutch letter trays are sized to fit into space between doors and work surface.

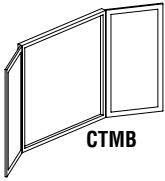


MLT

Model No.	Description	Dimensions	Wt.	List Price
MLT	Letter Tray	17"W x 10"D x 22"H	25#	\$345

MIRA ACCESSORIES

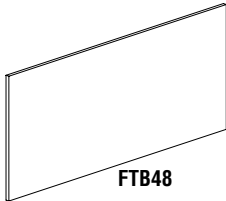
PRESENTATION BOARD



- Tackable fabric surface on interior side of doors. Eraser and markers not included.

Model No.	Description	Dimensions	Wt.	List Price
CTMB	Presentation Board	48"W x 3"D x 48"H	82#	\$1467

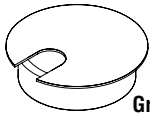
FABRIC TACK BOARD



- Stocked in MIR1454 Birch fabric.
- Other fabrics available as a special order, special orders sold in pairs only.

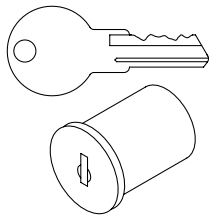
Model No.	Dimensions	Wt.	List Price
FTB36	36"W x 21 1/2"H	6#	\$381
FTB48	48"W x 21 1/2"H	8#	\$462
FTB68	68"W x 21 1/2"H	12#	\$513

GROMMET



Model No.	Description	Dimensions	Wt.	List Price
Grommet	Grommet	2 1/4" Diameter	1#	\$6

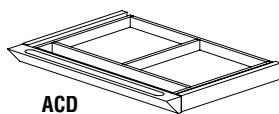
REPLACEMENT LOCK CORES



- Allows pedestals and laterals to be keyed uniquely for up to 15 different workstations.
- Master key available.
- Must purchase a core removal tool to change locks cores.

Model No.	Description	Wt.	List Price
REALCC0311 through REALCC0325 (Silver)	Replacement core with keys	1#	\$22
REALCRK	Core removal tool	1#	\$22
REALCMK	Master Key	1#	\$22

CENTER DRAWER



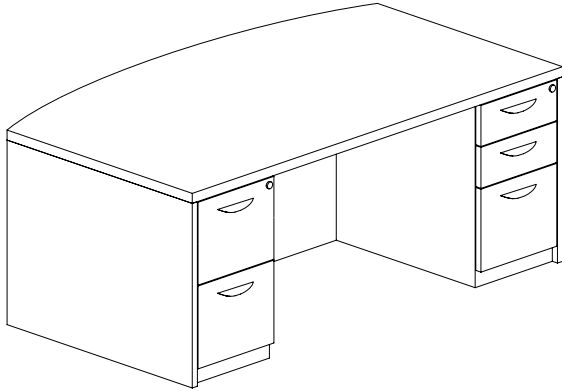
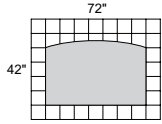
- Can be used under any worksurface (except APT7236 Peninsula Desk).
- Solid wood frame construction.
- Drawer operates smoothly on full-extension ball bearing suspension.
- Available in graphite with black drawer front only.

Model No.	Description	Dimensions	Wt.	List Price
ACD	Center Drawer	25"W x 18"D x 2"H	32#	\$174

*Note: Refer to accessories section pages 388-389 for keyboard supports and ergonomic options.

MIRA VENEER SERIES TYPICALS

• Order complete suites using model # shown




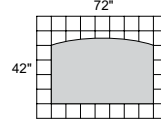
MIRA SERIES TYPICAL #3

Consists of:

QTY.	MODEL NO.	DESCRIPTION	LIST PRICE EACH
1	MDK3672	Desk Shell	\$1452
1	MPBBF28	Pedestal BBF	\$794
1	MPFF28	Pedestal FF	\$794

MDPDK3672

TOTAL: \$3040



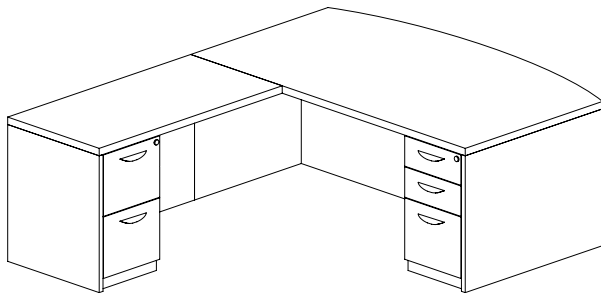
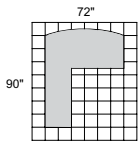
MIRA SERIES TYPICAL #4

Consists of:

QTY.	MODEL NO.	DESCRIPTION	LIST PRICE EACH
1	MDK3672	Desk Shell	\$1452
1	MPBBF28	Pedestal BBF	\$794
1	MPBBF28	Pedestal BBF	\$794

MDBDK3672

TOTAL: \$3040



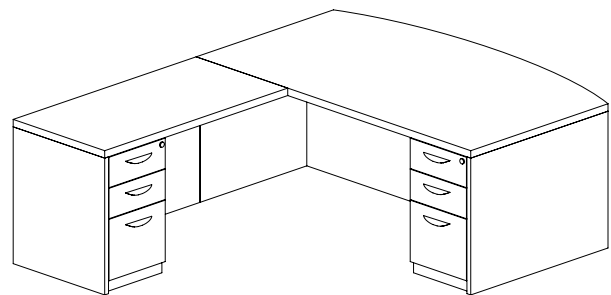
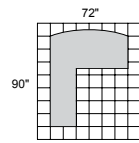
MIRA SERIES TYPICAL #5

Consists of:

QTY.	MODEL NO.	DESCRIPTION	LIST PRICE EACH
1	MDK3672	Desk Shell	\$1452
1	MRT2448	Return	\$594
1	MPBBF28	Pedestal BBF	\$794
1	MPFF22	Pedestal FF	\$699

MEL5

TOTAL: \$3539



MIRA SERIES TYPICAL #6

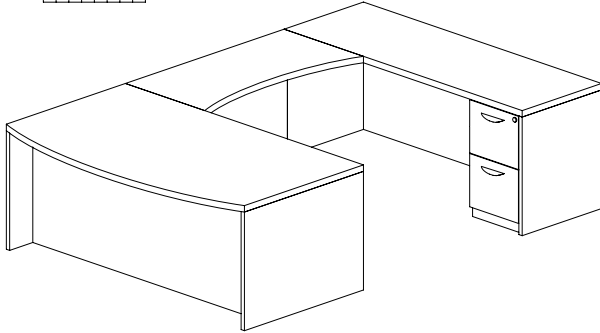
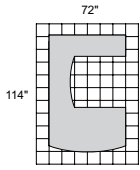
Consists of:

QTY.	MODEL NO.	DESCRIPTION	LIST PRICE EACH
1	MDK3672	Desk Shell	\$1452
1	MRT2448	Return	\$594
1	MPBBF28	Pedestal BBF	\$794
1	MPBBF22	Pedestal BBF	\$699

MELB5

TOTAL: \$3539

MIRA VENEER SERIES TYPICALS

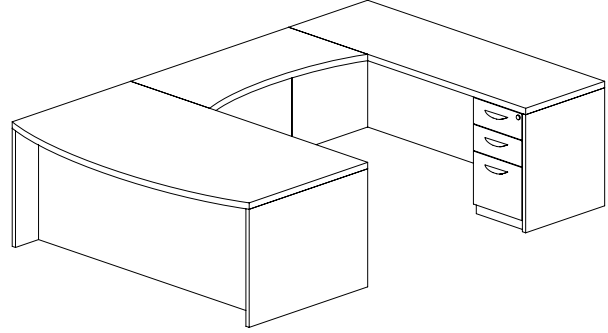
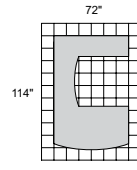


MIRA SERIES TYPICAL #7

Consists of:

QTY.	MODEL NO.	DESCRIPTION	LIST PRICE EACH
1	MDK3672	Desk Shell	\$1452
1	MCR2472	Credenza Shell	\$911
1	MBR2448	Bridge	\$465
1	MPBBF28	Pedestal BBF	\$794
1	MPFF22	Pedestal FF	\$699

SUITE MEU3

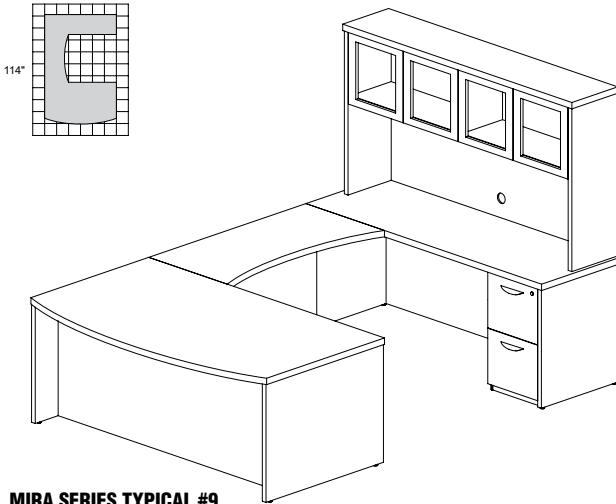
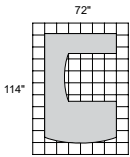
TOTAL: **\$4321**

MIRA SERIES TYPICAL #8

Consists of:

QTY.	MODEL NO.	DESCRIPTION	LIST PRICE EACH
1	MDK3672	Desk Shell	\$1452
1	MCR2472	Credenza Shell	\$911
1	MBR2448	Bridge	\$465
1	MPBBF28	Pedestal BBF	\$794
1	MPBBF22	Pedestal BBF	\$699

MEUB3

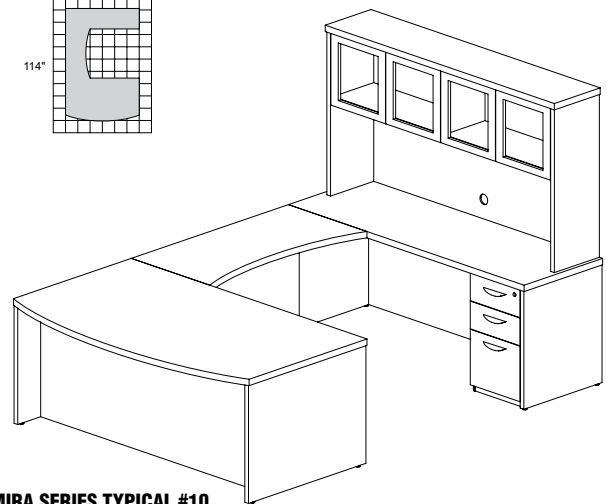
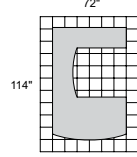
TOTAL: **\$4321**

MIRA SERIES TYPICAL #9

Consists of:

QTY.	MODEL NO.	DESCRIPTION	LIST PRICE EACH
1	MDK3672	Desk Shell	\$1452
1	MCR2472	Credenza Shell	\$911
1	MHUG3970	Hutch	\$1502
1	MBR2448	Bridge	\$465
1	MPBBF28	Pedestal BBF	\$794
1	MPFF22	Pedestal FF	\$699

SUITE MEU1

TOTAL: **\$5823**

MIRA SERIES TYPICAL #10

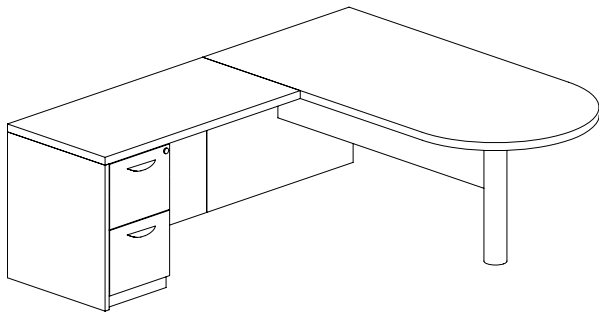
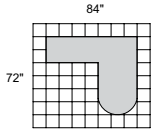
Consists of:

QTY.	MODEL NO.	DESCRIPTION	LIST PRICE EACH
1	MDK3672	Desk Shell	\$1452
1	MCR2472	Credenza Shell	\$911
1	MHUG3970	Hutch	\$1502
1	MBR2448	Bridge	\$465
1	MPBBF28	Pedestal BBF	\$794
1	MPBBF22	Pedestal BBF	\$699

MEUB1

TOTAL: **\$5823**

MIRA VENEER SERIES TYPICALS



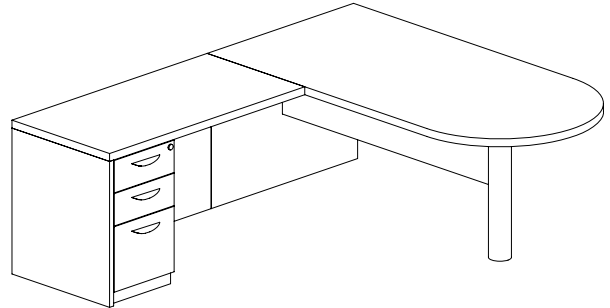
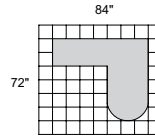
MIRA SERIES TYPICAL #11

Consists of:

QTY.	MODEL NO.	DESCRIPTION	LIST PRICE EACH
1	MPT3672	Peninsula Table	\$1087
1	MRT2448	Return	\$594
1	MPFF22	Pedestal FF	\$699

MEL6

TOTAL: \$2380



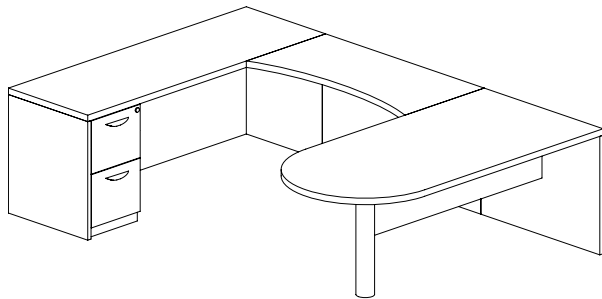
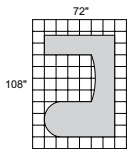
MIRA SERIES TYPICAL #12

Consists of:

QTY.	MODEL NO.	DESCRIPTION	LIST PRICE EACH
1	MPT3672	Peninsula Table	\$1087
1	MRT2448	Return	\$594
1	MPBBF22	Pedestal BBF	\$699

MELB6

TOTAL: \$2380



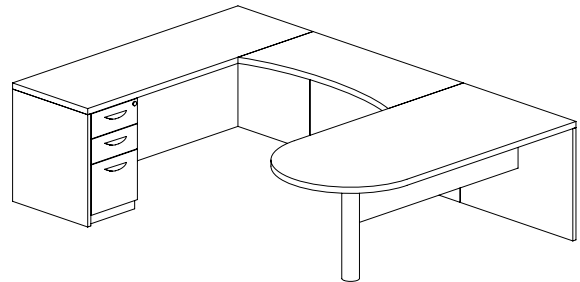
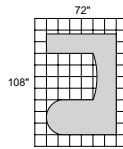
MIRA SERIES TYPICAL #13

Consists of:

QTY.	MODEL NO.	DESCRIPTION	LIST PRICE EACH
1	MPT3672	Peninsula Table	\$1087
1	MCR2472	Credenza Shell	\$911
1	MBR2448	Bridge	\$465
1	MPFF22	Pedestal FF	\$699

MEU4

TOTAL: \$3162



MIRA SERIES TYPICAL #14

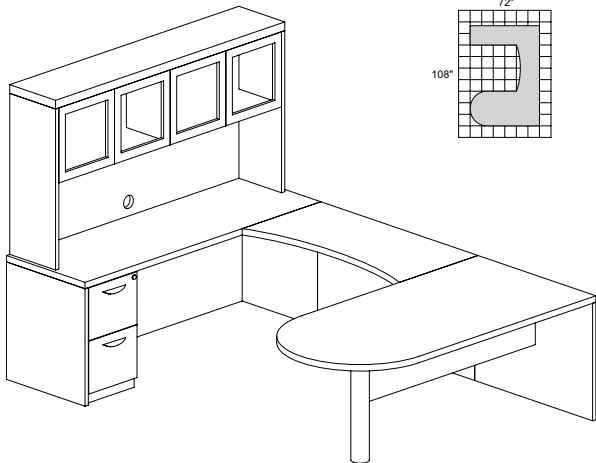
Consists of:

QTY.	MODEL NO.	DESCRIPTION	LIST PRICE EACH
1	MPT3672	Peninsula Table	\$1087
1	MCR2472	Credenza Shell	\$911
1	MBR2448	Bridge	\$465
1	MPBBF22	Pedestal BBF	\$699

MEUB4

TOTAL: \$3162

MIRA VENEER SERIES TYPICALS



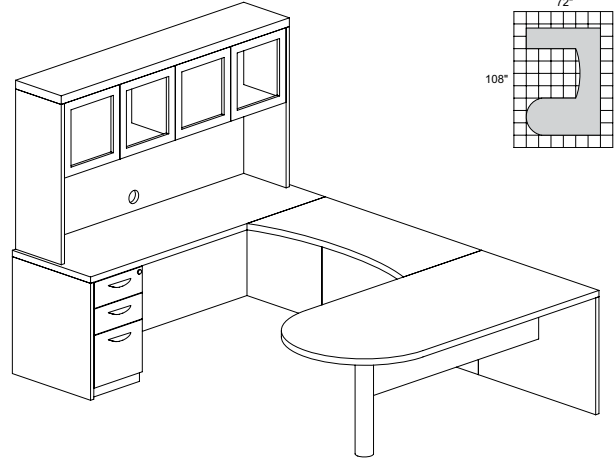
MIRA SERIES TYPICAL #15

Consists of:

QTY.	MODEL NO.	DESCRIPTION	LIST PRICE EACH
1	MPT3672	Peninsula Table	\$1087
1	MCR2472	Credenza Shell	\$911
1	MHUG3970	Hutch	\$1502
1	MBR2448	Bridge	\$465
1	MPFF22	Pedestal FF	\$699

MEU2

TOTAL: **\$4664**



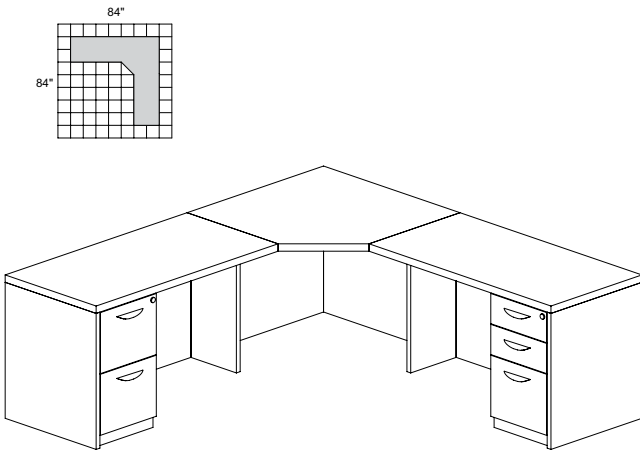
MIRA SERIES TYPICAL #16

Consists of:

QTY.	MODEL NO.	DESCRIPTION	LIST PRICE EACH
1	MPT3672	Peninsula Table	\$1087
1	MCR2472	Credenza Shell	\$911
1	MHUG3970	Hutch	\$1502
1	MBR2448	Bridge	\$465
1	MPBBF22	Pedestal BBF	\$699

MEUB2

TOTAL: **\$4664**



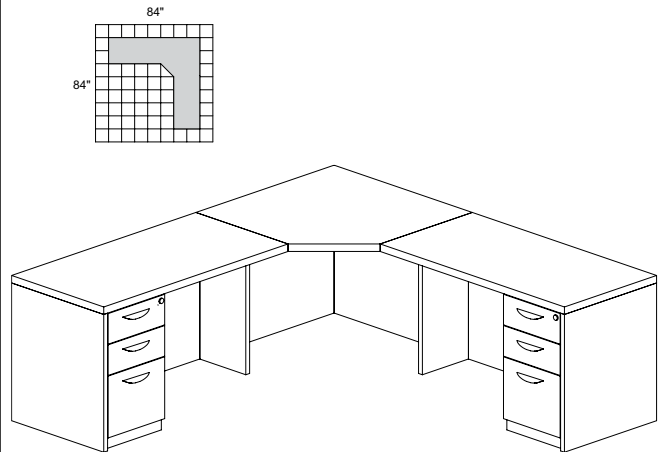
MIRA SERIES TYPICAL #31

Consists of:

QTY.	MODEL NO.	DESCRIPTION	LIST PRICE EACH
1	MCU243636	Corner Table	\$727
1	MRT2448	Return	\$594
1	MRT2448	Return	\$594
1	MPBBF22	Pedestal BBF	\$699
1	MPFF22	Pedestal FF	\$699

MCU6

TOTAL: **\$3313**



MIRA SERIES TYPICAL #32

Consists of:

QTY.	MODEL NO.	DESCRIPTION	LIST PRICE EACH
1	MCU243636	Corner Table	\$727
1	MRT2448	Return	\$594
1	MRT2448	Return	\$594
1	MPBBF22	Pedestal BBF	\$699
1	MPBBF22	Pedestal BBF	\$699

MCUB6

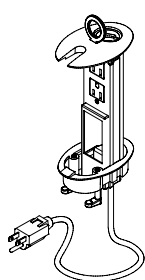
TOTAL: **\$3313**

POWER AND DATA OPTIONS

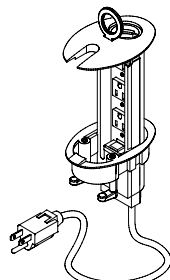
All Power and Data Modules easily field install into desk and conference table tops, providing a combination of power outlets and data jacks.

- Templates for field installation are included with each power module.
- EZSCK available in Black, Silver and White.
- Data jacks / couplers not included.

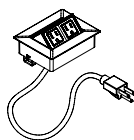
Model No.	Description	Dimensions	Wt.	List Price
PMR22	Power and Data Module with 2 Power and 2 Data Outlets (Black)	3"W x 4 1/2"D x 8"H	2#	\$204
PMR30	Power Module with 3 Power Outlets (Black)	3"W x 4 1/2"D x 8"H	2#	\$214
PM20	Power Module with 2 Power Outlets (Black)	5 3/8"W x 4 1/4"D	2#	\$320
PM22	Power and Data Module with 2 Power and 2 Data Outlets (Silver or Black)	8 1/4"W x 4 3/8"D	4#	\$487
PM44	Power and Data Module with 4 Power and 4 Data Outlets (Silver)	8 1/4"W x 8"D	5#	\$974
EZSCK	Flush Module with 2 power receptacles, 2 USB connectors, and 108" plug-in cord.	5 1/4"W x 2"D	6#	\$473



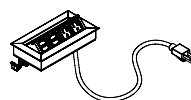
PMR22



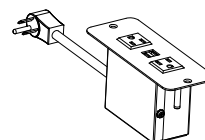
PMR30



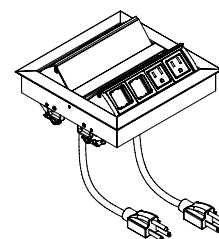
PM20



PM22



EZSCK



PM44

GROMMET OPTIONS

Mayline's grommet options are available in 8 different styles providing you with the perfect solution.

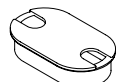
- All grommets are field installed.

Model No.	Description	Dimensions (Face Plate)	Wt.	List Price
F740	Recommended for Desk Tops (Black, Taupe, Ice Gray, or Warm Gray)	2 3/4"W x 2 1/8"D	1#	\$24
GMT1	Recommended for Conference Table and Desk Tops (Black Only)	3 1/2"W x 2"D	1#	\$27
GMT2	Recommended for Conference Table Tops (Black Only)*	6 1/4"W x 3 1/4"D	1#	\$27
REALS099	Recommended for Conference Table Tops (Silver Only)*	6 1/4"W x 3 1/4"D	1#	\$24
REALS100	Recommended for Conference Table and Desk Tops (Silver)	2 5/8"D	1#	\$24
REALS104	Recommended for Hutch Back Panels (Black)	1 5/8"D	1#	\$20
REALS276	Recommended for Hutch Back Panels, Modesty Panels and Peds (Black)	2 5/8"D	1#	\$20
REALS277	Recommended for Peds, Desk, Credenza or Return End Panels	2"W x 2"D	1#	\$20

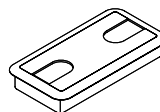
* Is not recommended for Corsica Conference Table Tops



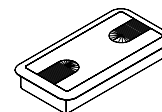
F740



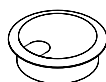
GMT1



GMT2



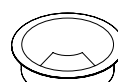
REALS099



REALS100



REALS104



REALS276



REALS277

HANDLE OPTIONS


HANDLE OPTION FOR DESKS AND STORAGE SERIES

Model No.	Description	Dimensions	Finish	List Price
CP3	Luminary, Mira	4"W, with 1 1/4" Center	Chrome/Black	\$18
CP6	Luminary, Mira	6"W, with 3 3/4" Center	Chrome/Black	\$18
REALS010	Corsica, Napoli	7"W, with 6 1/4" Center	Satin Nickel	\$18
REALS011	Corsica, Napoli	7"W, with 6 1/4" Center	Black	\$18
REALS281*	Corsica, Napoli	7 1/2"W, with 6 1/4" Center	Black	\$18
REALS282*	Corsica, Napoli	7 1/2"W, with 6 1/4" Center	Satin Nickel	\$18
REALS191	Aberdeen, Brighton, Sorrento	7"W, with 5" Center	Satin Nickel	\$18
REALS283*	Aberdeen, Brighton, Sorrento	7 1/2"W, with 5" Center	Satin Nickel	\$20
REALS284*	Aberdeen, Brighton, Sorrento	7 1/2"W, with 5" Center	Black	\$20
REALS285	Aberdeen, Brighton, Sorrento	6 1/2"W, with 5" Center	Satin Nickel	\$20
REALS286*	Aberdeen, Brighton, Sorrento	6 1/2"W, with 5" Center	Black	\$20
REALS288*	Aberdeen, Brighton, Sorrento	6 1/2"W, with 5" Center	Black	\$15

* Limited quantities available.



CP3



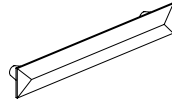
CP6



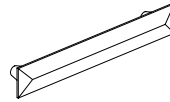
REALS010



REALS011



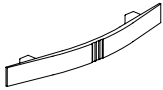
REALS281



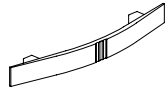
REALS282



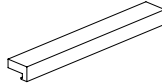
REALS191



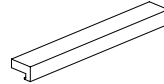
REALS283



REALS284



REALS285



REALS286



REALS288

LOUNGE FURNITURE




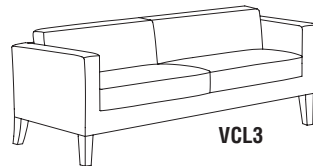
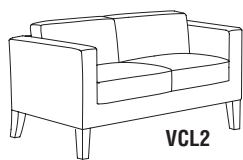
NOTE: Not on GSA.

- All models in all finishes are available on both the Quick-Ship and Fast Freight delivery programs with no quantity limitations.

PRESTIGE SERIES



- All seated surface areas are genuine leather and available in Black.
- Black legs are standard.
- CA117 approved.
- Foot Kit finish options: Silver, Sierra Cherry or Mahogany finish. Please specify.

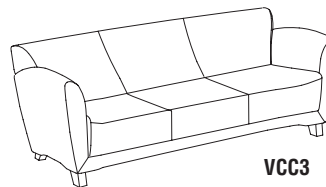

	Model No.	Description	Outside Dimensions	Seated Area	Seat Ht.	Wt.	List Price
 VCL1	❖ VCL1	Chair	33 1/4"W x 29"D x 29 1/4"H	24 1/4"W x 20"D x 12 1/4"H	17"	109#	\$1045
	❖ VCL2	Settee	53 1/2"W x 29"D x 29 1/4"H	44 1/2"W x 20"D x 12 1/4"H	17"	150#	\$1671
	❖ VCL3	Sofa	77 1/2"W x 29"D x 29 1/4"H	68 1/2"W x 20"D x 12 1/4"H	17"	183#	\$2177
	❖ VCLL	Optional Foot Kit for VCL1, VCL2 & VCL3	See available finishes above.	2"W x 2 1/4"D x 7 1/2"H		6#	\$62



SANTA CRUZ® LOUNGE SERIES

- Available in Black leather, Almond leather or White leather (standard with Black feet). Optional foot kit colors available.
- Genuine leather on all seated surfaces.
- Mobile chair includes heavy-duty black double wheel casters in the front, Black wood feet in the back.
- Mobile chair available with or without tablet.
- Mobile chair tablet: 360° swivel (15"W x 12"D), tablet height 27", available in Black finish on Black/Almond chairs and White Finish on White chairs.
- Brushed aluminum handle on mobile chair back for easy mobility.
- VCCL Optional foot kit finish options: Mahogany, Sierra Cherry, Espresso, Maple, Bourbon Cherry, Silver or Black.
- Storage ottoman standard with four casters for easy mobility; Black table inside.
- CA117 approved.

	Model No.	Description	Outside Dimensions	Seated Area	Seat Ht.	List Price
 VCCMT	❖ VCCM	Mobile Lounge Chair	31"W x 33"D x 30 3/4"H	18 1/2"W x 21"D x 11 3/4"H	19"	\$1202
	❖ VCCMT	Mobile Lounge Chair With Tablet	31"W x 33"D x 30 3/4"H	18 1/2"W x 21"D x 11 3/4"H	19"	\$1444
 VCCS	❖ VCCS	*Storage Ottoman	18 -1/2"W x 18 1/2"D x 18 1/2"H	18 1/2"W x 18 1/2"D x 18 1/2"H	19 1/2"	\$520
	❖ VCC1	Chair	36"W x 34 1/4"D x 32 1/4"H	21 1/2"W x 22"D x 13 1/4"H	19"	\$1178
	❖ VCC2	Settee	55"W x 34 1/4"D x 32 1/4"H	41"W x 22"D x 13 1/4"H	19"	\$1757
	❖ VCC3	Sofa	75 1/4"W x 34 1/8"D x 32 1/4"H	61"W x 22"D x 13 1/4"H	19"	\$2283
	❖ VCCL	Optional Foot Kit for VCC1, VCC2 & VCC3	2"W x 3"D x 3 1/2"H	* See available finishes above.		\$62



* Note: Model VCC Ottoman Limited quantities available.(will switch to new VCCS when VCC inventory is depleted).

❖ Indicates Quick-Ship models.

WORKSPACES
DESKS & STORAGE
TABLES
SEATING
HIGH DENSITY STORAGE
MAIL ROOM FURNITURE
TECHNOLOGY FURNITURE
DRAFTING FURNITURE
ACCESSORIES
PRODUCT INDEX

MERCADO WOOD GUEST SERIES

GIZA/CAP

FAST Freight

QUICK-SHIP

WOOD GUEST SEATING


Stylish designs of solid wood and genuine leather beautify any private office or reception area.

- Fully assembled frame, simple seat attachment required.
- Supports up to 250 lbs.
- Shipped 2 per carton (VSC9 & VSC13 shipped 1 per carton).
- Genuine leather on all seated surfaces.
- Can ship via small parcel.

FINISH MATRIX

Model No.	Black/Black	Sierra Cherry/Black	Mahogany/Black	Bourbon Cherry/Black	Espresso/Black	Espresso/Cream	Medium Cherry/Black	Maple/Black
VSCA	✓	✓	✓	-	-	-	✓	✓
VSC2A	-	✓	✓	-	✓	-	-	-
VSC3A	-	-	-	✓	✓	-	✓	✓
VSC5A	✓	✓	✓	✓	-	✓	-	-
VSC7A	-	✓	✓	-	-	✓	-	-
VSC9	✓	✓	✓	-	-	-	-	-
VSC10A	✓	✓	✓	-	-	-	-	-
VSC11A	✓	✓	✓	-	-	-	-	-
VSC12A	✓	✓	✓	-	-	-	-	-
VSC13	✓	✓	✓	-	-	-	-	-

Model No.	Outside Dimensions	Seated Area Dimensions	Seat Height	Wt.	Carton Qty.	List Price
VSCA	❖ 22 1/2"W x 23 1/2"D x 33 1/2"H	18 3/4"W x 17 1/4"D x 15"H	18 1/2"	50#	2	\$1310/ctn. (\$624/ea.)
VSC2A	❖ 22 1/4"W x 23 1/2"D x 33 1/2"H	19"W x 19"D x 14 3/4"H	18 3/4"	50#	2	\$1310/ctn. (\$624/ea.)
VSC3A	❖ 22 3/4"W x 24 3/4"D x 34 1/2"H	19"W x 18 3/4"D x 14 1/2"H	20"	48#	2	\$1310/ctn. (\$624/ea.)
VSC5A	❖ 22 3/4"W x 23 3/4"D x 33"H	19 1/4"W x 18"D x 13 1/2"H	19 1/2"	48#	2	\$1310/ctn. (\$624/ea.)
VSC7A	❖ 22 1/2"W x 26"D x 34 3/4"H	19"W x 18 1/2"D x 15 3/4"H	19"	50#	2	\$1310/ctn. (\$624/ea.)
VSC9	❖ 26"W x 23 1/2"D x 34 1/2"H	19"W x 18 1/2"D x 15 1/2"H	19"	41#	1	\$705/ctn. (\$671/ea.)
VSC10A	❖ 24"W x 24 1/2"D x 32 3/4"H	20"W x 20"D x 13 1/4"H	19 1/2"	66#	2	\$1310/ctn. (\$624/ea.)
VSC11A	❖ 23 1/4"W x 22 1/2"D x 32 1/2"H	19 1/4"W x 19 1/2"D x 13 1/2"H	19"	62#	2	\$1310/ctn. (\$624/ea.)
VSC12A	❖ 23"W x 23 1/2"D x 34"H	19 1/2"W x 17 3/4"D x 15"H	19"	62#	2	\$1310/ctn. (\$624/ea.)
VSC13	❖ 26"W x 26"D x 28 1/2"H	20 1/2"W x 19"D x 9"H	19 1/2"	35#	1	\$705/ctn. (\$671/ea.)



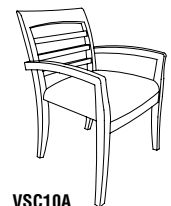
WOOD GUEST SEATING UPHOLSTERED

GIZA/CAP

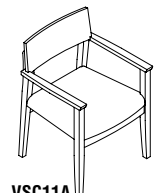
- Exceptional style with Custom Upholstery Options on VSC10A and VSC11A.
- Shipped 2 per carton.
- Match Seat Cushions throughout - desk, bench, guest, conference and reception.
- Over 150+ Momentum fabrics - visit www.themomgroup.com/208.

Model No.	Model No.	Fabric Grade	Carton Qty.	List Price
VSC10AF2	VSC11AF2	2	2	\$1520/ctn. (\$724/ea.)
VSC10AF3	VSC11AF3	3	2	\$1552/ctn. (\$739/ea.)
VSC10AF4	VSC11AF4	4	2	\$1583/ctn. (\$754/ea.)
VSC10AF5	VSC11AF5	5	2	\$1615/ctn. (\$769/ea.)
VSC10AF6	VSC11AF6	6	2	\$1646/ctn. (\$784/ea.)
VSC10AF7	VSC11AF7	7	2	\$1678/ctn. (\$799/ea.)
VSC10AF8	VSC11AF8	8	2	\$1709/ctn. (\$814/ea.)
VSC10AF9	VSC11AF9	9	2	\$1741/ctn. (\$829/ea.)
VSC10AF10	VSC11AF10	10	2	\$1772/ctn. (\$844/ea.)
VSC10AFX	VSC11AFX	COM	2	\$1674/ctn. (\$797/ea.)

❖ Indicates Quick-Ship model.



VSC10A



VSC11A

OCCASIONAL TABLES



FAST Freight

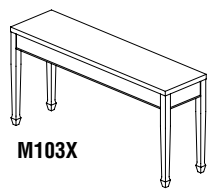
QUICK-SHIP

- All models in all finishes are available on both the Quick-Ship and Fast Freight delivery programs with no quantity limitations.
- 50 lb weight capacity.

MIDNIGHT SERIES

- Black granite top with Bourbon Cherry finish on base.

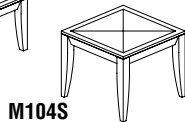
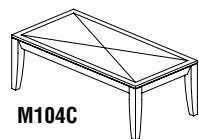
Model No.	Description	Dimensions	Wt.	List Price
M103X	Sofa Table	60"W x 16"D x 30"H	99#	\$1659
M103C	Coffee Table	48"W x 24"D x 16"H	108#	\$1411
M103R	End Table	24"W x 24"D x 22"H	62#	\$986



DIAMOND SERIES

- Tops feature Cherry veneer with a diamond pattern in a Bourbon Cherry finish.

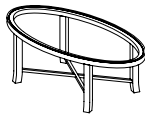
Model No.	Description	Dimensions	Wt.	List Price
M104C	Coffee Table	48"W x 24"D x 16 1/4"H	62#	\$771
M104S	End Table	24"W x 24"D x 22 1/4"H	36#	\$554



ILLUSION SERIES

- Glass tops with a Bourbon Cherry finished base.

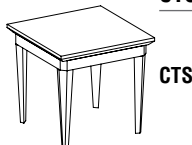
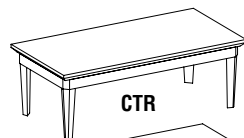
Model No.	Description	Dimensions	Wt.	List Price
M106C	Coffee Table	48"W x 24"D x 16"H	70#	\$1023
M106R	End Table	22"Dia. x 22"H	46#	\$704



CORSICA TABLES

- Table surfaces are offered in a choice of Sierra Cherry finish on a cherry veneer and Mahogany finish on walnut veneer.

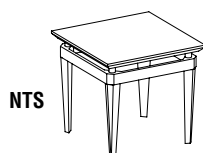
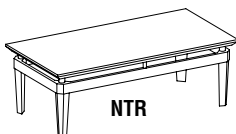
Model No.	Description	Dimensions	Wt.	List Price
CTR	Coffee Table	48"W x 24"D x 16"H	65#	\$889
CTS	End Table	24"W x 24"D x 22"H	30#	\$629



NAPOLI TABLES

- Table surfaces are offered in a choice of Sierra Cherry finish on a Cherry veneer or Mahogany finish on Walnut veneer.

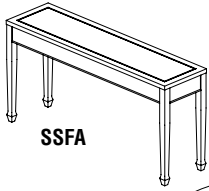
Model No.	Description	Dimensions	Wt.	List Price
NTR	Coffee Table	48"W x 24"D x 16"H	40#	\$889
NTS	End Table	24"W x 24"D x 22"H	25#	\$629



WORKSPACES
DESKS & STORAGE
TABLES
SEATING
HIGH DENSITY STORAGE
MAIL ROOM FURNITURE
TECHNOLOGY FURNITURE
DRAFTING FURNITURE
ACCESSORIES
PRODUCT INDEX

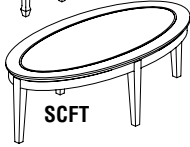
OCCASIONAL TABLES**SORRENTO TABLES**

- Table surfaces consist of a Bourbon Cherry finish on a Cherry veneer border with a Walnut inlay surrounding Bird's Eye Maple panel or Espresso finish on Walnut veneer.



SSFA

Model No.	Description	Dimensions	Wt.	List Price
SSFA	Sofa Table	60"W x 16"D x 30"H	75#	\$791
SCFT	Coffee Table – Oval	48"W x 24"D x 15"H	49#	\$728
SET	End Table	24"W x 24"D x 24"H	33#	\$531



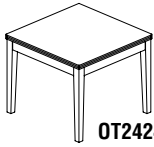
SCFT



SET

LUMINARY TABLES

- Table surfaces offered in choice of Maple finish on Maple veneer and Cherry finish on Cherry veneer.



OT2424

Model No.	Description	Dimensions	Wt.	List Price
OT2424	End Table	24"W x 24"D x 20"H	23#	\$594
OT2448	Coffee Table	48"W x 24"D x 16"H	49#	\$711

TABLES



- Cohere™ Tables**
- Height-Adjustable Tables**
- Meeting Plus™ Conference & Training Tables**
- Sync™ Training Tables**
- Flip-N-Go® Series**
- T-Mate™ Tables**
- Training Table Power Options**
- TransAction™ Conference & Media Tables & Accessories**
- Ranger® Team Tables**
- CSII™ Conference Tables**
- Bistro Series Tables**
- EVENT Tables**
- Conference / Training Room Accessories**

COHERE™ TABLES



Cohere Tables can go everywhere throughout an organization to create a coherent, cohesive look and feel. Multiple shapes, sizes and functionalities allow limitless applications, while simple lines and a shared foot design deliver a single, understated aesthetic that complements and unifies any space. Cohere Tables blend seamlessly with e5™ collaborative furniture as well as all other Mayline® products.

FLIP & NEST TABLES

- This table is available in T-Leg configuration only.
- Surfaces are constructed with 1-1/8" thick high pressure laminate with 3mm T-Mold or 3mm Edgeband.
- Optional frosted acrylic modesty panels are available and attach to the underside of the surface.
- This table is available with casters only. 3" locking, non-marring black casters are standard.
- Optional premium 3" white nylon caster with locking gray urethane anti-vibration tread for smooth and quiet movement is available. See Accessories section.
- Flipping mechanism and stabilizer bar in Silver finish only.
- Overall table height is 29" from floor to top of 1-1/8" surface.
- Legs/Feet available in Black, Silver or White powdercoat finishes.
- Optional polished aluminum feet are available for an upcharge.
- Glides have 1/2" leveling range.
- Optional premium caster kit available - order model FWCAST.

HOW TO SPECIFY

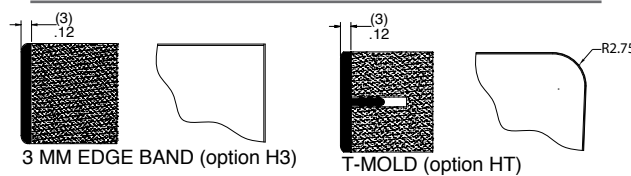
Start with base model number and **SELECT ONE CODE FROM EACH OF THE OPTIONS** to complete your final model number for ordering:

Select MODEL NUMBER (ie., FR1848)	Option 1 [❖] EDGE	Option 2 [■] CUTOUT	Option 3 [●] LEG STYLE	Option 4 [✓] FOOT FINISH	Option 5 [✕] CASTER
	HT = T-Mold (Radiused Corner)	N = No Grommet (No Power)	T = T-Leg Only	P = Standard (Same Color)	S = Standard Black Only
	H3 = Edgeband (Square Corner)	G = Center Grommet Only + \$30		A = Polished Aluminum Feet + \$40 List	
Add codes to indicate options you would like:	HT (with T-Mold Edges)	N (Without Grommet)	T	P (in Standard Color)	S

The final Model Number for Base Product FR1848 with the highlighted options would be FR1848-HT-N-T-P-S (or FR1848HTNTPS).

Note: All non-standard cutouts (other than above) in any size/location/top will be honored with no minimum quantity requirements. Contact spaceplanning@mayline.com for quote request and drawing signoff will be required before order is processed.

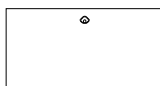
LAMINATE EDGE TYPE [❖]



CUTOUT OPTIONS [■]

"G" - \$30 List upcharge


(1) Manufactured round cutout 1.75" in diameter located in center approach side of top. Includes grommet cap. Black only.



Cutout-G

"M" - \$60 List upcharge

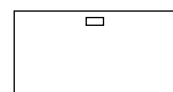
(2) Manufactured round cutouts 1.75" diameter located on right and left approach side of top. Includes (2) grommet caps. Black only.



Cutout-M

"E" - \$30 List upcharge

(1) Manufactured rectangular cutout 5.25" x 3" for daisy chain electrical kits only. Grommet caps not included with cutout.



Cutout-E

Note: Cutout "G" and "M" do not accommodate Mayline's Training Table power kits.

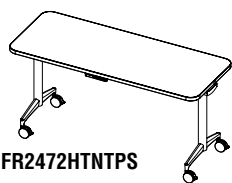
FLIP & NEST TABLES (CONTINUED)

SPECIFICATION TIPS:

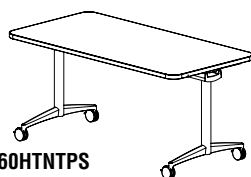
- Surfaces flip up.
- Overall footprint depth is 20 1/2" for 24"D table. Each additionally nested table adds 7 1/2" in total footprint depth. Total depth for 3 tables would be 35 1/2".
- **54"W surfaces and smaller are available with a center grommet option only. 60"W surface and larger are also available with two grommets positioned on the left and right.**
- Circular grommet cutouts are 1 3/4" diameter and located 3 1/2" from the rear of the surface and 7" from the end for the left and right option. Grommets are available in Black only and only on rectangular tops.
- Support beam provides integrated cable management clips.
- Optional ganging hardware is available. Specify one package per seam.
- Access to all standard Wilsonart, Nevamar, Formica, and Pionite laminates is available.



FR1848HTGTPS



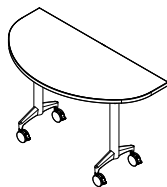
FR2472HTNTPS



FR3060HTNTPS



FT2448HTNTPS



FH2448

Model No.	Options					Description	Wt.	List Price
Rectangular								
	1	2	3	4	5			
FR1848	✱	■	T	✓	S	48" x 18" Rectangular	52#	\$921
FR1860	✱	■	T	✓	S	60" x 18" Rectangular	61#	\$942
FR1872	✱	■	T	✓	S	72" x 18" Rectangular	69#	\$1012
FR2436	✱	■	T	✓	S	36" x 24" Rectangular	55#	\$921
FR2442	✱	■	T	✓	S	42" x 24" Rectangular	60#	\$937
FR2448	✱	■	T	✓	S	48" x 24" Rectangular	65#	\$954
FR2454	✱	■	T	✓	S	54" x 24" Rectangular	71#	\$969
FR2460	✱	■	T	✓	S	60" x 24" Rectangular	76#	\$981
FR2466	✱	■	T	✓	S	66" x 24" Rectangular	82#	\$1066
FR2472	✱	■	T	✓	S	72" x 24" Rectangular	87#	\$1125
FR3036	✱	■	T	✓	S	30" x 36" Rectangular	68#	\$974
FR3042	✱	■	T	✓	S	30" x 42" Rectangular	73#	\$996
FR3048	✱	■	T	✓	S	48" x 30" Rectangular	78#	\$1018
FR3054	✱	■	T	✓	S	54" x 30" Rectangular	85#	\$1034
FR3060	✱	■	T	✓	S	60" x 30" Rectangular	92#	\$1061
FR3066	✱	■	T	✓	S	66" x 30" Rectangular	98#	\$1157
FR3072	✱	■	T	✓	S	72" x 30" Rectangular	105#	\$1200
FR3648	✱	■	T	✓	S	48" x 36" Rectangular	91#	\$1152
FR3660	✱	■	T	✓	S	60" x 36" Rectangular	107#	\$1275
FR3672	✱	■	T	✓	S	72" x 36" Rectangular	123#	\$1339

Transition Tables

Options	1	2	3	4	5	Description	Wt.	List Price
FT2448	✱	■	T	✓	S	48" x 24" Transition	62#	\$954
FT3048	✱	■	T	✓	S	48" x 30" Transition	69#	\$1018

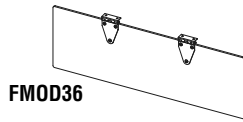
Half Round Tables

Options	1	2	3	4	5	Description	Wt.	List Price
FH2448	✱	■	T	✓	S	24" x 48" Half Round	62#	\$954
FH3060	✱	■	T	✓	S	30" x 60" Half Round	69#	\$1061
FH3672	✱	■	T	✓	S	36" x 72" Half Round	75#	\$1339

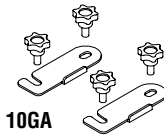
FLIP & NEST ACCESSORIES

Acrylic Modesty Panel - Flip & Nest Style

- Includes hinged hardware for attachment to underside of surface.
- Brackets available in your choice of Black, White or Silver paint.
- Nominal 10" overall height.
- Panels centered on table and hang 3" from each outer edge of table leg.



FMOD36



10GA

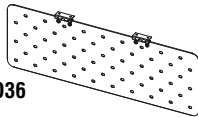
Model No.	Description	Wt.	List Price
FMOD36	30"W x 10"H - For 36" & Transition Table	7#	\$290
FMOD42	36"W x 10"H - For 42" Table	8#	\$299
FMOD48	42"W x 10"H - For 48" Table	9#	\$321
FMOD54	48"W x 10"H - For 54" Table	10#	\$342
FMOD60	54"W x 10"H - For 60" Table	11#	\$363
FMOD66	60"W x 10"H - For 66" Table	12#	\$394
FMOD72	66"W x 10"H - For 72" Table	13#	\$415
10GA	Universal Ganging Accessory	1#	\$55

Optional White Caster

FWCAST	Premium 3" locking, White Nylon Caster with locking gray urethane anti-vibration tread. Kit of 4 Casters.		\$68
--------	---	--	------

Steel Modesty Panel - Flip & Nest Style

- Includes hinged hardware for attachment to underside of surface.
- Brackets available in your choice of Black, White or Silver paint.
- Nominal 10" overall height.
- Panels centered on table and hang 3" from each outer edge of table leg.



SMOD36

Model No.	Description	Wt.	List Price
SMOD36	30"W x 10"H - For 36" & Transition Table	7#	\$145
SMOD42	36"W x 10"H - For 42" Table	8#	\$159
SMOD48	42"W x 10"H - For 48" Table	9#	\$169
SMOD54	48"W x 10"H - For 54" Table	10#	\$172
SMOD60	54"W x 10"H - For 60" Table	11#	\$179
SMOD66	60"W x 10"H - For 66" Table	12#	\$189
SMOD72	66"W x 10"H - For 72" Table	13#	\$198

HOW TO SPECIFY:
Select Model No.
& Add Suffix Codes

OPTION 1
[✚] Select EDGE
T-Mold (HT)
Edgeband (H3)

OPTION 2
[■] Select CUTOUT
None (N)
Center (G)*
Left/Right (M)*
Rectangular (E)*

OPTION 3
[T] LEG
T-Leg ONLY
T-Leg (T)

OPTION 4
[✓] Select FOOT Finish
Standard (P)
Pol. Alum. (A)*

OPTION 5
[S] CASTER
Black ONLY
Black (S)

* NOTE: See details at beginning of section for upcharge costs for these option selections.

FIXED HEIGHT TABLES

- Surfaces are constructed with 1-1/8" thick high pressure laminate with 3mm T-Mold or 3mm Edgeband.
- This table is available with Black glides (Glides have 1/2" leveling range) or 3" Black locking casters.
- Overall table height is 29" from floor to top of 1-1/8" surface.
- Base available in Black, Silver or White powdercoat finishes.
- Glides and casters are not field interchangeable as the overall table height will be affected.

HOW TO SPECIFY

Start with base model number and **SELECT ONE CODE FROM EACH OF THE OPTIONS** to complete your final model number for ordering:

Select MODEL NUMBER (ie., HR1848)	Option 1 [❖] EDGE	Option 2 [■] CUTOUT	Option 3 [●] LEG STYLE	Option 4 [✓] FOOT FINISH
	HT = T-Mold (Radiused Corner)	N = No Grommet (No Power)	T = T-Leg with Glide	P = Standard (Same Color)
	H3 = Edgeband (Square Corner)	G = Center Grommet Only + \$30	C = C-Leg with Glide	A = Polished Aluminum Feet + \$40 List
		M = Left/Right Grommet + \$60	R = T-Leg with Standard Caster + \$40	
		E = Rectangular Cutout only + \$30		
Add codes to indicate options you would like:	HT (with T-Mold Edges)	N (Without Grommet)	T (with T-Leg Style)	P (in Standard Color)

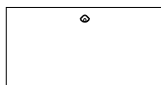
The final Model Number for Base Product HR1848 with the highlighted options would be HR1848-HT-N-T-P (or HR1848HTNTP).

Note: All non-standard cutouts (other than above) in any size/location/top will be honored with no minimum quantity requirements. Contact spaceplanning@mayline.com for quote request and drawing signoff will be required before order is processed.

CUTOUT OPTIONS [■]

"G" - \$30 List upcharge

(1) Manufactured round cutout 1.75" in diameter located in center approach side of top. Includes grommet cap. Black only.



Cutout-G

"M" - \$60 List upcharge

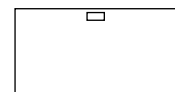
(2) Manufactured round cutouts 1.75" diameter located on right and left approach side of top. Includes (2) grommet caps. Black only.



Cutout-M

"E" - \$30 List upcharge

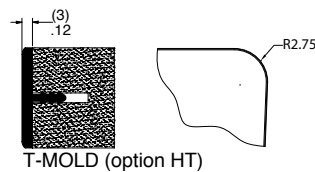
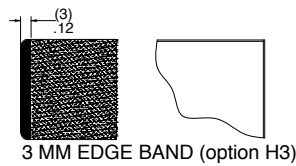
(1) Manufactured rectangular cutout 5.25" x 3" for daisy chain electrical kits only. Grommet caps not included with cutout.



Cutout-E

Note: Cutout "G" and "M" do not accommodate Mayline's Training Table power kits.

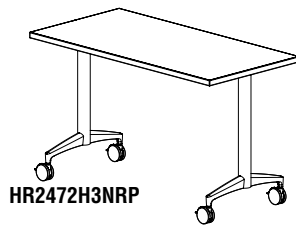
LAMINATE EDGE TYPE [❖]



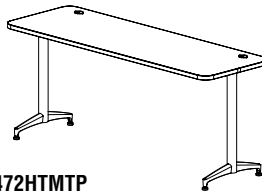
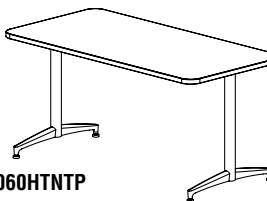
FIXED HEIGHT TABLES (CONTINUED)

SPECIFICATION TIPS:

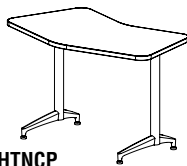
- C-Legs are available only in 24" and 30" deep surfaces.
- **54"W surfaces and smaller are available with a center grommet option only. 60"W surface and larger are also available with two grommets positioned on the left and right.**
- Grommet cutouts are 1 3/4" diameter and located 3 1/2" from the rear of the surface and 7" from the end for the left and right option. Grommets are available in black only.
- All surfaces 60" and longer utilize a steel reinforcement bar to prevent surface deflection.
- Optional ganging hardware is available. Specify one package per seam.
- These tables are designed for static use applications only. They are not designed to be slid and/or dragged across any floor space. For applications requiring mobility, please refer to one of our many mobile training options.
- Access to all standard Wilsonart, Nevamar, Formica, and Pionite laminates is available.



HR2472H3NRP

HR2472HTMTP
(Shown with optional "M" right and left grommet holes.)

HR3060HTNTP



HT2448HTNCP

Model No.	Options:				Description	Wt.	List Price
Rectangular							
	1	2	3	4			
HR1848	✖	■	●	✓	48" x 18" Rectangular	44#	\$664
HR1860	✖	■	●	✓	60" x 18" Rectangular	52#	\$696
HR1872	✖	■	●	✓	72" x 18" Rectangular	59#	\$728
HR2436	✖	■	●	✓	36" x 24" Rectangular	47#	\$680
HR2442	✖	■	●	✓	42" x 24" Rectangular	52#	\$696
HR2448	✖	■	●	✓	48" x 24" Rectangular	57#	\$713
HR2454	✖	■	●	✓	54" x 24" Rectangular	62#	\$745
HR2460	✖	■	●	✓	60" x 24" Rectangular	67#	\$755
HR2466	✖	■	●	✓	66" x 24" Rectangular	72#	\$793
HR2472	✖	■	●	✓	72" x 24" Rectangular	77#	\$809
HR3036	✖	■	●	✓	36" x 30" Rectangular	53#	\$749
HR3042	✖	■	●	✓	42" x 30" Rectangular	60#	\$755
HR3048	✖	■	●	✓	48" x 30" Rectangular	70#	\$766
HR3054	✖	■	●	✓	54" x 30" Rectangular	76#	\$771
HR3060	✖	■	●	✓	60" x 30" Rectangular	83#	\$787
HR3066	✖	■	●	✓	66" x 30" Rectangular	89#	\$809
HR3072	✖	■	●	✓	72" x 30" Rectangular	95#	\$825
HR3648	✖	■	●	✓	48" x 36" Rectangular	83#	\$809
HR3660	✖	■	●	✓	60" x 36" Rectangular	98#	\$873
HR3672	✖	■	●	✓	72" x 36" Rectangular	113#	\$937

* NOTE: C-Leg not available on 18"D.

Transition Tables

Options:	1	2	3	4	Description	Wt.	List Price
HT2448	✖	■	●	✓	48" x 24" Transition	59#	\$713
HT3048	✖	■	●	✓	48" x 30" Transition	66#	\$766

PIN HEIGHT ADJUSTABLE TABLES

- This rectangular table is available in T-Leg configuration only.
- Under table clearance is 24 3/4" to 32 3/4".
- Table height from floor to top of surface ranges from 26" to 34" on 1" increments (8" travel range).
- Meets ADA height of 32".
- Surfaces are constructed with 1-1/8" thick high pressure laminate with 3mm T-Mold or 3mm Edgeband.
- This table is available with Black glides (Glides have 1/2" leveling range) or 3" Black locking casters.
- Base available in Black, Silver or White powdercoat finishes.
- Glides and casters are not field interchangeable.
- Glides have 1/2" leveling range.

HOW TO SPECIFY

Start with base model number and **SELECT ONE CODE FROM EACH OF THE OPTIONS** to complete your final model number for ordering:

Select MODEL NUMBER (ie., PR1848)	Option 1 [❖] EDGE	Option 2 [■] CUTOUT	Option 3 [●] LEG STYLE	Option 4 [✓] FOOT FINISH
	HT = T-Mold (Radiused Corner)	N = No Grommet (No Power)	T = T-Leg with Glide	P = Standard (Same Color)
	H3 = Edgeband (Square Corner)	G = Center Grommet Only + \$30 M = Left/Right Grommet + \$60	R = T-Leg with Standard Caster + \$40	A = Polished Aluminum Feet + \$40 List
Add codes to indicate options you would like:	HT (with T-Mold Edges)	N (Without Grommet)	T (T-Leg with Glide)	P (in Standard Color)

The final Model Number for Base Product PR1848 with the highlighted options would be PR1848-HT-N-T-P (or PR1848HNTP).

Note: All non-standard cutouts (other than above) in any size/location/top will be honored with no minimum quantity requirements. Contact spaceplanning@mayline.com for quote request and drawing signoff will be required before order is processed.

CUTOUT OPTIONS [■]

"G" - \$30 List upcharge

(1) Manufactured round cutout 1.75" in diameter located in center approach side of top. Includes grommet cap. Black only.



Cutout-G

"M" - \$60 List upcharge

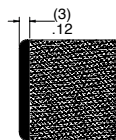
(2) Manufactured round cutouts 1.75" diameter located on right and left approach side of top. Includes (2) grommet caps. Black only.



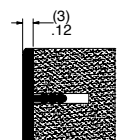
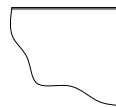
Cutout-M

Note: Cutout "G" and "M" do not accommodate Mayline's Training Table power kits. For electrical kit cutout (E-rectangular) or other special cutout, please call for quotation.

LAMINATE EDGE TYPE [❖]



3 MM EDGE BAND (option H3)



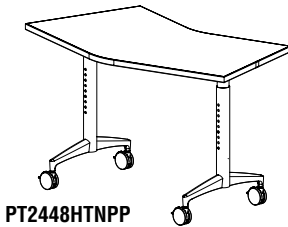
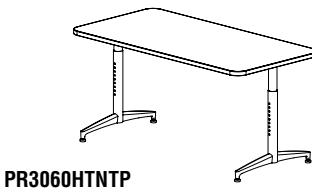
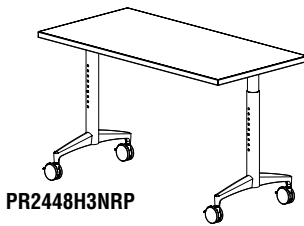
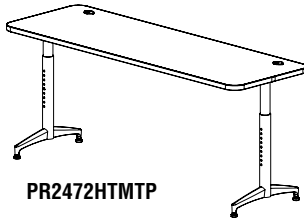
T-MOLD (option HT)



PIN HEIGHT ADJUSTABLE TABLES

SPECIFICATION TIPS:

- 54"W surfaces and smaller are available with a center grommet option only. 60"W surface and larger are also available with two grommets positioned on the left and right.
- Grommet cutouts are 1 3/4" round and located 3 1/2" from the rear of the surface and 7" from the end for the left and right option. Grommets are available in black only.
- All surfaces 60" and longer utilize a steel reinforcement bar to prevent surface deflection.
- Optional ganging hardware is available. Specify one package per seam.
- Access to all standard Wilsonart, Nevamar, Formica, and Pionite laminates is available.



Model No.					Description	Wt.	List Price
Rectangular							
Options:	1	2	3	4			
PR1848	✱	■	●	✓	48" x 18" Rectangular	50#	\$969
PR1860	✱	■	●	✓	60" x 18" Rectangular	58#	\$1034
PR1872	✱	■	●	✓	72" x 18" Rectangular	65#	\$1061
PR2436	✱	■	●	✓	36" x 24" Rectangular	53#	\$969
PR2442	✱	■	●	✓	42" x 24" Rectangular	58#	\$1012
PR2448	✱	■	●	✓	48" x 24" Rectangular	63#	\$1018
PR2454	✱	■	●	✓	54" x 24" Rectangular	68#	\$1055
PR2460	✱	■	●	✓	60" x 24" Rectangular	73#	\$1076
PR2466	✱	■	●	✓	66" x 24" Rectangular	78#	\$1108
PR2472	✱	■	●	✓	72" x 24" Rectangular	83#	\$1146
PR3036	✱	■	●	✓	36" x 30" Rectangular	71#	\$1055
PR3048	✱	■	●	✓	48" x 30" Rectangular	76#	\$1076
PR3054	✱	■	●	✓	54" x 30" Rectangular	82#	\$1130
PR3060	✱	■	●	✓	60" x 30" Rectangular	89#	\$1162
PR3066	✱	■	●	✓	66" x 30" Rectangular	95#	\$1183
PR3072	✱	■	●	✓	72" x 30" Rectangular	101#	\$1200
PR3648	✱	■	●	✓	48" x 36" Rectangular	89#	\$1152
PR3660	✱	■	●	✓	60" x 36" Rectangular	104#	\$1237
PR3672	✱	■	●	✓	72" x 36" Rectangular	119#	\$1275

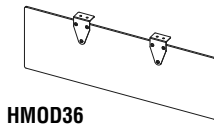
Transition Tables

Options:	1	2	3	4			
PT2448	✱	■	●	✓	48"W x 24"H Transition	59#	\$1018
PT3048	✱	■	●	✓	48"W x 30"H Transition	66#	\$1076

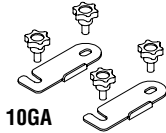
FIXED AND PIN HEIGHT TABLES ACCESSORIES

Acrylic Modesty Panel - Fixed & Pin Style

- Includes fixed hardware for attachment to underside of surface.
- Brackets available in your choice of Black, White or Silver paint.
- Nominal 10" overall height.
- Panels centered on table and hang 3" from each outer edge of table leg.



HMOD36

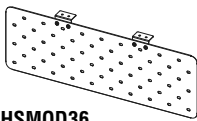


10GA

Model No.	Description	Wt.	List Price
HMOD36	30"W x 10"H - For 36" & Transition Table	7#	\$299
HMOD42	36"W x 10"H - For 42" Table	8#	\$299
HMOD48	42"W x 10"H - For 48" Table	9#	\$321
HMOD54	48"W x 10"H - For 54" Table	10#	\$342
HMOD60	54"W x 10"H - For 60" Table	11#	\$415
HMOD66	60"W x 10"H - For 66" Table	12#	\$394
HMOD72	66"W x 10"H - For 72" Table	13#	\$415
10GA	Universal Ganging Accessory	1#	\$55
Optional White Caster			
FWCAST	Premium 3" locking, White Nylon Caster with locking gray urethane anti-vibration tread. Kit of 4 Casters.		\$68

Training Table Power Options available for fixed height tables. Please see page 234.

Steel Modesty Panel -Fixed & Pin Style



HSMOD36

Model No.	Description	Wt.	List Price
HSMOD36	30"W x 10"H - For 36" & Transition Table	7#	\$149
HSMOD42	36"W x 10"H - For 42" Table	8#	\$159
HSMOD48	42"W x 10"H - For 48" Table	9#	\$169
HSMOD54	48"W x 10"H - For 54" Table	10#	\$172
HSMOD60	54"W x 10"H - For 60" Table	11#	\$179
HSMOD66	60"W x 10"H - For 66" Table	12#	\$189
HSMOD72	66"W x 10"H - For 72" Table	13#	\$199

HOW TO SPECIFY:
Select Model No.
& Add Suffix Codes

OPTION 1
[♣] Select EDGE
T-Mold (HT)
Edgeband (H3)

OPTION 2
[■] Select CUTOUT
None (N)
Center (G)*
Left/Right (M)*

OPTION 3
[●] Select LEG
T-Leg (T)
C-Leg (C)
T-Leg with Caster (R)

OPTION 4
[✓] Select FOOT Finish
Standard (P)
Pol. Alum. (A)*

* **NOTE:** See details at beginning of section for upcharge costs for these option selections.

COHERE™ TABLES



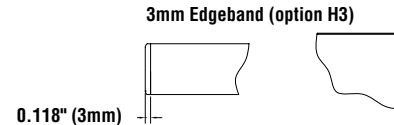
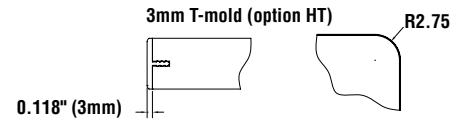
HOSPITALITY TABLES



This table is available in dining or bar height and is ideal for break rooms, cafeterias or any hospitality type setting.

- Surfaces are constructed with 1-1/8" thick high pressure laminate with 3mm T-Mold or 3mm Edgeband.
- This table is available with Black glides only. Glides have 1/2" leveling range.
- Overall dining table height is 29" from floor to top of 1-1/8" surface. Overall bar table height is 42" from floor to top of 1-1/8" surface.
- Base available in Black, Silver or White powdercoat finishes.
- Bases ship fully assembled.
- Optional polished aluminum feet are available for an upcharge.

EDGE OPTIONS



HOW TO SPECIFY

Start with base model number and **SELECT ONE CODE FROM THE OPTION** to complete your final model number for ordering:


Select MODEL NUMBER (ie., HD1848)	Option 1 [❖] EDGE	Option 2 [■] FOOT FINISH
	HT = T-Mold (Radiused Corner)	P = Standard (Same Color)
	H3 = Edgeband (Square Corner)	A = Polished Aluminum + \$40 List
Add codes to indicate options you would like:	HT (with T-Mold Edges)	P (in Standard Color)

The final Model Number for Base Product HD24D with the highlighted options would be HD24D-HT-P (or HD24DHTP).

SPECIFICATION TIPS:

- Access to all standard Wilsonart, Nevamar, Formica, and Pionite laminates is available.

HOSPITALITY TABLES



HD24DHTP



HB24SHTP

Model No.	Description	Wt.	List Price
29"H Dining Height			
Option:	1	2	
HD24D	24" Round	32#	\$688
HD30D	30" Round	42#	\$727
HD36D	36" Round	52#	\$830
HD42D	42" Round	66#	\$918
HD24S	24" Square	36#	\$688
HD30S	30" Square	48#	\$727
HD36S	36" Square	63#	\$830
HD42S	42" Square	80#	\$918
42"H Bar Height			
Option:	1	2	
HB24D	24" Round	33#	\$710
HB30D	30" Round	43#	\$748
HB36D	36" Round	54#	\$852
HB42D	42" Round	68#	\$939
HB24S	24" Square	37#	\$710
HB30S	30" Square	49#	\$748
HB36S	36" Square	64#	\$852
HB42S	42" Square	81#	\$939

HOW TO SPECIFY:
Select Model No.
& Add Suffix Codes

OPTION 1 [❖]
Select EDGE
T-Mold (HT)
Edgeband (H3)

OPTION 2 [■]
Select FOOT Finish
Standard (P)
Pol. Alum. (A)*

* NOTE: See details at beginning of section for upcharge costs for this option selection.

OCCASIONAL TABLES



Ideal for private offices or public space areas, these coffee and end tables will help to add style to any space.

- Surfaces are constructed with 1-1/8" thick high pressure laminate with 3mm T-Mold or 3mm Edgeband.
- This table is available with Black glides only. Glides have 1/2" leveling range.
- Overall End Table height is 20" from floor to top of 1-1/8" surface.
Overall Coffee Table height is 16" from floor to top of 1-1/8" surface.
- Base available in Black, Silver or White powdercoat finishes.
- Bases ship fully assembled.
- Optional polished aluminum foot is available for an upcharge.

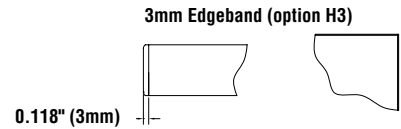
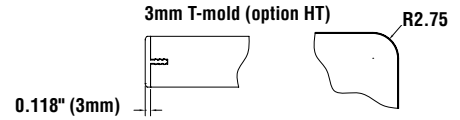
HOW TO SPECIFY

Start with base model number and **SELECT ONE CODE FROM THE OPTION** to complete your final model number for ordering:

Select MODEL NUMBER (ie., LE24D)	Option 1 [♣] EDGE	Option 2 [■] FOOT FINISH
	HT = T-Mold (Radiused Corner)	P = Standard (Same Color)
	H3 = Edgeband (Square Corner)	A = Polished Aluminum + \$40 List
Add codes to indicate options you would like:	HT (with T-Mold Edges)	P (in Standard Color)

The final Model Number for Base Product LE24D with the highlighted options would be LE24D-HT-P (or LE24DHTP).

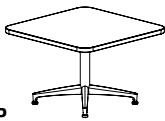
EDGE OPTIONS



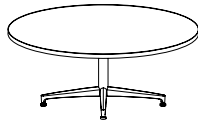
SPECIFICATION TIPS:

- Access to all standard Wilsonart, Nevamar, Formica, and Pionite laminates is available.

OCCASIONAL TABLES



LE30SHTP



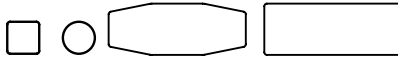
LC48DHTP

Model No.	Description	Wt.	List Price
20"H End Tables			
Option:	1	2	
LE24D	24" Round	30#	\$677
LE30D	30" Round	40#	\$732
LE36D	36" Round	50#	\$809
LE24S	24" Square	34#	\$677
LE30S	30" Square	46#	\$732
LE36S	36" Square	61#	\$809
16"H Coffee Tables			
Option:	1	2	
LC42D	42" Round	65#	\$950
LC48D	48" Round	80#	\$1000
LC42S	42" Square	78#	\$950
LC48S	48" Square	97#	\$961

COHERE™ TABLES



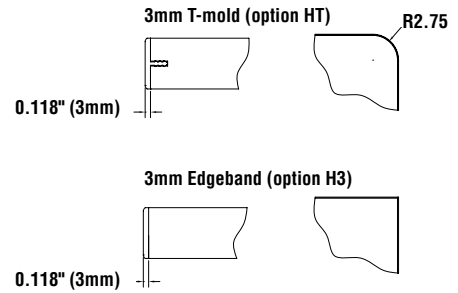
CONFERENCE TABLES



Full size conference tables perfect for collaborative or multipurpose applications.

- Surfaces are constructed with 1-1/8" thick high pressure laminate with 3mm T-Mold or 3mm Edgeband.
- This table is available with Black glides only. Glides have 1/2" leveling range.
- Base available in Black, Silver or White powdercoat finishes.
- Optional polished aluminum foot/bridge is available for an upcharge.
- Top sizes 120" and smaller come as one piece. 144" tops come in two pieces.
216" tops come in three pieces.
- Y and multiple column bases require assembly.
- Overall table height is 29" from floor to top of 1-1/8" worksurface.

EDGE OPTIONS



HOW TO SPECIFY

Start with base model number and **SELECT ONE CODE FROM EACH OF THE OPTIONS** to complete your final model number for ordering:

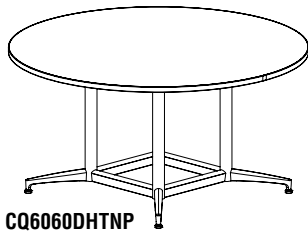
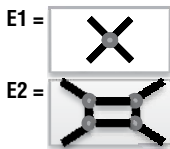
Select MODEL NUMBER (ie., CX4848D)	Option 1 [❖] EDGE	Option 2 [■] CUTOUT	Option 3 [●] FOOT FINISH
	HT = T-Mold (Radiused Corner)	N = No Grommet Only (No Power)	P = Standard (Same Color)
	H3 = Edgeband (Square Corner)		B = Polished Aluminum + \$80 List
Add codes to indicate options you would like:	HT (with T-Mold Edges)	N	P (Same Color)

The final Model Number for Base Product CX4848D with the highlighted options would be **CX4848D-HT-N-P** (or **CX4848DHTNP**).

SPECIFICATION TIPS:

- 48" and 54" round tables are supported with an X-Base (E1).
- 60" round, and 48" and 54" square tables are supported with a quad-post X-Base (E2) for maximum stability.
- Rectangular and Boat Conference Tables are supported with multiple Y and Bridge Bases that vary depending on surface size. See base style images for more details.
- Access to all standard Wilsonart, Nevamar, Formica, and Pionite laminates is available.

BASE STYLES:



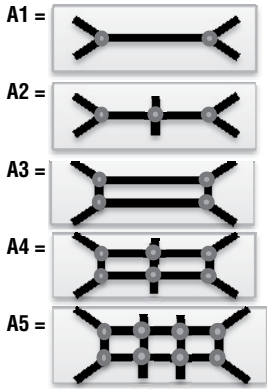
Model No.	Description	Base Style	Suggested Seating Capacity*	Wt.	List Price
Single Base					
Option:		1	2	3	
CX4848D	48" Round	❖	N	●	E1 4 82# \$1300
CX5454D	54" Round	❖	N	●	E1 4 98# \$1529
CQ6060D	60" Round	❖	N	●	E2 6 130# \$2402
CQ4848S	48" Square	❖	N	●	E2 4 111# \$1834
CQ5454S	54" Square	❖	N	●	E2 4 133# \$1966

* Recommended seating capacity based on 27" per chair.

CQ6060DHTNP

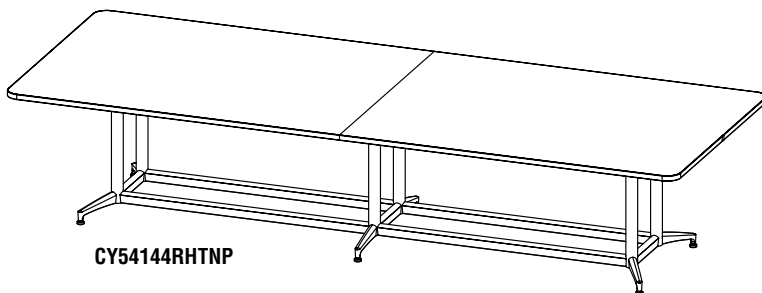
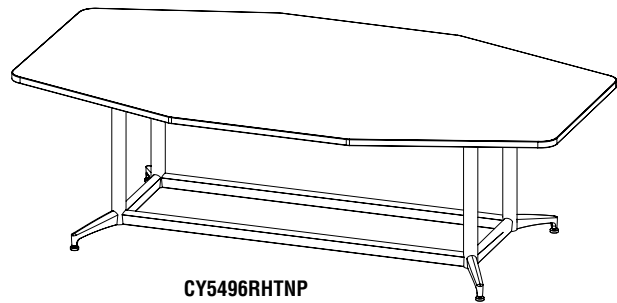
CONFERENCE TABLES (CONTINUED)

BASE STYLES:



Model No.	Description	Base Style	Suggested Seating Capacity*	Wt.	List Price
Y-Base Configuration					
Option:	1	2	3		
CY3672R	72" x 36" Rectangular	A1	6	111#	\$1502
CY3672B	72" x 36" Boat	A1	6	111#	\$1502
CY4284R	84" x 42" Rectangular	A1	8	145#	\$1829
CY4284B	84" x 42" Boat	A1	8	145#	\$1829
CY4296R	96" x 42" Rectangular	A1	8	163#	\$2075
CY4296B	96" x 42" Boat	A1	8	163#	\$2075
CY4896R	96" x 48" Rectangular	A1	8	183#	\$2402
CY4896B	96" x 48" Boat	A1	8	183#	\$2402
CY5496R	96" x 54" Rectangular	A3	8	214#	\$3177
CY5496B	96" x 54" Boat	A3	8	214#	\$3177
CY48108R	108" x 48" Rectangular	A1	10	204#	\$2653
CY48108B	108" x 48" Boat	A1	10	204#	\$2653
CY54108R	108" x 54" Rectangular	A3	10	239#	\$3266
CY54108B	108" x 54" Boat	A3	10	239#	\$3266
CY48120R	120" x 48" Rectangular	A2	10	228#	\$3254
CY48120B	120" x 48" Boat	A2	10	228#	\$3254
CY54120R	120" x 54" Rectangular	A4	10	267#	\$4346
CY54120B	120" x 54" Boat	A4	10	267#	\$4346
CY54144R	144" x 54" Rectangular	A4	10	314#	\$5100
CY54144B	144" x 54" Boat	A4	10	314#	\$5100
CY54216R	216" x 54" Rectangular	A5	14	453#	\$7622
CY54216B	216" x 54" Boat	A5	14	453#	\$7622

* **NOTE:** Recommended seating capacity based on 27" per chair.
Additional lead time required for 120" and larger.



HOW TO SPECIFY:
Select Model No.
& Add Suffix Codes

OPTION 1 [✿]
Select EDGE T-Mold (HT) Edgeband (H3)

OPTION 2 [N]
CUTOUT None ONLY None (N)

OPTION 3 [●]
Select FOOT Finish Standard (P) Pol. Alum. (B)*

* **NOTE:** See details at beginning of section for upcharge costs for these option selections.



HEIGHT-ADJUSTABLE TABLES

ML-SERIES

Three Base Models Offered: 2 stage bases offered in a 2 column model only. 3 stage bases offered in two column and three column models.

Drive System: 110V, 60Hz AC input 120V DC motor. Draws a maximum of 3 amps.

Travel Range: 2 stage - 19.6" of vertical adjustment from 28" to 47.6" (with feet and worksurface)

3 Stage - 25.5" of vertical adjustment from 24.5" - 50" (with feet and worksurface)

Adjustment Speed: 2 stage .75" per second; 3 stage 1.5" per second

Control Switch: Simple UP/Down Control Switch sold as standard. LED 3 position preset control available as an accessory option.

Worksurfaces: 1-1/8" high pressure laminate with 3mm PVC (square corners) as standard. **Add a "T" suffix to the part number if T-mold is preferred (radius corners)** Surfaces available from 48" - 72"W and 24" or 30"D

Keyboard Surface: Optional mechanism extends keyboard range to 8" below and/or 7" above the monitor surface. Tilt range is +15° to -15° tilt.

Bases: Consists of heavy duty all steel legs with expandable/adjustable steel frames. Frames range from 40" - 68" W which accommodate 48" - 72" worksurfaces. **Bases are offered in silver metallic powder coat paint only.** Ships KD. Due to the precision of the alignment of the height adjustable legs, it is critical that the unit be properly leveled for optimum performance.

Load Capacity: 220 lbs. for 2-column models and 350 lbs for 3-column models.

Meets ADA and BIFMA performance standards.

Meets Intertek VOC+ Certification



52230

Model No.	Description	Wt.	List Price
-----------	-------------	-----	------------

2- Stage/Two Column Base Only

52224	2 Stage 2 leg 24" depth	69#	\$1100
52230	2 Stage 2 leg 30" depth	71#	\$1120



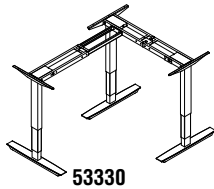
53224

3- Stage/Two Column Base Only

53224	3 Stage 2 leg 24" depth	76#	\$1250
53230	3 Stage 2 leg 30" depth	78#	\$1270

3- Stage/Three Column Base Only

53324	3 Stage 3 leg 24" depth	122#	\$1920
53330	3 Stage 3 leg 30" depth	126#	\$1950



53330

2- Stage with 1-1/8" Rectangular Surfaces

5222448H	48" x 24"	116#	\$1440
5222454H	54" x 24"	121#	\$1535
5222460H	60" x 24"	126#	\$1585
5222466H	66" x 24"	131#	\$1625
5222472H	72" x 24"	136#	\$1685
5223048H	48" x 30"	131#	\$1465
5223054H	54" x 30"	138#	\$1565
5223060H	60" x 30"	141#	\$1615
5223066H	66" x 30"	146#	\$1665
5223072H	72" x 30"	151#	\$1725



5222448H

2- Stage with 1-1/8" Corner Surfaces

5248CSLH	48" x 24"	130#	\$1600
5248CLH	48" x 30"	135#	\$1645



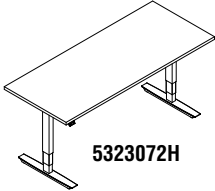


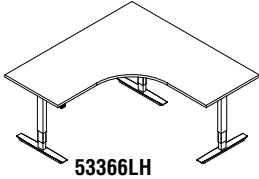
5248CLH

2- Stage with 1-1/8" 120 Degree Surfaces

5248DSLH	48" x 24"	135#	\$1750
5248DLH	48" x 30"	140#	\$1795
5242DSLH	42" x 24"	130#	\$1700
5242DLH	42" x 30"	135#	\$1745



5248DLH

Model No.	Description	Wt.	List Price
3- Stage with 1-1/8" Rectangular Surfaces			
 5323072H	5322448H 48" x 24"	109#	\$1590
	5322454H 54" x 24"	114#	\$1685
	5322460H 60" x 24"	119#	\$1735
	5322466H 66" x 24"	124#	\$1775
	5322472H 72" x 24"	129#	\$1835
	5323048H 48" x 30"	124#	\$1615
	5323054H 54" x 30"	129#	\$1715
	5323060H 60" x 30"	134#	\$1765
	5323066H 66" x 30"	139#	\$1815
	5323072H 72" x 30"	144#	\$1870
 5348CSLH	3- Stage with 1-1/8" Corner Surfaces		
	5348CSLH 48" x 24"	144#	\$1750
	5348CLH 48" x 30"	149#	\$1795
 5348DLH	3- Stage with 1-1/8" 120 Degree Surfaces		
	5348DSLH 48" x 24"	144#	\$1900
	5348DLH 48" x 30"	149#	\$1945
	5342DSLH 42" x 24"	139#	\$1850
	5342DLH 42" x 30"	149#	\$1945
 53366LH	3- Stage/ Three Column with 1-1/8" Single Surfaces		
	53366SLH 24" x 72" x 72" x 24"	240#	\$2760
	53346SLRH 24" x 48" x 72" x 24" - Right Handed	235#	\$2472
	53346SLLH 24" x 72" x 48" x 24" - Left Handed	235#	\$2472
	53366LH 30" x 72" x 72" x 30"	253#	\$2860
	53346LRH 30" x 48" x 72" x 30" - Right Handed	240#	\$2572
	53346LLH 30" x 72" x 48" x 30" - Left Handed	240#	\$2572
Accessories			
	• Optional memory switch add three adjustable features: programmable height limits, programmable speeds, and programmable unit of measure.		
523MC	3-Position Memory Control (for ML series only)	2#	\$90

For modesty panel options refer to page 213.

HEIGHT-ADJUSTABLE TABLES

LT-SERIES

Drive System: 110V, 60Hz AC input, 12V DC motor. 120 lb. capacity. Draws 1.6 amps under full load.

Travel Range: 16.5" of vertical adjustment from 25" to 41.5"; Full travel time is 13 seconds.

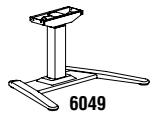
Keyboard Surface: DataCenter mechanism adjusts from 8" below to 7" above work surface and has a +15° to -15° tilt.

Work Surface: Thermally-fused laminate TFL with T-mold edge is standard. Add "L" suffix for high pressure laminate HPL with T-mold edge (prices shown).

DataCenter Surface: 11"D x 27"W (minimum) for rectangular surfaces. 11.5"D x 15"W (minimum) for corner surfaces.

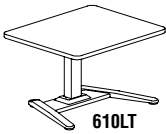
Base Color: List prices shown are for black bases. The non-adjustable portion of the base can be painted in any of our Corporate Colors for a \$50 List upcharge. Add a "C" suffix after the part number if interested.

Meets ADA standards.



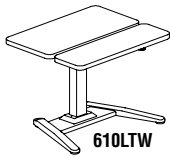
6049

Model No.	Description	Wt.	List Price (Black Base Only)	
LT-Series Base Only				
6049	Base only	55#	\$1120	



610LT

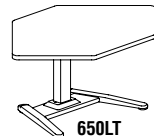
Single surface rectangular.		Wt	TFL List Price	HPL List Price
604LT	36" x 24"	100#	\$1655	\$1783
605LT	36" x 30"	103#	\$1706	\$1842
609LT	42" x 24"	103#	\$1755	\$1890
610LT	42" x 30"	107#	\$1787	\$1932



610LTW

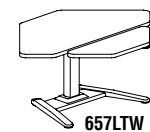
Dual surface with 11"D DataCenter Keyboard Mechanism.				"L" Suffix
605LTW	36" x 30"	124#	\$2324	\$2460
610LTW	42" x 30"	129#	\$2368	\$2514

DataCenter keyboard mechanisms are available. Please see page 223 for more details.



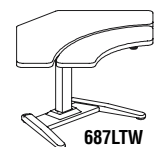
650LT

Single surface corner.				"L" Suffix
645LT	36" x 24"	110#	\$1813	\$1938
655LT	42" x 24"	115#	\$1894	\$2030
650LT	42" x 30"	119#	\$1903	\$2051



657LTW

Corner Dual Surface with DataCenter Keyboard Mechanism.				"L" Suffix
652LTW	36" x 24"	125#	\$2408	\$2552
655LTW	42" x 24"	130#	\$2542	\$2710
657LTW	42" x 30"	134#	\$2570	\$2738



687LTW

Curved Corner Dual Surface with DataCenter Keyboard Mechanism.				"L" Suffix
685LTW	42" x 24"	135#	\$2481	\$2621
687LTW	42" x 30"	139#	\$2508	\$2647

HEIGHT-ADJUSTABLE TABLES

E-SERIES



Drive System: 110V, 60 H input, 24V DC motor. 150 lb. capacity. Draws 1.2 amps under full load.

Travel Range: 16" of vertical adjustment from 26" to 42": Full travel time is 37 seconds.

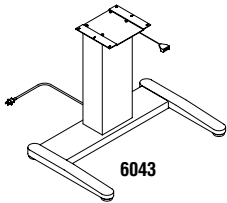
Keyboard Surface: DataCenter mechanism adjusts from 8" below to 7" above work surface. Both have +15° to -15° tilt.

Work Surfaces: Thermally-fused low-pressure laminate with T-mold edge is standard. Add "L" suffix for high pressure laminate with T-mold edge (prices shown).

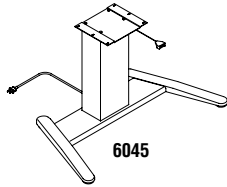
DataCenter Surface: 11"D x 27"W (minimum) for rectangular configurations.

Base Color: All corporate colors available.

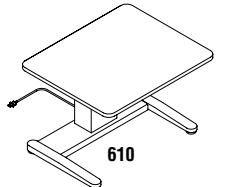
- ANSI / BIFMA
- Control switch standard with up / down only.



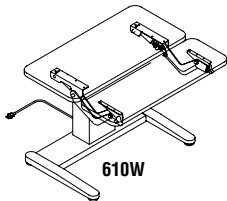
Model No.	Description	Wt.	List Price
E-Series Base Only			
6043	Base for rectangular top sizes up to 48"W x 30"D, 48" x 30" corner, 16" travel	75#	\$1500
6045	Base for corner top sizes up to 30" x 48", 16" travel - wedge shape	75#	\$1500
6047	Base for corner top sizes up to 36"W x 24"D, and 42"W - wedge shape, 16" travel	67#	\$1500



Model No.	Description	Wt.	TFL List Price	HPL List Price
E-Series - Single surface.				"L" Suffix
615S	48" x 24"	126#	\$1775	\$1937
605	36" x 30"	123#	\$1754	\$1916
610	42" x 30"	124#	\$1775	\$1997
615	48" x 30"	135#	\$1846	\$2076

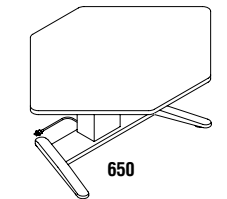


E-Series - Dual surface with 11" D DataCenter Keyboard Mechanism.				"L" Suffix
605W	36" x 31" with DataCenter	144#	\$2646	\$2833
610W	42" x 31" with DataCenter	149#	\$2722	\$2905
615W	48" x 31" with DataCenter	155#	\$2765	\$2997

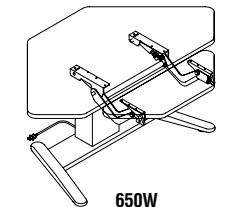


Note: DataCenter keyboard mechanisms are available. Please see page 223 for more details.

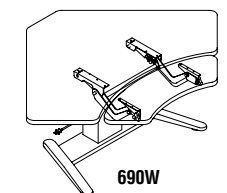
E-Series - Single surface corner unit.				"L" Suffix
650S	42" x 24"	132#	\$2149	\$2310
650	42" x 30"	135#	\$2220	\$2480



Model No.	Description	Wt.	List Price	
E-Series - Corner dual surface with DataCenter Keyboard Mechanism.				"L" Suffix
650SW	42" x 24"	150#	\$2996	\$3144
650W	42" x 30"	155#	\$3023	\$3158
670W	48" x 30"	172#	\$3186	\$3420



Model No.	Description	Wt.	List Price	
E-Series Curved - Corner dual surface with DataCenter Keyboard Mechanism.				"L" Suffix
680W	42" x 30"	155#	\$3458	\$3708
690W	48" x 30"	172#	\$3638	\$3887



HEIGHT-ADJUSTABLE TABLES

XR-SERIES

Drive System: 24V, Chain Drive, DC motor. 2-leg system has 250 lbs. lifting capacity and draws a maximum of 3 amps. The 3-leg system has 375 lbs. of lifting capacity and draws a maximum of 4.5 amps start-up and full load.

Travel Range: 26.5" of vertical adjustment from 24" to 50.5" by way of simple to use control switch. Full travel time is 16 seconds.

Work Surfaces: 1-1/8" high pressure laminate HPL with T-mold edge is standard.

DataCenter Surfaces: 11"D x 30"W (minimum) for rectangular configurations.

Meets ADA standards.

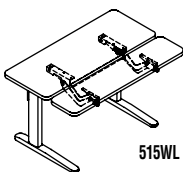
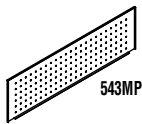
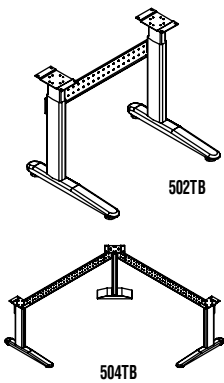


Keyboard Surface: Optional mechanism extends keyboard range to 8" below and/or 7" above monitor surface. Tilt range is +15° to -15° tilt.

Control Switch: Standard with 3 position memory settings.

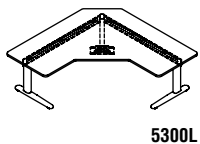
Modesty Panel: Optional 18 gauge perforated 10"H steel panel. Available in standard Mayline colors.

Base: Consists of 14 gauge legs and rigid 14 gauge cross brace. Available in black or silver only. Base ships KD. Due to the precision alignment of the height-adjustable legs, it is critical the unit is properly leveled for optimum performance.

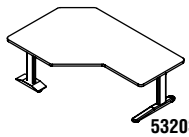


Model No.	Description	Wt.	
XR-Series	Base Only-includes columns, control box, cross brace, cables and switch	Base Only List Price	
502STB	For 36" - 42" 24"D surfaces - 2 columns	45#	\$2030
503STB	For 48" - 60" 24"D surfaces - 2 columns	47#	\$2101
506STB	For 24" x 48" x 72" x 24" right-hand return - 3 columns	65#	\$2748
507STB	For 24" x 72" x 48" x 24" left-hand return - 3 columns	65#	\$2748
504STB	For 72" x 24" x 72" corner - 3 columns	68#	\$2755
505STB	For 84" x 24" x 84" corner - 3 columns	73#	\$2820
508STB	For 60" - 72" x 24" D surfaces - 2 columns	50#	\$2101
509STB	For 72" - 84" x 24" D surfaces - 2 columns	54#	\$2173
502TB	For 36" - 42" surfaces - 2 columns 30" Deep	47#	\$2056
503TB	For 48" - 60" surfaces - 2 columns 30" Deep	50#	\$2130
508TB	For 60" - 72" 30"D surfaces - 2 columns	53#	\$2130
509TB	For 72" - 84" 30"D surfaces - 2 columns	57#	\$2204
506TB	For 30" x 48" x 72" x 30" right-hand return - 3 columns	67#	\$2790
507TB	For 30" x 72" x 48" x 30" left-hand return - 3 columns	67#	\$2790
504TB	For 72" x 30" x 72" corner - 3 columns	70#	\$2796
505TB	For 84" x 30" x 84" corner - 3 columns	75#	\$2863
Optional Modesty Panel		List Price	
537MP	For 36" - 42" wide tables (Qty 1)	20#	\$128
543MP	For 48" - 60" wide tables (Qty 1)	22#	\$139
549MP	For 72" x 72" corner tables (Qty 2)	38#	\$349
561MP	For 84" x 84" corner tables (Qty 2)	40#	\$388
562MP	For 72" x 48" corner table (Qty 1 of each size)	40#	\$314
XR-Series	Single Surface Rectangular	HPL List Price	
505SL	36" x 24"	80#	\$2348
510SL	42" x 24"	87#	\$2390
515SL	48" x 24"	94#	\$2457
520SL	60" x 24"	107#	\$2595
525SL	72" x 24"	130#	\$2648
505L	36" x 30"	89#	\$2405
510L	42" x 30"	97#	\$2448
515L	48" x 30"	105#	\$2516
520L	60" x 30"	120#	\$2654
525L	72" x 30"	135#	\$2704
XR-Series	Dual Surface Rectangular with DataCenter Mechanism	HPL List Price	
505WL	36" x 30"	110#	\$3152
510WL	42" x 30"	119#	\$3212
515WL	48" x 30"	131#	\$3291
520WL	60" x 30"	147#	\$3429

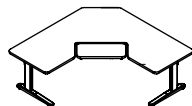
XR- SERIES (CONTINUED)



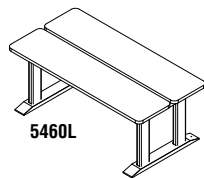
5300L



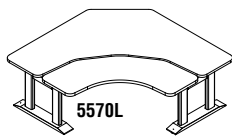
5320SL



5300WL



5460L



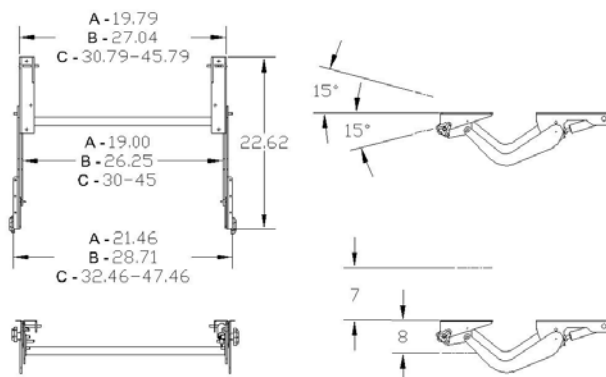
5570L

Model No.	Description	Wt.	HPL List Price
XR-Series	3 Column Laminate Single Surface Corner		
5300SL	24" x 72" x 72" x 24"	240#	\$3882
5310SL	24" x 84" x 84" x 24"	242#	\$4093
5320SL	24" x 48" x 72" x 24" - right handed	231#	\$3365
5330SL	24" x 72" x 48" x 24" - left handed	231#	\$3365
5300L	30" x 72" x 72" x 30"	253#	\$3949
5310L	30" x 84" x 84" x 30"	258#	\$4161
5320L	30" x 48" x 72" x 30" - right handed	239#	\$3432
5330L	30" x 72" x 48" x 30" - left handed	239#	\$3432
XR-Series	3 Column Laminate Single Surface Corner with Data Center Mechanism		
5300WL	30" x 72" x 72" x 30"	258#	\$4712
5310WL	30" x 84" x 84" x 30"	285#	\$4924
5320WL	30" x 48" x 72" x 30" - right handed	244#	\$4073
5330WL	30" x 72" x 48" x 30" - left handed	244#	\$4073
XR-Series	4 Column Laminate Dual Surface Rectangular		
5460L	32" x 60"	154#	\$5279
5470L	32" x 72"	167#	\$5433
XR-Series	5 Column Laminate Dual Surface Corner		
5560L	40" x 60" x 60" x 40"	195#	\$7826
5570L	40" x 70" x 70" x 40"	250#	\$8030

Data Center Keyboard Mechanisms

Sit/Stand height adjustable keyboard arm with paddle actuated spring brake height adjustment and lever for tilt. Variable width configurations, fixed mount application. Available in 19", 26.25" widths. Please contact Customer Service for compatibility on rectangular and corner workstations to insure proper fit.

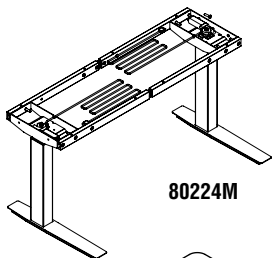
Model No.	Description	Wt.	List Price
49263	Data Center 19" (A)	22#	\$776
49264	Data Center 26.25" (B)	22#	\$776
49265	Data Center 30"-45" adjustable (C) in 98" or (25mm) increments	22#	\$776



RGE ELECTRIC HEIGHT ADJUSTABLE TABLE

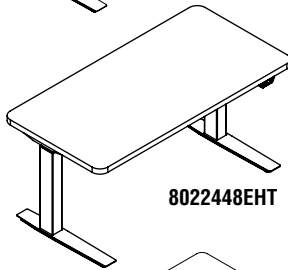


- **Drive System:** 24V 2-leg system has 250 lbs. lifting capacity and draws a maximum of 1.8 amps.
- **Adjustment Speed:** 1.6" per second.
- **Travel Range:** 25.7" of vertical adjustment from 22.6" to 48.3" (with worksurface) by way of simple to use up/down control switch.
- **Worksurfaces:** 1-1/8" high pressure laminate with 3mm PVC (square corners) is standard. Add a "T" suffix to the part number if T-mold is preferred (radiused corners).
- **Keyboard Surface:** Optional mechanism extends keyboard range to 8" below and/or 7" above monitor surface. Tilt range is +15° to -15° tilt.
- **Cable Management:** Clips provided to efficiently route cables.
- **Base:** Consists of 14 gauge legs and rigid 14 gauge cross brace. Available in Black and Silver only. Base ships KD. Due to the precision alignment of the height-adjustable legs, it is critical the unit is properly leveled for optimum performance.
- **Meets ADA standards.**



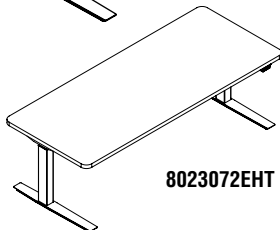
80224M

Model No.	Description	Wt.	
RGE Electric HAT	Base Only-includes columns, control box, cross brace, cables and switch	Base Only List Price	
80224M	2 Leg Base for 48" - 72" surfaces 24"D	65#	\$1630
80230M	2 Leg Base for 48" - 72" surfaces 30"D	70#	\$1670



8022448EHT

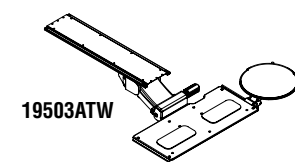
RGE Electric HAT	Single Surface Rectangular	HPL List Price Add "T" for Radiused T-Mold	
8022448EH	48" x 24"	105#	\$1971
8022454EH	54" x 24"	110#	\$2065
8022460EH	60" x 24"	115#	\$2115
8022466EH	66" x 24"	120#	\$2155
8022472EH	72" x 24"	125#	\$2215
8023048EH	48" x 30"	120#	\$2010
8023054EH	54" x 30"	125#	\$2080
8023060EH	60" x 30"	130#	\$2165
8023066EH	66" x 30"	135#	\$2225
8023072EH	72" x 30"	140#	\$2275



8023072EHT

HEIGHT ADJUSTABLE TABLE ACCESSORIES

- Can be used on any height adjustable table.

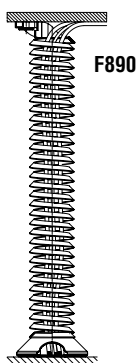


19503ATW

Available in Black Only.

Model No.	Description	Wt.	
Combination keyboard/mouse platform		List Price	
19503ATW*	19"W x 8 1/4"D , 9" mouse platform	15#	\$599
19503TA	Combination keyboard mouse platform 19"W x 8 1/4"D , 9" mouse platform	15#	\$599
195TKLS*	Trackless keyboard/mouse platform 19"W x 9 1/4"D, 9 1/2" Dia. mouse platform	14#	\$515

* 19503ATW Available in Black Only. 195TKLS Available in Black or White.



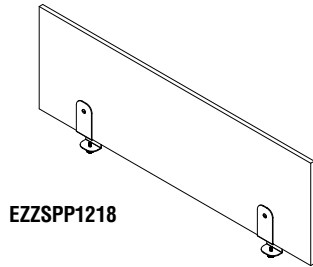
F890

Wire/Cable Manager (Black only)	List Price	
F890	Base 6" Diameter, Coil 6 1/2"H Compressed Coil 3 1/2" Diameter, Coil 45"H Expanded	3# \$106

SYNTHETIC ACOUSTICAL PRIVACY/MODESTY PANEL



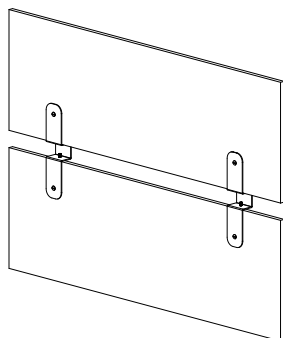
- Synthetic acoustical panel material.
- Light weight/tackable.
- Class A Fire Rating.
- Cost effective sound solution - NRC +0.35.
- Nine colors: White, Black, Silver, Ash (Charcoal), Blush (Red), Navy, Yellow, Lime, and Orange.
- Bracket Hardware is included - Tech Silver.
- Panels attach to top of most tables - e5, training tables, height adjustable tables.
- Remove stains/spills using a damp, clean cloth.
- Easily recycled through standard recycling centers.
- **Can be used on all Mayline Height-Adjustable Tables.**



EZZSPP1218

SINGLE PRIVACY PANEL WITH BRACKET HARDWARE

Model No.	Description	List Price
EZZSPP1218	12"H x 18"W	\$162
EZZSPP1224	12"H x 24"W	\$168
EZZSPP1230	12"H x 30"W	\$197
EZZSPP1236	12"H x 36"W	\$205
EZZSPP1242	12"H x 42"W	\$218
EZZSPP1248	12"H x 48"W	\$232
EZZSPP1254	12"H x 54"W	\$245
EZZSPP1260	12"H x 60"W	\$255
EZZSPP1266	12"H x 66"W	\$265
EZZSPP1272	12"H x 72"W	\$277
EZZSPP1518	15"H x 18"W	\$174
EZZSPP1524	15"H x 24"W	\$197
EZZSPP1530	15"H x 30"W	\$220
EZZSPP1536	15"H x 36"W	\$230
EZZSPP1542	15"H x 42"W	\$263
EZZSPP1548	15"H x 48"W	\$267
EZZSPP1554	15"H x 54"W	\$276
EZZSPP1560	12"H x 60"W	\$405
EZZSPP1566	12"H x 66"W	\$405
EZZSPP1572	12"H x 72"W	\$405



EZZDPP1218

COMBO PRIVACY PANEL WITH BRACKET HARDWARE

Model No.	Description	List Price
EZZDPP1218	(2) panels 12"H x 18"W each	\$303
EZZDPP1224	(2) panels 12"H x 24"W each	\$318
EZZDPP1230	(2) panels 12"H x 30"W each	\$374
EZZDPP1236	(2) panels 12"H x 36"W each	\$388
EZZDPP1242	(2) panels 12"H x 42"W each	\$417
EZZDPP1248	(2) panels 12"H x 48"W each	\$445
EZZDPP1254	(2) panels 12"H x 54"W each	\$459
EZZDPP1260	(2) panels 12"H x 60"W each	\$475
EZZDPP1266	(2) panels 12"H x 66"W each	\$486
EZZDPP1272	(2) panels 12"H x 72"W each	\$501
EZZDPP1518	(2) panels 15"H x 18"W each	\$329
EZZDPP1524	(2) panels 15"H x 24"W each	\$374
EZZDPP1530	(2) panels 15"H x 30"W each	\$420
EZZDPP1536	(2) panels 15"H x 36"W each	\$435
EZZDPP1542	(2) panels 15"H x 42"W each	\$507
EZZDPP1548	(2) panels 15"H x 48"W each	\$512
EZZDPP1554	(2) panels 15"H x 54"W each	\$527
EZZDPP1560	(2) panels 15"H x 60"W each	\$785
EZZDPP1566	(2) panels 15"H x 66"W each	\$803
EZZDPP1572	(2) panels 15"H x 72"W each	\$824

MEETING PLUS™ TABLES



MEETING PLUS™ CONFERENCE/TRAINING TABLES

Updated table design built with durability and configurability in mind.

- Modesty panels with integrated extra-wide cable troughs.
- Tables can be connected together by using the optional ganging accessory.
- All tables standard with one mobile leg and one stationary with levelers.
- Overall table height: 28 5/8".
- 250 lb. weight capacity, Evenly distributed.
- Product shipped within one carton.
- Tables available in either Thermally Fused Laminate with standard T-Mold or High Pressure Laminate with your choice of 3 edge treatments.
- HPL Edge Treatments: T-Mold (T), Knife-Edge (K), or 3MM (H3) available in corporate edge colors.
- TFL table leg finishes available in Black. All corporate paint colors available for HPL table legs.
- Manufactured cutouts (5.25" x 3") for daisy chain electrical kits now available on 24"D & 30"D rectangular tables (one centered cutout per table grommet not included). Add "E" suffix and \$30 list upcharge per cutout. See Training Tables Power Options page 234 for surface mount kits.

HOW TO SPECIFY

Start with base model number and **SELECT ONE CODE FROM EACH OF THE OPTIONS** to complete your final model number for ordering:

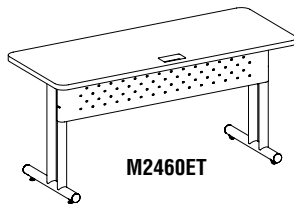
Select MODEL NUMBER (ie., M2448)	Step 1: Select [✚] CUTOUT (OPTIONAL)	Step 2: Select [■] LAMINATE/EDGE TYPE
	E = Rectangular (Cutout Only) (Add \$30 List)	T = LFL Laminate /T-Mold Edge
	G = Center Grommet (Add \$30 List)	HT = HPL Laminate /T-Mold Edge HK = HPL Laminate /Knife Edge
	M = Left/Right (2)Grommets (Add \$60 List)	H3 = HPL Laminate /3mm Edge

Add codes to indicate your selections: **E** **T**

The final Model Number for Base Product M2448 with the highlighted selections would be **M2448-E-T (or M2448ET)**.

See next page for Cutout and Laminate/Edge options.

Note: All non-standard cutouts (other than above) in any size/location/top will be honored with no minimum quantity requirements. Contact spaceplanning@mayline.com for quote request and drawing signoff will be required before order is processed.



RECTANGULAR SURFACES

Model No.	Dimensions	Wt.	Available Cutouts	TFL List Price "T" Suffix	HPL List Price "HT, HK, or H3" Suffix
M1848	48"W x 18"D	74#	G	\$738	\$807
M1860	60"W x 18"D	87#	G,M	\$794	\$874
M1872	72"W x 18"D	97#	G,M	\$914	\$1008
M2448	48"W x 24"D	80#	E,G	\$794	\$874
M2460	60"W x 24"D	90#	E,G,M	\$847	\$942
M2472	72"W x 24"D	103#	E,G,M	\$970	\$1077
M3048	48"W x 30"D	86#	E,G	\$847	\$942
M3060	60"W x 30"D	99#	E,G,M	\$901	\$1008
M3072	72"W x 30"D	109#	E,G,M	\$1035	\$1144

CRESCENT SURFACES (48" Radius)

MC24	66"W x 24"D Crescent	80#	-	\$847	\$942
-------------	----------------------	-----	---	-------	-------

TRAPEZOID SURFACES

MT2454	54"W x 24"D Trapezoid	80#	-	\$807	\$888
---------------	-----------------------	-----	---	-------	-------

TRANSITION SURFACES

M24	48"W x 24"D Transition	80#	-	\$847	\$942
------------	------------------------	-----	---	-------	-------

PIE CONNECTORS

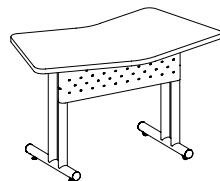
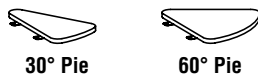
P3018	18" x 30° Pie	4#	-	\$233	\$261
P6018	18" x 60° Pie	8#	-	\$245	\$273
P9018	18" x 90° Pie	12#	-	\$261	\$288
P3024	24" x 30° Pie	6#	-	\$233	\$261
P6024	24" x 60° Pie	12#	-	\$245	\$273
P9024	24" x 90° Pie	18#	-	\$261	\$288
P3030	30" x 30° Pie	8#	-	\$233	\$261
P6030	30" x 60° Pie	16#	-	\$245	\$273
P9030	30" x 90° Pie	22#	-	\$261	\$288

TRANSITION TABLES (Surfaces can be installed in either conference or stadium direction)

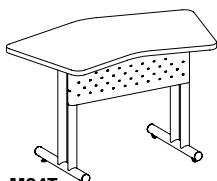
M18	36 1/2"W x 18"D	74#		\$712	\$807
M24	48"W x 24"D	80#		\$847	\$942
M30	59 1/2"W x 30"D	100#		\$983	\$1077

UNIVERSAL GANGING ACCESSORY – designed to connect two table edges together.

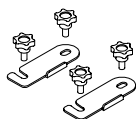
10GA	Universal Ganging Accessory	4#			\$55
-------------	-----------------------------	----	--	--	------



M24T
Conference layout



M24T
Stadium layout



MEETING PLUS™ CONFERENCE/TRAINING TABLES

Note: All non-standard cutouts (other than above) in any size/location/top will be honored with no minimum quantity requirements. Contact spaceplanning@mayline.com for quote request and drawing signoff will be required before order is processed.

CUTOUT OPTIONS [✚]

"E" - \$30 List upcharge

(1) Manufactured rectangular cutout 5.25" x 3" for daisy chain electrical kits only. Grommet caps not included with cutout. See page 234 for available kit options.



Cutout-E

"G" - \$30 List upcharge

(1) Manufactured round cutout 1.75" in diameter located in center approach side of top. Includes grommet cap. Black only.



Cutout-G

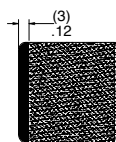
"M" - \$60 List upcharge

(2) Manufactured round cutouts 1.75" diameter located on right and left approach side of top. Includes (2) grommet caps Black only.

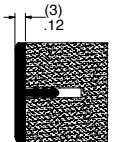


Cutout-M

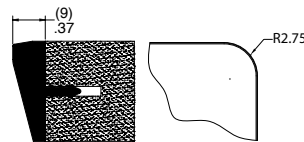
LAMINATE EDGE TYPE [■]



3 MM EDGE BAND (option H3)



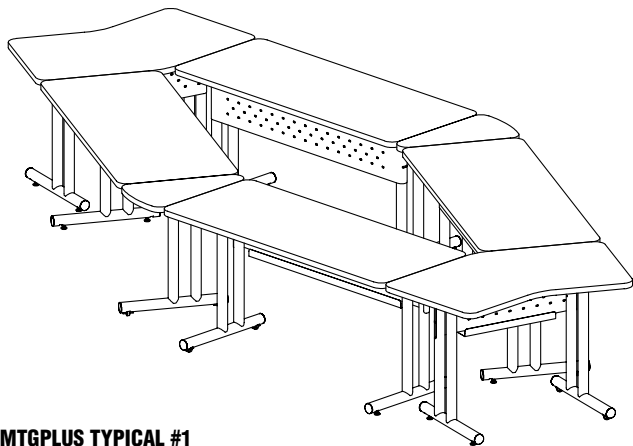
T-MOLD (option HT)



KNIFE EDGE (option HK)

MEETING PLUS IDEA STARTERS

- Must order by individual Model Numbers.

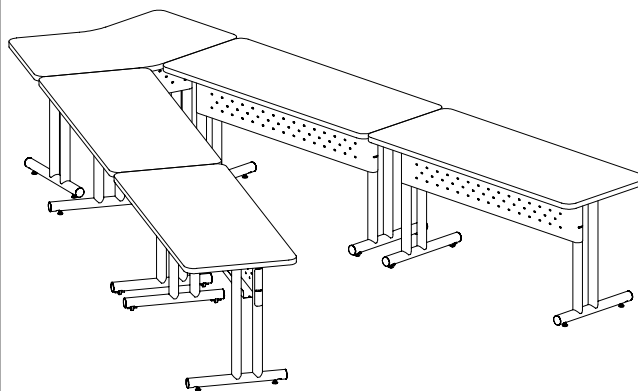


MTGPLUS TYPICAL #1

Consists of:

QTY.	MODEL NO.	DESCRIPTION	LIST PRICE EACH
4	M2460HK	Rect. Table, 24" x 60" with Knife Edge T-Mold	\$942
2	M24HK	Transition Table with Knife Edge T-Mold	\$942
2	P3024HK	30° Pie with Knife Edge T-Mold	\$261
4	10GA	Ganging Kit	\$55

TOTAL: \$6312

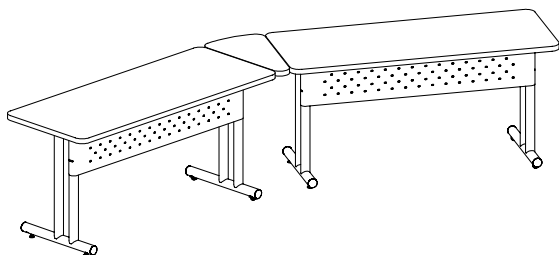


MTGPLUS TYPICAL #2

Consists of:

QTY.	MODEL NO.	DESCRIPTION	LIST PRICE EACH
4	M2460HK	Rect. Table, 24" x 60" with Knife Edge T-Mold	\$942
1	M24HK	Transition Table with Knife Edge T-Mold	\$942
4	10GA	Ganging Kit	\$55

TOTAL: \$4873



MTGPLUS TYPICAL #3

Consists of:

QTY.	MODEL NO.	DESCRIPTION	LIST PRICE EACH
2	M2460HK	Rect. Table, 24" x 60" with Knife Edge T-Mold	\$942
1	P3024HK	30° Pie with Knife Edge T-Mold	\$261

TOTAL: \$2119

SYNC™ TABLES

Linking style and function.

- Single-handed center control mechanism for convenient flip of the top.
- Minimal assembly required, installs in minutes.
- Tables straight-row nest for compact storage.
- Integrated modesty panel with built-in cable trough.
- Tables can be connected together by using ganging kit (included).
- Overall table height: 29 1/2", four 3" locking casters.
- 150 lb. weight capacity, Evenly distributed.
- Tables available with Silver frame, and tops in either Thermally Fused Laminate (TFL) with standard T-Mold or High Pressure Laminate (HPL) with your choice of (3) edge treatments.
- HPL Edge Treatments: Standard T-Mold (HT), Knife-Edge (HK) or 3mm (H3) available in corporate edge colors.
- Manufactured cutouts (5.25" x 3") for daisy chain electrical kits now available on 30"D rectangular tables (one centered cutout per table. Grommet not included). Add "E" suffix and \$30 list upcharge per cutout. See Training Tables Power Options pg 234 for surface mount kits.
- Silver Base only.
- Tables are shipped in two boxes.
- 6 1/8" between tables when nested.

HOW TO SPECIFY

Start with base model number and **SELECT ONE CODE FROM EACH OF THE OPTIONS** to complete your final model number for ordering:

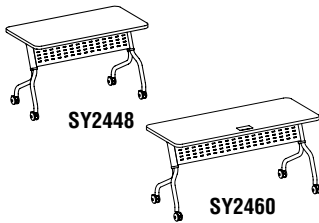
Select MODEL NUMBER (ie., SY2448)	Step 1: Select [♣] CUTOUT (OPTIONAL)	Step 2: Select [■] LAMINATE/EDGE TYPE
	E = Rectangular (Cutout Only) (Add \$30 List)	T = TFL Laminate /T-Mold Edge
	G = Center Grommet (Add \$30 List)	HT = HPL Laminate /T-Mold Edge HK = HPL Laminate /Knife Edge
	M = Left/Right (2) Grommets (Add \$60 List)	H3 = HPL Laminate /3mm Edge

Add codes to indicate **E** your selections: **T**

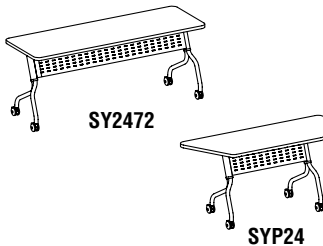
The final Model Number for Base Product SY2448 with the highlighted selections would be SY2448-E-T (or SY2448ET).

See next page for Cutout and Laminate/Edge options.

Note: All non-standard cutouts (other than above) in any size/location/top will be honored with no minimum quantity requirements. Contact spaceplanning@mayline.com for quote request and drawing signoff will be required before order is processed.



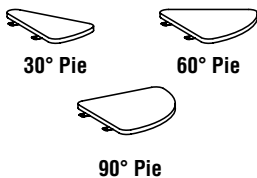
Shown with optional manufactured cut-outs for daisy chain electrical kits.



SY24



SY24



30° Pie

60° Pie

90° Pie

RECTANGULAR SURFACES

Model No.	Description	Wt.	Available Cutouts	TFL List Price "T" Suffix	HPL List Price "HT, HK, or H3" Suffix
SY1848	48" x 18" Rectangular	66#	G	\$646	\$707
SY1854	54" x 18" Rectangular	71#	G	\$693	\$746
SY1860	60" x 18" Rectangular	76#	G,M	\$707	\$782
SY1866	66" x 18" Rectangular	80#	G,M	\$731	\$799
SY1872	72" x 18" Rectangular	86#	G,M	\$752	\$830
SY2448	48" x 24" Rectangular	76#	G	\$707	\$782
SY2454	54" x 24" Rectangular	82#	G	\$753	\$826
SY2460	60" x 24" Rectangular	86#	G,M	\$782	\$862
SY2466	66" x 24" Rectangular	92#	G,M	\$812	\$905
SY2472	72" x 24" Rectangular	96#	G,M	\$830	\$923
SY3048	48" x 30" Rectangular	86#	E,G	\$769	\$862
SY3054	54" x 30" Rectangular	93#	E,G	\$806	\$901
SY3060	60" x 30" Rectangular	99#	E,G,M	\$847	\$938
SY3066	66" x 30" Rectangular	105#	E,G,M	\$876	\$968
SY3072	72" x 30" Rectangular	111#	E,G,M	\$905	\$998

CRESCENT SURFACES (48" Radius)

SY24	67" x 24" Crescent	78#	-	\$799	\$879
------	--------------------	-----	---	-------	-------

TRAPEZOID SURFACES

SY24	60" x 24" Trapezoid	78#	-	\$799	\$879
------	---------------------	-----	---	-------	-------

TRANSITION SURFACES

SY24	48"W x 24"D	78#	-	\$848	\$911
SY30	60"W x 30"D	100#	-	\$874	\$936

PIE CONNECTORS

P3018	18" x 30° Pie	4#	-	\$233	\$261
P6018	18" x 60° Pie	8#	-	\$245	\$273
P9018	18" x 90° Pie	12#	-	\$261	\$288
P3024	24" x 30° Pie	6#	-	\$233	\$261
P6024	24" x 60° Pie	12#	-	\$245	\$273
P9024	24" x 90° Pie	18#	-	\$261	\$288
P3030	30" x 30° Pie	8#	-	\$233	\$261
P6030	30" x 60° Pie	16#	-	\$245	\$273
P9030	30" x 90° Pie	22#	-	\$261	\$288

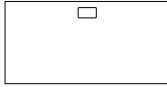
SYNC™ TABLES

Note: All non-standard cutouts (other than above) in any size/location/top will be honored with no minimum quantity requirements. Contact spaceplanning@mayline.com for quote request and drawing signoff will be required before order is processed.

CUTOUT OPTIONS [✦]

"E" - \$30 List upcharge

(1) Manufactured rectangular cutout 5.25" x 3" for daisy chain electrical kits only. Grommet caps not included with cutout. See page 234 for available kit options.



Cutout-E

"G" - \$30 List upcharge


(1) Manufactured round cutout 1.75" in diameter located in center approach side of top. Includes grommet cap. Black only.



Cutout-G

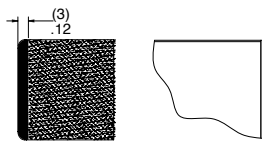
"M" - \$60 List upcharge

(2) Manufactured round cutouts 1.75" diameter located on right and left approach side of top. Includes (2) grommet caps. Black only.

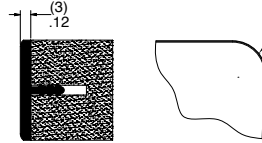


Cutout-M

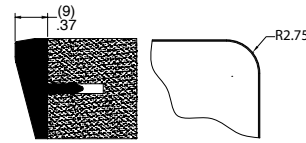
LAMINATE EDGE TYPE [■]



3 MM EDGE BAND (option H3)



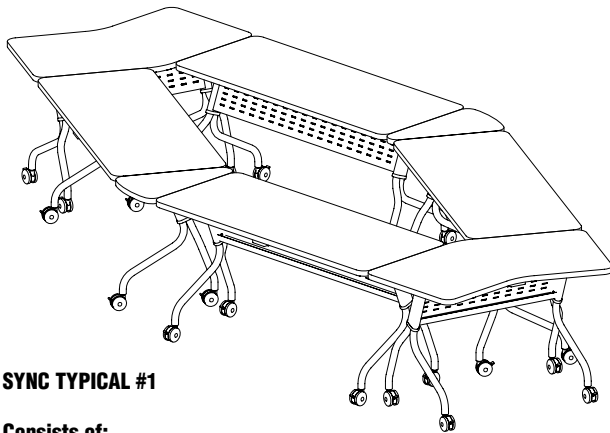
T-MOLD (option HT)



KNIFE EDGE (option HK)

SYNC™ TYPICALS (IDEA STARTERS ONLY)

- Must order by individual Model Numbers.

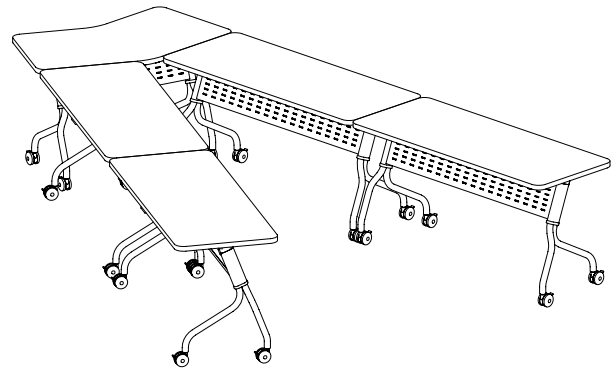


SYNC TYPICAL #1

Consists of:

QTY.	MODEL NO.	DESCRIPTION	LIST PRICE EACH
4	SY2460T	Rectangular Table, 24" x 60"	\$782
2	SYT24T	24"D Transition Table	\$848
2	P3024T	24" x 30° Pie	\$233

TOTAL: \$5134

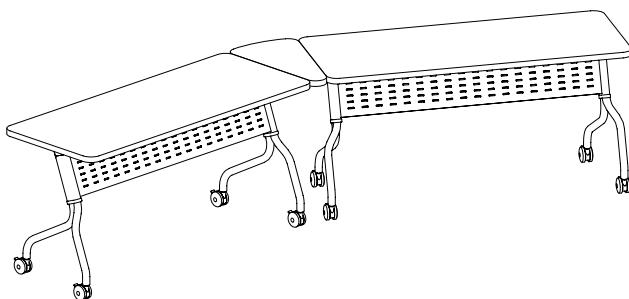


SYNC TYPICAL #2

Consists of:

QTY.	MODEL NO.	DESCRIPTION	LIST PRICE EACH
4	SY2460T	Rectangular Table, 24" x 60"	\$782
1	SYT24T	24"D Transition Table	\$848

TOTAL: \$3859



SYNC TYPICAL #3

Consists of:

QTY.	MODEL NO.	DESCRIPTION	LIST PRICE EACH
2	SY2460T	Rectangular Table, 24" x 60"	\$782
1	P3024T	24" x 30° Pie	\$233

TOTAL: \$1744

FLIP-N-GO® TABLES



FLIP-N-GO® TABLES

An excellent solution for your training or conference room needs.

- Base available in **Black or Silver** Finishes.
- Minimal assembly required.
- Dual-sided levers for a quick-flip of the top.
- Tables nest for compact storage.
- Integrated Modesty Panel with built-in cable trough.
- Tables can be connected together by using ganging kit (included).
- Tables are shipped in two boxes, top and base separately.
- Overall HPL table height: 29".
- Four locking casters.
- 5 1/4" between tables when nested.
- 150 lb. weight capacity, Evenly distributed.
- Tables available in either Thermally Fused Laminate (TFL) with standard T-Mold or High Pressure Laminate (HPL) with your choice of 3 edge treatments.
- HPL Edge Treatments: Standard T-Mold (HT), Knife-Edge (HK), or 3mm (H3) available in corporate edge colors.
- Manufactured cutouts (5.25" x 3") for daisy chain electrical kits now available on 24"D rectangular tables (one centered cutout per table **grommet not included**). Add "E" suffix and \$30 list upcharge per cutout. See Training Tables Power Options page 234 for surface mount kits.

HOW TO SPECIFY

Start with base model number and **SELECT ONE CODE FROM EACH OF THE OPTIONS** to complete your final model number for ordering:

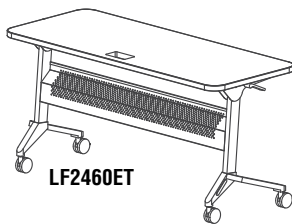
Select MODEL NUMBER (ie., LF2448)	Step 1: Select [❖] CUTOUT (OPTIONAL)	Step 2: Select [■] LAMINATE/EDGE TYPE
	E = Rectangular (Cutout Only) <i>(Add \$30 List)</i>	T = TFL Laminate /T-Mold Edge
	G = Center Grommet <i>(Add \$30 List)</i>	HT = HPL Laminate /T-Mold Edge HK = HPL Laminate /Knife Edge
	M = Left/Right (2)Grommets <i>(Add \$60 List)</i>	H3 = HPL Laminate /3mm Edge

Add codes to indicate **E** **T**
your selections:

The final Model Number for Base Product LF2448 with the highlighted selections would be **LF2448-E-T (or LF2448ET)**.

See next page for Cutout and Laminate/Edge options.

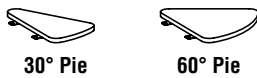
Note: All non-standard cutouts (other than above) in any size/location/top will be honored with no minimum quantity requirements. Contact spaceplanning@mayline.com for quote request and drawing signoff will be required before order is processed.



LF2460ET

RECTANGULAR SURFACES

Model No.	Dimensions	Wt.	Available Cutouts	TFL List Price "T" Suffix	HPL List Price "HT, HK, or H3" Suffix
LF1848	48" x 18" Rectangular	66#	G	\$587	\$643
LF1860	60" x 18" Rectangular	76#	G,M	\$643	\$714
LF1872	72" x 18" Rectangular	86#	G,M	\$686	\$754
LF2448	48" x 24" Rectangular	76#	E,G	\$643	\$714
LF2460	60" x 24" Rectangular	86#	E,G,M	\$714	\$782
LF2472	72" x 24" Rectangular	96#	E,G,M	\$754	\$838



30° Pie

60° Pie

CRESCENT SURFACES (48" Radius)

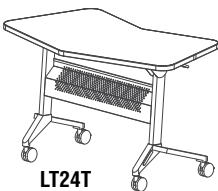
LC24	67" x 24" Crescent	76#	-	\$769	\$838
------	--------------------	-----	---	-------	-------

TRAPEZOID SURFACES

LP24	60" x 24" Trapezoid	76#	-	\$686	\$742
------	---------------------	-----	---	-------	-------

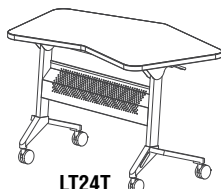
PIE CONNECTORS

P3018	18" x 30° Pie	4#	-	\$233	\$261
P6018	18" x 60° Pie	8#	-	\$245	\$273
P9018	18" x 90° Pie	12#	-	\$261	\$288
P3024	24" x 30° Pie	6#	-	\$233	\$261
P6024	24" x 60° Pie	12#	-	\$245	\$273
P9024	24" x 90° Pie	18#	-	\$261	\$288



LT24T

Conference Layout



LT24T

Stadium Layout

TRANSITION TABLES (Surfaces can be installed in either conference or stadium direction)

LT24	48"W x 24"D	76#	-	\$770	\$838
------	-------------	-----	---	-------	-------

FLIP-N-GO® TABLES

Note: All non-standard cutouts (other than above) in any size/location/top will be honored with no minimum quantity requirements. Contact spaceplanning@mayline.com for quote request and drawing signoff will be required before order is processed.

CUTOUT OPTIONS [✦]

"E" - \$30 List upcharge

(1) Manufactured rectangular cutout 5.25" x 3" for daisy chain electrical kits only. Grommet caps not included with cutout. See page 234 for available kit options.



Cutout-E

"G" - \$30 List upcharge

(1) Manufactured round cutout 1.75" in diameter located in center approach side of top. Includes grommet cap. Black only.



Cutout-G

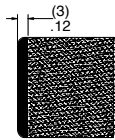
"M" - \$60 List upcharge

(2) Manufactured round cutouts 1.75" diameter located on right and left approach side of top. Includes (2) grommet caps. Black only.

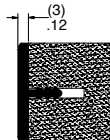


Cutout-M

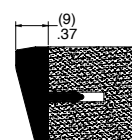
LAMINATE EDGE TYPE [■]



3 MM EDGE BAND (option H3)



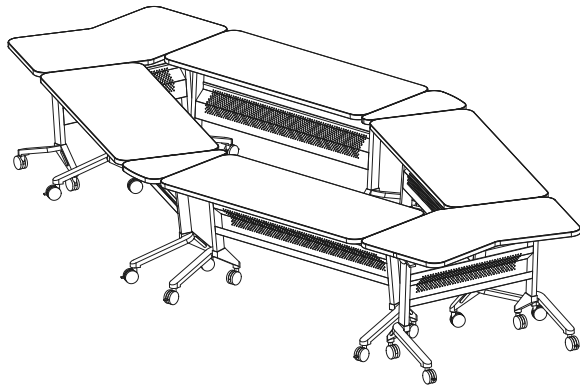
T-MOLD (option HT)



KNIFE EDGE (option HK)

FLIP-N-GO TYPICALS (IDEA STARTERS ONLY)

- Must order by individual Model Numbers.

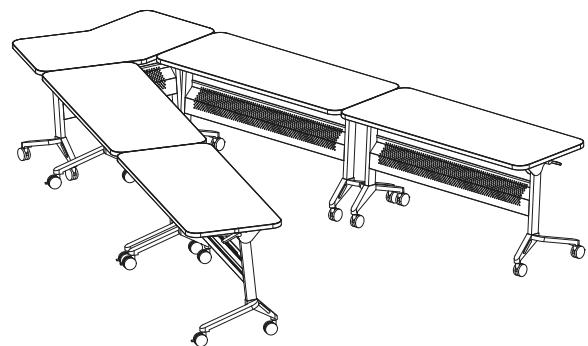


FLIP-N-GO TYPICAL #1

Consists of:

QTY.	MODEL NO.	DESCRIPTION	LIST PRICE EACH
4	LF2460T	Rect. Table, 24 x 60	\$714
2	LT24T	24"D Transition Table	\$770
2	P3024T	24" x 30° Pie	\$233

TOTAL: \$4720

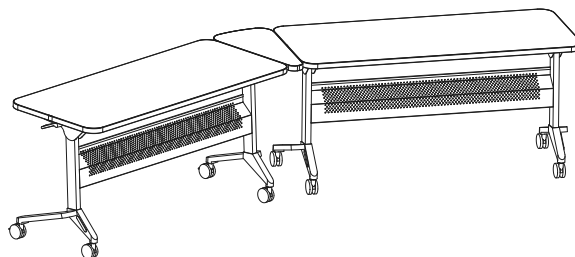


FLIP-N-GO TYPICAL #2

Consists of:

QTY.	MODEL NO.	DESCRIPTION	LIST PRICE EACH
4	LF2460T	Rect. Table, 24 x 60	\$714
1	LT24T	24"D Transition Table	\$770

TOTAL: \$3520



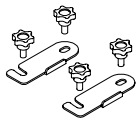
FLIP-N-GO TYPICAL #3

Consists of:

QTY.	MODEL NO.	DESCRIPTION	LIST PRICE EACH
2	LF2460T	Rect. Table, 24" x 60"	\$714
1	P3024T	24" x 30° Pie	\$233

TOTAL: \$1612

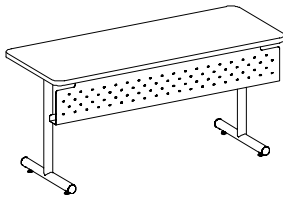
T-MATE™ TABLES



UNIVERSAL GANGING ACCESSORY – designed to connect two table edges together.

Model No.	Description	Wt.	List Price
10GA	Universal Ganging Accessory	4#	\$55*

Ganging Accessory not available for 18" tables.



OPTIONAL STEEL MODESTY PANEL

Model No.	Description	List Price
MOD48	For 48" Rectangular Table & 30" Transition Table	\$227
MOD60	For 60" Rectangular Table	\$240
MOD72	For 72" Rectangular Table	\$270
MODTT	For 24" Transition Table	\$255

CUTOUT OPTIONS [✦]

"E" - \$30 List upcharge

(1) Manufactured rectangular cutout 5.25" x 3" for daisy chain electrical kits only. Grommet caps not included with cutout. See page 234 for available kit options.



Cutout-E

"G" - \$30 List upcharge

(1) Manufactured round cutout 1.75" in diameter located in center approach side of top. Includes grommet cap. Black only.



Cutout-G

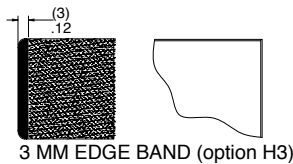
"M" - \$60 List upcharge

(2) Manufactured round cutouts 1.75" diameter located on right and left approach side of top. Includes (2) grommet caps. Black only.

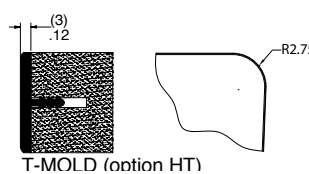


Cutout-M

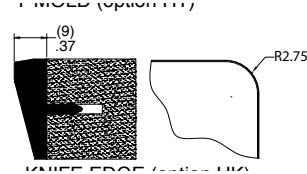
LAMINATE EDGE TYPE [■]



3 MM EDGE BAND (option H3)



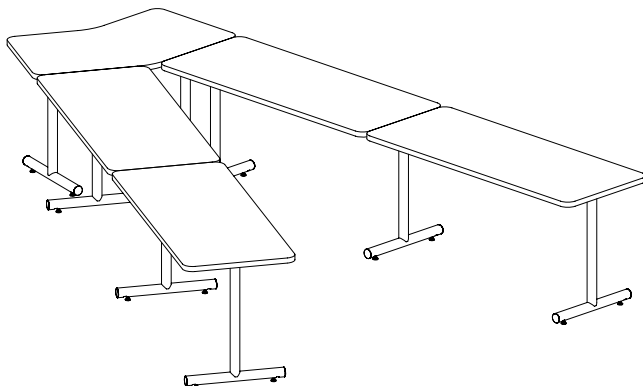
T-MOLD (option HT)



KNIFE EDGE (option HK)

T-MATE TYPICALS (IDEA STARTERS ONLY)

• Must order by individual Model Numbers.

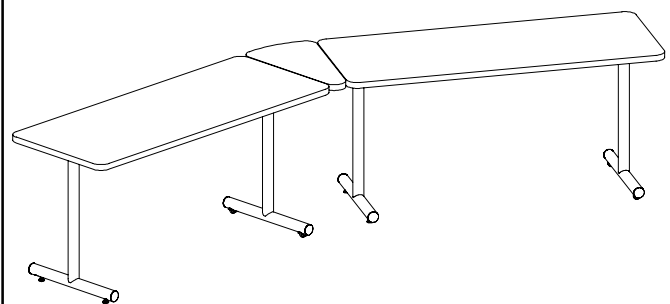


T-MATE LPL TYPICAL #2

Consists of:

QTY.	MODEL NO.	DESCRIPTION	LIST PRICE EACH
2	PRS6024T	Starter, 60" x 24" Rectangular	\$641
2	PRA6024T	Adder, 60" x 24" Rectangular	\$484
1	PTS24T	Starter, 24" Transition	\$641
2	10GA	Ganging Kit	\$55

TOTAL: \$2856



T-MATE LPL TYPICAL #3

Consists of:

QTY.	MODEL NO.	DESCRIPTION	LIST PRICE EACH
2	PRS6024T	Starter, 60" x 24" Rectangular	\$641
1	P3024T	24" x 30° Pie	\$233

TOTAL: \$1446

TRAINING TABLE POWER OPTIONS

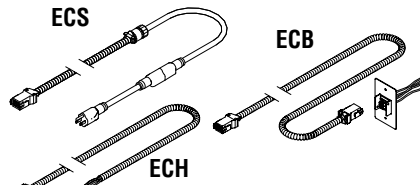


- UL Listed Components.
- Non-sequential connections.
- Convenient kits provide easy specifying.
- Electrical kits not available for 18" Flip-N-Go or 18" & 24" Sync.

- It is the customer's responsibility to ensure that the use of electrical systems, including the number of receptacles on a given circuit and connection to a building power source, be in compliance with all electrical codes.
- See Power Infeed Option section for limitations of number of linked tables.

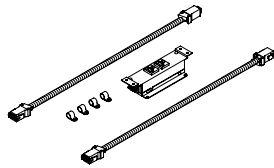
POWER INFEEED OPTIONS

NOTE: Power Infeed Option must be added to the first table in a run.



Model No.	Description	List Price
ECS	72" Corded Starter Limit 10 tables linked	\$280
ECB	Quick Disconnect block & 72" cable with black wrap Limit 20 tables linked	\$268
ECH	Hardwire Infeed, 72" with black wrap Limit 20 tables linked	\$182

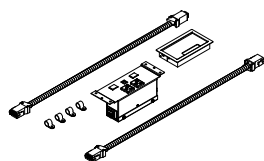
UNDERSURFACE KITS



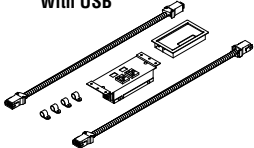
Model No.	Description	List Price
EC48UB	48" Table Kit – 2 power receptacles	\$428
EC54UB	54" Table Kit – 2 power receptacles	\$428
EC60UB	60" Table Kit – 2 power receptacles	\$428
EC66UB	66" Table Kit – 2 power receptacles	\$428
EC72UB	72" Table Kit – 2 power receptacles	\$428
EC48UDB	48" Table Kit – 2 power receptacles/2data knockouts	\$464
EC60UDB	60" Table Kit – 2 power receptacles/2data knockouts	\$464
EC72UDB	72" Table Kit – 2 power receptacles/2data knockouts	\$464

SURFACE MOUNT KITS

- Manufactured cutouts now standard option on select training tables. Applies to Meeting Plus, Sync, Flip-N-Go and T-Mate tables.
- Surface Mount Kits are intended to fit the "E" - style rectangular cutout on the training tables listed above.
- Grommet holes can also be field installed – 5 1/4" x 3" cutout in worksurface is required.
- Each kit includes a flush grommet.



**SURFACE MOUNT KITS
With USB**



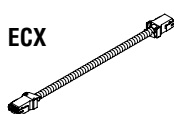
**SURFACE MOUNT KITS
With DATA**

Model No.	Description	List Price
EC48FB	48" Table Kit - Black, 2 power receptacles	\$569
EC48FS	48" Table Kit - Silver, 2 power receptacles	\$569
EC48FJB	48" Table Kit - Black, 2 power receptacles/2 data knockouts, 2 2.1Amp USB charging ports	\$600
EC48FJS	48" Table Kit - Silver, 2 power/2 data receptacles, 2 2.1Amp USB charging ports	\$600
EC54FB	54" Table Kit - Black, 2 power receptacles	\$569
EC54FS	54" Table Kit - Silver, 2 power receptacles	\$569
EC60FB	60" Table Kit - Black, 2 power receptacles	\$569
EC60FS	60" Table Kit - Silver, 2 power receptacles	\$569
EC60FDB	60" Table Kit - Black, 2 power receptacles/2 data knockouts	\$600
EC60FDS	60" Table Kit - Silver, 2 power receptacles, 2 data receptacles	\$600
EC60FJB	60" Table Kit - Black, 2 power/2 data receptacles, 2 2.1Amp USB charging ports	\$600
EC60FJS	60" Table Kit - Silver 2 power/2 data receptacles, 2 2.1Amp USB charging ports	\$600
EC66FB	66" Table Kit - Black, 2 power receptacles	\$569
EC66FS	66" Table Kit - Silver, 2 power receptacles	\$569
EC72FB	72" Table Kit - Black, 2 power receptacles	\$569
EC72FS	72" Table Kit - Silver, 2 power receptacles	\$569
EC72FDB	72" Table Kit - Black, 2 power/2 data receptacles	\$600
EC72FDS	72" Table Kit - Silver, 2 power/2 data receptacles	\$600
EC72FJB	72" Table Kit - Black, 2 power/2 data receptacles, 2 2.1Amp USB charging ports	\$600
EC72FJS	72" Table Kit - Silver, 2 power/2 data receptacles, 2 2.1Amp USB charging ports	\$600

EXTENSION OPTION



ECG



ECX

Model No.	Description	List Price
ECX	12" Extension Cable	\$98
ECG	Grommet Cover (5.69 x 3.38)	\$99

ELECTRICAL/USB ACCESSORIES

- Power and USB grommet options - available in White (W) or Black (B)
- Grommet modules are intended to fit the "G" or "M" cutouts on the training tables listed above.
- Grommet holes can also be installed - 1 3/4" cutout required.
- Spill proof.

F740POW



F740USB

Model No.	Description	List Price
F740POWW	Power Module Single Outlet - White; 72" cord	\$72
F740POWB	Power Module Single Outlet - Black; 72" cord	\$72
F740USBW	(2) 2 amp charging USB ports - White; 72" cord	\$230
F740USB	(2) 2 amp charging USB ports - Black; 72" cord	\$230

TRANSACTION™ CONFERENCE TABLES




TransAction's great style and smart design is perfect for today's multi-media conference rooms. Full size tables in three shapes in over 900 high-pressure laminates (HPL)s to complete your high-tech conference room. A full technology trough and surface opening with floating acrylic cover allow the power and data required for today's tech intensive meetings to be easily accessible yet concealed.

- Three shapes of conference surfaces: Boat-shaped, Rectangular, Racetrack.
- Stylish heavy steel base and leg panels available in Mayline Corporate colors with leg inserts to match the table surface laminate or veneer.
- Tops constructed of 1-1/8" thick high-pressure laminate (HPL) with knife-edge T-mold. Biltmore Cherry and Witchcraft laminates match Aberdeen Conference Accessories.
- 8' and 10' tables have two starter legs with one trough opening/cover; 12' table has two starter legs, one adder support leg and two trough openings/covers. Additional support leg and trough opening/cover per 6' section.
- All tables 29.5" in height.
- Power and data components ordered separately.

BASIC TABLES – HPL – No technology trough or opening. **Preconfigured Power Kits CANNOT be installed.**

Model No.	Description	Weight	Suggested Seating Capacity	List Price
TAC8BB	96" x 42" Boat-Shaped	229#	6-8	\$3280
TAC8BR	96" x 42" Rectangular	229#	6-8	\$3280
TAC8BT	96" x 42" Racetrack	229#	6-8	\$3280
TAC10BB	120" x 48" Boat-Shaped	311#	8-10	\$4098
TAC10BR	120" x 48" Rectangular	311#	8-10	\$4098
TAC10BT	120" x 48" Racetrack	311#	8-10	\$4098
TAC12BB	144" x 54" Boat-Shaped	400#	10-12	\$5479
TAC12BR	144" x 54" Rectangular	400#	10-12	\$5479
TAC12BT	144" x 54" Racetrack	400#	10-12	\$5479
TAC18BB	216" x 54" Boat-Shaped	591#	14-16	\$7855
TAC18BR	216" x 54" Rectangular	591#	14-16	\$7855
TAC18BT	216" x 54" Racetrack	591#	14-16	\$7855
TAC24BB	288" x 54" Boat-Shaped	782#	16-20	\$10232
TAC24BR	288" x 54" Rectangular	782#	16-20	\$10232
TAC24BT	288" x 54" Racetrack	782#	16-20	\$10232
TAC6BA	72" x 54" Complete Adder – Applicable to any shape top	191#	2-4	\$2376

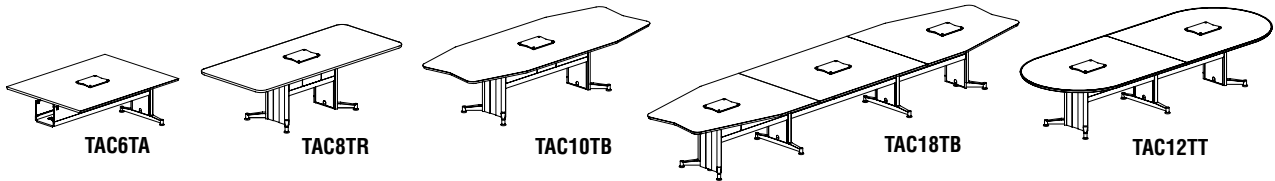


TRANSACTION™ SERIES CONFERENCE TABLES

- Technology intensive tables include under table trough and surface opening with acrylic cover.
- 8' and 10' tables have two starter legs with trough opening/cover, 12' tables have two starter legs, one adder support leg and two trough openings / covers. Additional support leg and trough opening/per section.

TECHNOLOGY INTENSIVE HPL TABLES

Model No.	Description	Weight	Suggested Seating Capacity	List Price
TAC8TB	96" x 42" Boat-Shaped	229#	6-8	\$4624
TAC8TR	96" x 42" Rectangular	229#	6-8	\$4624
TAC8TT	96" x 42" Racetrack	229#	6-8	\$4624
TAC10TB	120" x 48" Boat-Shaped	311#	8-10	\$5784
TAC10TR	120" x 48" Rectangular	311#	8-10	\$5784
TAC10TT	120" x 48" Racetrack	311#	8-10	\$5784
TAC12TB	144" x 54" Boat-Shaped	440#	10-12	\$8282
TAC12TR	144" x 54" Rectangular	440#	10-12	\$8282
TAC12TT	144" x 54" Racetrack	440#	10-12	\$8282
TAC18TB	216" x 54" Boat-Shaped	669#	14-16	\$11496
TAC18TR	216" x 54" Rectangular	669#	14-16	\$11496
TAC18TT	216" x 54" Racetrack	669#	14-16	\$11496
TAC24TB	288" x 54" Boat-Shaped	898#	16-20	\$14519
TAC24TR	288" x 54" Rectangular	898#	16-20	\$14519
TAC24TT	288" x 54" Racetrack	898#	16-20	\$14519
TAC6TA	72" x 54" Complete Adder – Applicable to any shape top	229#	2-4	\$3213



TRANSACTION™ MEDIA TABLES



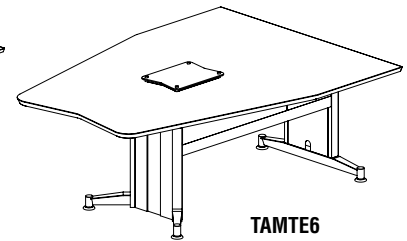
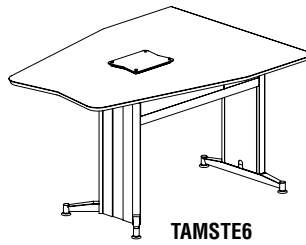
TransAction's boat-shaped Media Table offers a perfect solution for collaborative meetings requiring data and power connectivity and flexibility.

- Boat-shaped table available in Standing Height 42" or Sitting Height 29 1/2".
- Models available with or without power and data package.
- Optional power and data package includes:
 - 1-Single technology well power kit – single circuit
 - 3-Telecom plates – RJ11 CAT3 Phone and RJ45 CAT6 Data, USB, USB & 15 Pin-HD VGA F/F
 - 1-Plug-in power cord infeed 72" long – single circuit
- Other telecom plate options available as well as hardwire infeed. Call Customer Service for assistance.
- Contemporary styling, durable construction at an affordable price.
- Heavy-gauge steel table frames.
- Available in all Mayline high-pressure laminate surfaces.
- Biltmore Cherry and Witchcraft laminates match Aberdeen Conference Accessories.
- Limited Lifetime Warranty.

Model No.	Description	Wt.	List Price
TAMST6	54"W x 72"L x 42"H Standing Height Table	254#	\$4595
TAMSTE6	54"W x 72"L x 42"H Standing Height Table with power and data package	269#	\$5718
TAMT6	54"W x 72"L x 29 1/2"H Sitting Height Table	229#	\$4178
TAMTE6	54"W x 72"L x 29 1/2"H Sitting Height Table with power and data package	244#	\$5300



TransAction Media Table shown with Aberdeen Conference Accessories.



TRANSACTION™

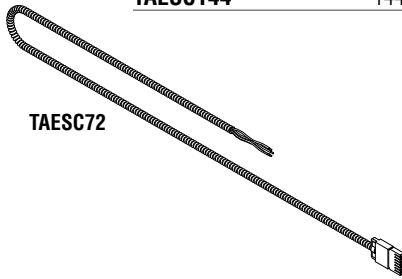
CONFERENCE TABLE POWER/TELECOM OPTIONS

- UL Recognized and CSA Certified Components.
- Convenient kits provide easy specifying.
- Ten Telecom Plate Options sold individually; others available upon request.
- Power and Telecom Plates are installed in trough panel.
- Additional options available upon special request to meet your requirements.
- Kits must be used with Mayline Hardwire Starter Cable.
- It is the customer's responsibility to ensure that the use of electrical systems, including the number of receptacles on a given circuit, and connection to building power source, be in compliance with all electrical codes.
- **Power Kits CANNOT be installed into Basic TransAction Conference Tables.**

POWER INFEEED OPTIONS

- All circuits rated for 20 AMPS and are energized; includes female connector, length of flex cable and box connector.
- Up to 10 power blocks can be linked per hardwire cable.

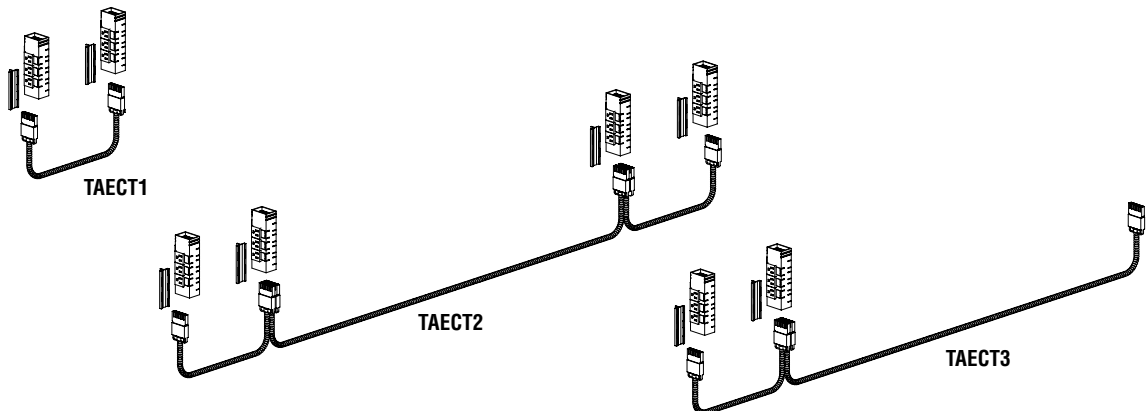
Model No.	Description	List Price
TAESC72	72" Hardwire Starter Cable	\$192
TAESC108	108" Hardwire Starter Cable	\$247
TAESC144	144" Hardwire Starter Cable	\$303



TAESC72

PRECONFIGURED CONFERENCE POWER KITS

Model No.	Description	List Price
TAECT1	Single Technology Well Kit - for Single Well 8' and 10' Technology Conference Tables. (2) Double sided power block with circuit 1, 2 and IG receptacles on each side, (2) mounting bracket for block, (1) 24" 8 wire 4 circuit interconnecting cable.	\$458
TAECT2	Dual Technology Well Kit - for 12' Dual Well Technology Conference Tables or larger. (4) Double sided power block with circuit 1, 2 and IG receptacles on each side, (2) mounting bracket for block, (2) 26" 8 wire 4 circuit interconnecting cable, (1) 68" 8 wire 4 circuit interconnecting cable, (1) simplex removal tool.	\$1098
TAECT3	6' Adder Conference Table Kit - add one Kit for each 6' Adder plus one TAECT2. (2) Double sided power block with circuit 1, 2 and IG receptacles on each side, (2) mounting bracket for block, (1) 26" 8 wire 4 circuit interconnecting cable, (1) 68" 8 wire 4 circuit interconnecting cable. (For example: a TAC24TB will require one TAECT2 Kit and two TAECT3 Kits.)	\$642




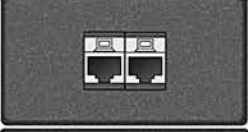





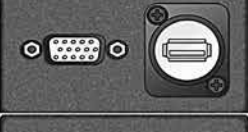



TAECT1

TAECT2

TAECT3

INDIVIDUAL TELECOM PLATE OPTIONS

- Ten commonly used telecom connections are offered to complete the technology requirements of TransAction conference tables and TransAction desking data channels.
- Two (48" channel) and three (60" and 72" channel) openings per side of data channel.
- Black only.
- Common Telecom Definitions:
 - HDMI** (High Definition Multi-Media Interface) – Used to stream video on devices such as televisions or Blu-Ray DVD players.
 - 15 pin HD VGA F/F** (High Definition Video Graphics Array) – Used to stream video usually found on a laptop or projector.
 - Mini Stereo Inline Audio Connection** (also called a 1/8" phone jack or headphone jack) – Runs audio from computers and mp3 players.
 - USB** (Universal Serial Bus) – Connects computer peripherals such as mouse or keyboard to a computer.
- **Additional options available upon request.**

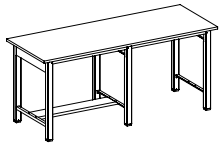
	Model No.	Description	List Price
	TAETP1	Telecom Plate with RJ11Cat3 Phone and RJ45 CAT6 Data	\$123
	TAETP2	Telecom Plate with 2 RJ45 Cat6 Data	\$162
	TAETP3	Telecom Plate with 3 RJ45 Cat6 Data	\$237
	TAETP4	Telecom Plate with RJ45 Cat6 Data, Mini Stereo Inline, and 15 Pin HD, VGA F/F	\$268
	TAETP5	Telecom Plate with 2 RJ45 Cat6 Data and 15 Pin HD VGA F/F	\$291
	TAETP6	Telecom Plate with 1 HDMI F/F, 1 Mini Stereo Inline and 1 15 Pin, HD VGA F/F	\$356
	TAETP7	Telecom Plate with USB Inline	\$69
	TAETP8	Telecom Plate with USB Inline and 15 Pin HD VGA F/F	\$199
	TAETP9	Telecom Plate with 2 - 15 Pin HD VGA F/F	\$271
	TAETP10	Telecom Plate with USB Inline, 15 Pin HD VGA F/F, and Mini Stereo Inline	\$250

RANGER® TEAM TABLES

GIZA/CAP

Mayline's Ranger® Table is the perfect solution for project or other team meetings. The Ranger Team Table has the same great strength and quality as our standard Ranger drafting table which is the result of over 70 years of experience in the drafting industry. A variety of storage under the standing height table can house project or meeting materials.

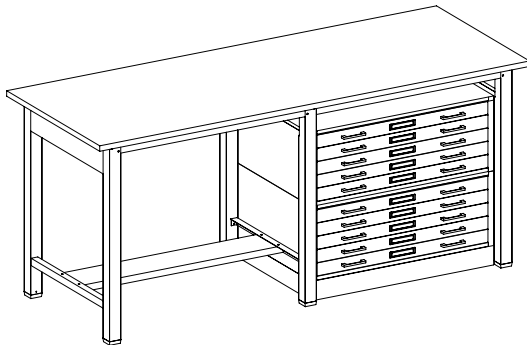
- Rectangular shape 36"D x 96"W x 42"H.
- Heavy-duty steel base provides strength and stability and is available as standard in Mayline Corporate colors.
- High pressure laminate top with 3mm edge banding.
- All Mayline Corporate color HPLs available from Wilsonart, Nevamar, Pionite, and Formica.
- Custom colors for storage or table elements available upon request with an extended lead time. Please call Customer Service for a quotation.



Model No.	Description	Wt.	List Price
7760	36"D x 96"W x 42"H Ranger Base Standing Height Table Interior Frame Dimensions 23"D x 41 1/4"W per Leg Section (85 1/2"W overall) x 39"H	170#	\$2306

The Ranger Team Table can be used with Mayline Plan Files, Lateral Files and Bookcases to store a variety of team and project materials. Refer to interior table dimensions to verify how many units will fit beneath the table. Please contact Customer Service with questions.

RANGER® TEAM TYPICALS



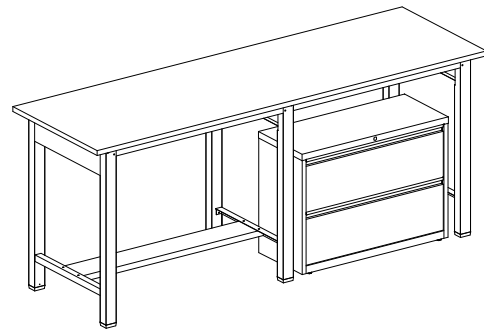
RANGER TEAM TYPICAL #1 – Any combination of Interlocking Files can be used, 5-Drawer and 10-Drawer models as seen in this Price List page 383.

Consists of:

QTY.	MODEL NO.	DESCRIPTION	LIST PRICE EACH
1	7760	Team Table	\$2306
1	7767U	Steel Cap	\$562
1	7767W	Flush Base	\$387
2	7767	5-Drawer Files	\$2431

RTT1

TOTAL: \$8007



RANGER TEAM TYPICAL #2 – Back-to-back laterals would extend beyond the leg structure of the table.

Consists of:

QTY.	MODEL NO.	DESCRIPTION	LIST PRICE EACH
1	7760	Team Table	\$2306
1	HLT362	Lateral File	\$878

RTT2

TOTAL: \$3184

CSII™ CONFERENCE TABLES



WORKSPACES

DESKS & STORAGE

TABLES

SEATING

HIGH DENSITY STORAGE

MAIL ROOM FURNITURE

TECHNOLOGY FURNITURE

DRAFTING FURNITURE

ACCESSORIES

PRODUCT INDEX

CSII CONFERENCE TABLES

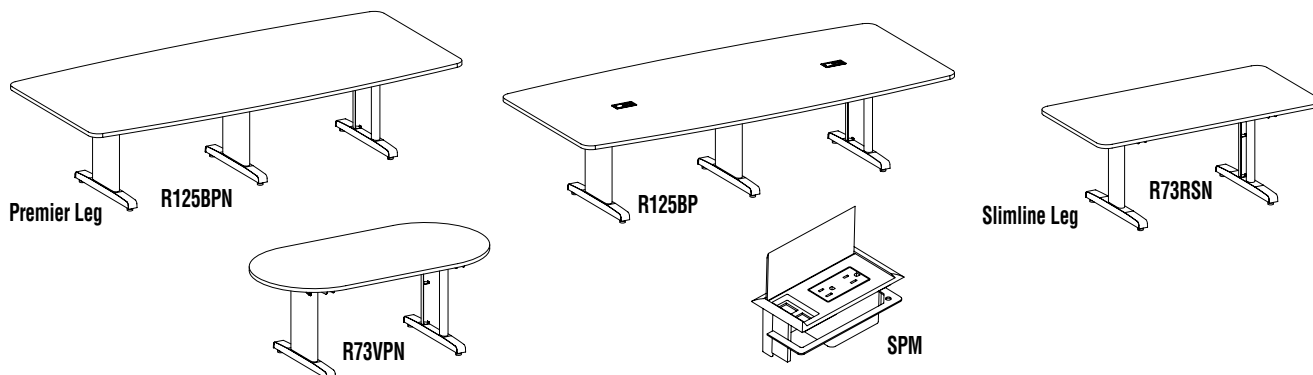
Full-size conference tables with optional power and data modules designed for optional power and data access to operate computers and presentation equipment during meetings.

- Three shapes of conference surfaces: Racetrack, Boat, and Rectangular.
- All tables are 29"H overall.
- Table legs are constructed of 14 gauge steel and available in Mayline's standard black finish.
- Tops constructed of 1-1/8" thick high pressure laminate with t-mold edge.
- Slimline legs are 7"W and Premier legs are 13"W. Both have integrated cable channels within table legs.
- **Base Finish:** List prices shown are for black base finish. The bases can be finished in any other standard finish for a \$50 list upcharge. Add a "C" suffix after the model number and specify standard finish.
- **Work surfaces available in the e5 / CSII colors; see page 58 for details.**
- All tables standard with two legs, except for 120" with three legs.
- Tables can be ordered with black grommets.
- If ordering optional power module, table must be ordered with grommets.

Model No.	Description	Slimline Leg * Grommets (+S) List Price	Slimline Leg* No Grommets (+SN) List Price	Premier Leg Grommets (+P) List Price	Premier Leg No Grommets (+PN) List Price
R73R	72" x 36" Rectangular	\$1402	\$1299	\$1503	\$1462
R73B	72" x 36" Boat-Shaped	\$1402	\$1299	\$1503	\$1462
R73V	72" x 36" Racetrack	\$1402	\$1299	\$1503	\$1462
R84R	84" x 42" Rectangular	\$1581	\$1542	\$1639	\$1601
R84B	84" x 42" Boat-Shaped	\$1581	\$1542	\$1639	\$1601
R84V	84" x 42" Racetrack	\$1581	\$1542	\$1639	\$1601
R94R	96" x 48" Rectangular	\$1620	\$1581	\$1679	\$1641
R94B	96" x 48" Boat-Shaped	\$1620	\$1581	\$1679	\$1641
R94V	96" x 48" Racetrack	\$1620	\$1581	\$1679	\$1641
R95R	96" x 54" Rectangular	\$1660	\$1620	\$1723	\$1680
R95B	96" x 54" Boat-Shaped	\$1660	\$1620	\$1723	\$1680
R95V	96" x 54" Racetrack	\$1660	\$1620	\$1723	\$1680
R104R	108" x 48" Rectangular	\$1847	\$1808	\$1928	\$1886
R104B	108" x 48" Boat-Shaped	\$1847	\$1808	\$1928	\$1886
R104V	108" x 48" Racetrack	\$1847	\$1808	\$1928	\$1886
R105R	108" x 54" Rectangular	\$1993	\$1955	\$2073	\$2034
R105B	108" x 54" Boat-Shaped	\$1993	\$1955	\$2073	\$2034
R105V	108" x 54" Racetrack	\$1993	\$1955	\$2073	\$2034
R124R	120" x 48" Rectangular	\$2135	\$2094	\$2214	\$2174
R124B	120" x 48" Boat-Shaped	\$2135	\$2094	\$2214	\$2174
R124V	120" x 48" Racetrack	\$2135	\$2094	\$2214	\$2174
R125R	120" x 54" Rectangular	\$2253	\$2214	\$2332	\$2294
R125B	120" x 54" Boat-Shaped	\$2253	\$2214	\$2332	\$2294
R125V	120" x 54" Racetrack	\$2253	\$2214	\$2332	\$2294

Model No.	Description	List Price
SPM	Optional Power Module [includes RJII-Cat 3 coupler (phone) and RJ45-Cat3 coupler (data)] – 6' power cord.	\$298

Note ** Slimline Leg limited quantities available.



BISTRO SERIES TABLES



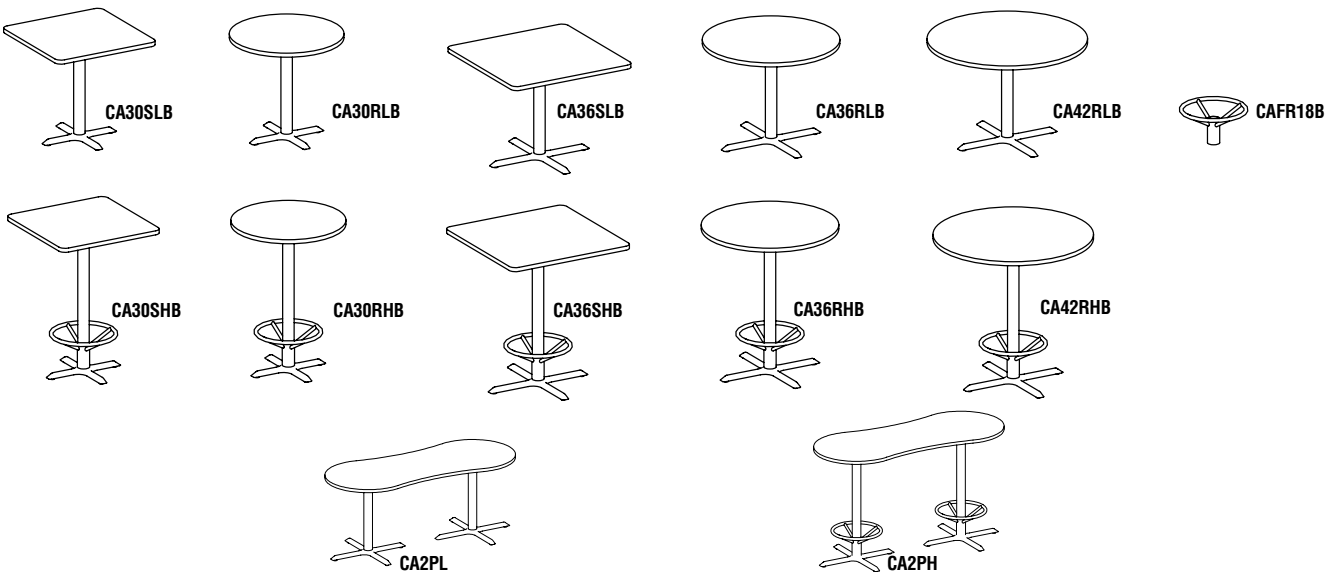
BISTRO TABLES

Bistro offers a line of dining and bar height tables ideal for break rooms, cafeterias or any hospitality-type setting.

- Available in dining (29") or bar (42") heights.
- Cast iron base with 3" diameter steel tube support (Black only).
- Quick and easy assembly.
- TFL = 1" tops; HPL = 1-1/8" tops.
- Optional 18" footring.
- Available in either 1" Thermally Fused Laminate (TFL) or 1-1/8" High pressure Laminate (HPL) surfaces.
- HPL edge Treatments: T-Mold (HT), or Knife-Edge (HK) available in corporate edge colors.

Designer Finishes: Select from over 900 high-pressure laminates; use "H" suffix on model number when ordering.

Model No.	Description	Wt.	LPL List Price "T" Suffix	HPL List Price "HT or HK" Suffix
Dining Height Models				
CA30SLB	30"W x 30"D x 29"H Square Table	55#	\$404	\$631
CA30RLB	30"Dia. x 29"H Round Table	50#	\$402	\$632
CA36SLB	36"W x 36"D x 29"H Square Table	70#	\$458	\$728
CA36RLB	36"Dia. x 29"H Round Table	60#	\$457	\$729
CA42RLB	42"Dia. x 29"H Round Table	70#	\$632	\$797
CA2PL	72"W x 30"D x 29"H Peanut Table	75#	\$1151	\$1355
Bar Height Models				
CA30SHB	30"W x 30"D x 42"H Square Table	57#	\$415	\$646
CA30RHB	30"Dia. x 42"H Round Table	52#	\$414	\$647
CA36SHB	36"W x 36"D x 42"H Square Table	72#	\$469	\$742
CA36RHB	36"Dia. x 42"H Round Table	62#	\$468	\$743
CA42RHB	42"Dia. x 42"H Round Table	72#	\$647	\$810
CA2PH	72"W x 30"D x 42"H Peanut Table	80#	\$1177	\$1405
Model No.	Description	Wt.	List Price	
CAFR18B	18" Steel Footring	8#	\$243	





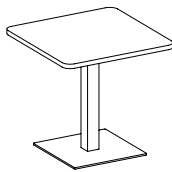
BISTRO TABLES

Upgrade your break area with a stylish and durable stainless steel bistro table.

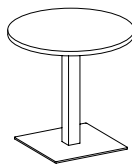
- Available in dining (29") or bar (42") heights.
- Stainless Steel base with square tube support.
- Quick and easy assembly.
- TFL = 1" tops; HPL = 1-1/8" tops.
- Four leveling glides integrated to underside of base.
- Tables available in either Thermally Fused Laminate with standard T-Mold or High Pressure Laminate with your choice of 2 edge treatments.
- HPL edge Treatments: T-Mold (HT), or Knife-Edge (HK) available in corporate edge colors.

DINING HEIGHT MODELS			LPL	HPL List Price
Model No.	Description	Wt.	List Price "T" Suffix	"HT or HK" Suffix
CA30SLS	30"W x 30"D x 29"H Square Table	80#	\$505	\$762
CA30RLS	30"Dia. x 29"H Round Table	75#	\$505	\$762
CA36SLS	36"W x 36"D x 29"H Square Table	95#	\$560	\$859
CA36RLS	36"Dia. x 29"H Round Table	85#	\$560	\$859
CA42RLS	42"Dia. x 29"H Round Table	95#	\$737	\$926
CA3PL	72"W x 30"D x 29"H Peanut Table	126#	\$1295	\$1627

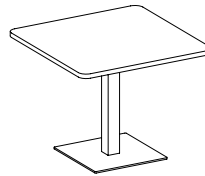
BAR HEIGHT MODELS				
Model No.	Description	Wt.	List Price	HPL List Price
CA30SHS	30"W x 30"D x 42"H Square Table	82#	\$518	\$776
CA30RHS	30"Dia. x 42"H Round Table	77#	\$518	\$776
CA36SHS	36"W x 36"D x 42"H Square Table	97#	\$573	\$872
CA36RHS	36"Dia. x 42"H Round Table	87#	\$573	\$872
CA42RHS	42"Dia. x 42"H Round Table	97#	\$750	\$939
CA3PH	72"W x 30"D x 42"H Peanut Table	132#	\$1479	\$1849



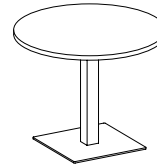
CA30SLS




CA30RLS




CA36SLS



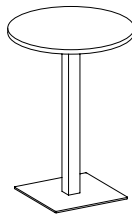
CA36RLS




CA42RLS




CA30SHS



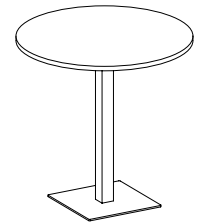
CA30RHS



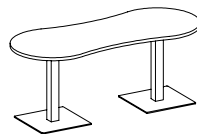
CA36SHS



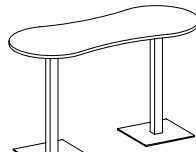
CA36RHS



CA42RHS



CA3PL



CA3PH

THE EVENT SERIES MULTI-PURPOSE TABLES

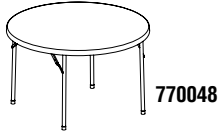
GIZA/CAP

FAST Freight

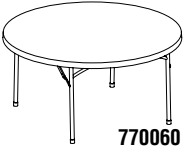
QUICK-SHIP

- A line of multi-purpose, durable folding tables that meet most any need, indoors or out.
- All models available on both Quick-Ship and Fast Freight.

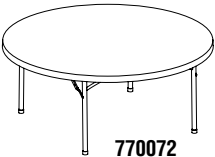
FOLDING TABLES



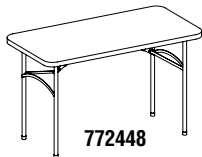
770048



770060



770072



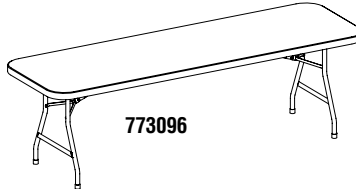
772448



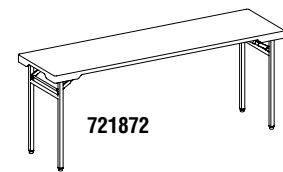
773060



773072



773096



721872

- Heavy-Duty Design. Increased number of connections between the frame and the top providing an stronger connection.
 - Table height: 29".
 - Indoor or outdoor use.
 - Models 770048, 770060, 770072, and 773096 do not ship via small parcel. Models 772448, 773060, 773072, and 721872 are able to ship via small parcel. See Terms and Conditions.
 - Optional carts available. See table carts section.
 - Finishes: Textured White with Dark Gray hammer-coated frame.
 - Two slide locks per table.
- NOTE:** Do not push or drag tables.

**Maximum Weight Load
Capacity with 1/4" Deflection**
(Weight must be Evenly distributed.)

Model No.	Description	Dimensions	Capacity	List Price
❖ 770048	7700 Series - 48" Round	48" Diameter x 29"H	800#	\$252
❖ 770060	7700 Series - 60" Round	60" Diameter x 29"H	900#	\$377
❖ 770072	7700 Series - 72" Round	72" Diameter x 29"H	1000#	\$527
❖ 772448	7700 Series - 24" x 48" Rectangular	48"W x 24"D x 29"H	500#	\$147
❖ 773060	7700 Series - 30" x 60" Rectangular	60"W x 30"D x 29"H	600#	\$197
❖ 773072	7700 Series - 30" x 72" Rectangular	72"W x 30"D x 29"H	500#	\$229
❖ 773096	7700 Series - 30" x 96" Rectangular	96"W x 30"D x 29"H	300#	\$313
❖ 721872	7200 Series - 18" x 72" Rectangular	72"W x 18"D x 27 1/2"H	200#	\$218

TABLE CARTS

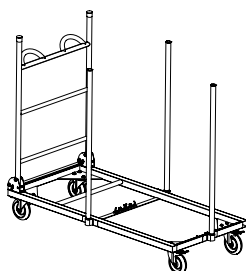


77CRND

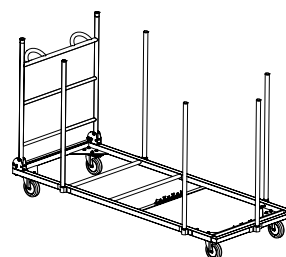
Table Capacity:
(16) 48" tables
(14) 60" tables
(13) 72" tables

- A simple storage solution.
- Does not ship via small parcel.
- Finishes: Black powder-coat.

Model No.	Description	Dimensions	List Price
❖ 77CRND	Round Table Dolly	58-69"W x 32 3/4"D x 40 1/4"H	\$462
❖ 7724WC	Rectangular Table Cart for 24 x 48" tables	53"W x 27 1/4"D x 45 1/4"H	\$429
❖ 7730WC	Rectangular Table Cart for 30" tables	76 3/4"W x 33"D x 45 1/4"H	\$519



7724WC
Table Capacity:
(20) 24" x 48" tables



7730WC
Table Capacity:
(20) 30" x 60" tables
(20) 30" x 72" tables
(18) 30" x 96" tables

❖ Indicates Quick-Ship models.

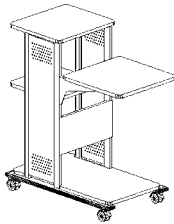
CONFERENCE/TRAINING ROOM ACCESSORIES

FAST Freight **QUICK-SHIP**

• All models in all finishes are available on both the Quick-Ship and Fast Freight delivery programs with no quantity limitations.

PRESENTATION STAND

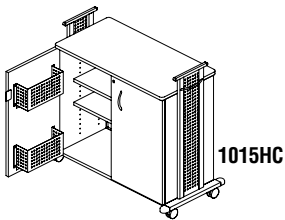
- Designed to support laptops, overhead projector, or LCD projector. presentations.
- Front surface supporting projectors is adjustable to three positions on 4"H increments from 30 1/2"-38 1/2"H.
- Standard casters, two locking.
- Top surface is 38 1/2"H providing a comfortable position for standing presentations.
- Rugged steel frame construction with attractive perforated leg detail. All threaded, metal-to-metal connections.
- **Standard Finishes:** Black frame with reversible Anthracite/Folkstone surfaces only.



Model No.	Dimensions	Wt.	List Price
1010PC	18 1/2"W x 36"D x 38 1/2"H	75#	\$679

HOSPITALITY CART

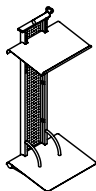
- Comes standard with two adjustable shelves.
- Locking casters provide easy mobility.
- Left-side door has two perforated steel storage pockets sized perfectly for 2 liter bottles.
- Easy to assemble using quarter-turn cam fasteners.
- Doors have self-closing cabinet hinges, attractive door pull, and standard lock.
- Handle provided on both left and right legs at a comfortable operating height.
- **Standard Finishes:** Black frame with Anthracite surfaces and shelves.



Model No.	Dimensions	Wt.	List Price
1015HC	45 1/2"L x 21 3/4"W x 42 3/4"H	150#	\$1062

LIGHTED LECTERN

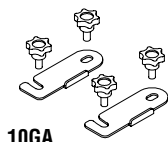
- All steel construction.
- Perforated column detail.
- Platform height adjusts from 33" to 47" in 1" increments without use of tools or knobs.
- Platform at 25° tilt.
- **Standard Finish:** Black or Silver.
- Platform is 21"W x 16"D with paper stop.
- Light included – 25 watt, UL approved, 8' cord.
- Integrated wheels for easy mobility.
- Ships small parcel.



Model No.	Dimensions	Wt.	List Price
1050LT	22"W x 18"D x 51"H	24#	\$314

UNIVERSAL TABLE GANGING KIT

- Designed to connect two table edges together, regardless of T-Mold style.



Model No.	Dimensions	Wt.	List Price
10GA	3 3/4"W x 1 1/2"D x 1"H	1#	\$55

WORKSPACES
DESKS & STORAGE
TABLES
SEATING
HIGH DENSITY STORAGE
MAIL ROOM FURNITURE
TECHNOLOGY FURNITURE
DRAFTING FURNITURE
ACCESSORIES
PRODUCT INDEX

GROMMETS

- Available in Black.
- Field installed grommet holes required.

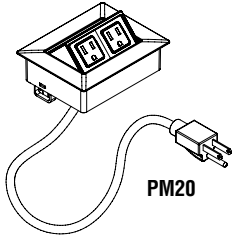
F740



Model No.	Description	Dimensions	Wt.	List Price
F740	Grommet	2 3/4"W x 2 1/8"D	1#	\$24

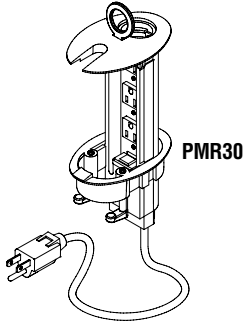
POWER & DATA

- Power & Data options can easily be field installed to Training Table Tops.
- Field cut grommet holes required.
- Not compatible with manufactured cutouts.

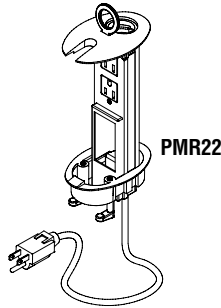


PM20

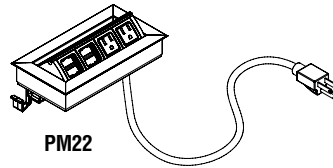
Model No.	Description	Dimensions	Wt.	List Price
PM20	Black, 2 Power Outlets	5 3/8"W x 4 1/4"D	2 1/2#	\$320
PMR30	Black Tower, 3 Power Outlets	3"W x 4 1/2"D x 8"H	1 1/2#	\$214
PMR22	Power & Data with 2 Power & 2 Data (Black)	3"W x 4 1/2"D x 8"H	3#	\$204
PM22	Power & Data with 2 Power & 2 Data (Black or Silver)	8 1/2"W x 4 3/8"D	3#	\$487



PMR30



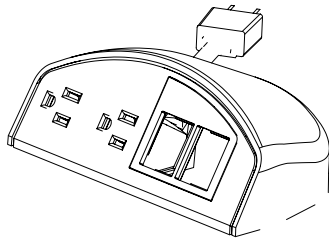
PMR22



PM22

POWER/DATA MODULE

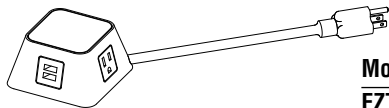
- UL Listed.
- Assembles easily to table tops maximum top thickness: 1 1/4".
- Adaptable voice and data connections to meet most applications.
- Compatible with all commonly used Cat 3, Cat 5, Cat 5e, and Cat 6 jacks.
- 2 data jacks and power outlets.
- 72" 15 amp cord.
- Available in Black only.
- Ships small parcel.



Model No.	Dimensions	Wt.	List Price
350190	6 1/4"W x 2 1/2"H	3#	\$229

WHITE TABLE TOP POWER/DATA MODULE

- 1 Dual charging USB.
- 1 open data port.
- Available in White only.
- 2 power outlets.
- 72" cord with grounded plug.



Model No.	Dimensions	Wt.	List Price
EZTTM	3.88" x 3.88" x 2.0 H	3#	\$375

SEATING



Thesis™ Training Chair & Stool
Living Chair
Gist™ Series
Valoré® Series
Commute® Series
Ultimo™ Leather Series
Mercado™ Leather Series
Comfort Series
Stools
Mercado™ Wood Guest
Santa Cruz® and Prestige Lounge
COSY Social Chair
Bistro Series
Event Series

WORKSPACES

DESKS &
STORAGE

TABLES

SEATING

HIGH DENSITY
STORAGE

MAILROOM
FURNITURE

TECHNOLOGY
FURNITURE

DRAFTING
FURNITURE

ACCESSORIES

PRODUCT
INDEX

THESIS™ TRAINING CHAIR

GIZA/CAP


FAST Freight

QUICK-SHIP

- Stacking and Nesting Chair perfect for meetings, training, conference, classroom and more.
- Seat flips up for compact nesting and movement.
- 3 versions: armless, flip arms or arm & writing surface / tablet.
- Writing surface / tablet automatically moves into storage position as user moves.
- Static Back version features simple design light gray poly backrest for contoured support.
- Standard with painted silver frame and all-purpose soft casters.
- Thesis chairs are available in the custom upholstery program with 150+ graded-in Momentum® fabrics (orders are non-cancellable and non-returnable).
- For graded-in fabrics, please visit www.themomgroup.com/mfg/208 for a complete textile offering.
- Flex Back version features black flexible poly backrest for additional seated comfort and gentle recline with contoured lumbar support.
- Meets ANSI/BIFMA performance criteria.
- 250 lb. weight rating.
- **Ships 2 per carton.**
- Stacks up to 4 High.

THESIS TRAINING CHAIR

Model No.	Description	Outside Dimensions	Seated Area Dimensions	Seat Height	Carton Wt.	Carton Qty.	List Price
KTS1	❖ Chair with Static Back Black Fabric Seat, Arms	22 1/4"W x 22 1/2"D x 33"H	18 1/4"W x 17 1/2"D x 15"H	18"	53#	2	\$806/ctn. (\$403/ea.)
KTS2	❖ Chair with Static Back Black Fabric Seat, No Arms	22 1/4"W x 22 1/2"D x 33"H	18 1/4"W x 17 1/2"D x 15"H	18"	47#	2	\$766/ctn. (\$383/ea.)
KTS3	❖ Chair with Static Back Black Fabric Seat, Tablet	24"W x 26 3/4"D x 33"H	18 1/4"W x 17 1/2"D x 15"H	18"	64#	2	\$1006/ctn. (\$503/ea.)
KTX1	❖ Chair with Flex Back Black Fabric Seat, Arms	22 1/4"W x 21 1/4"D x 33 1/4"H	18 1/4"W x 17 1/2"D x 15"H	18"	50#	2	\$836/ctn. (\$418/ea.)
KTX2	❖ Chair with Flex Back Black Fabric Seat, No Arms	22 1/4"W x 21 1/4"D x 33 1/4"H	18 1/4"W x 17 1/2"D x 15"H	18"	43#	2	\$796/ctn. (\$398/ea.)
KTX3	❖ Chair with Flex Back Black Fabric Seat, Tablet	24"W x 25 1/4"D x 33 1/4"H	18 1/4"W x 17 1/2"D x 15"H	18"	60#	2	\$1036/ctn. (\$518/ea.)



UPHOLSTERED THESIS CHAIRS

GIZA/CAP

• Shipped 2 per carton.

Model No.	Description	2	3	4	5	6	7	8	9	10	X(COM)
KTS1F_	KTS1 Chair with Upholstered Seat	\$1107/ctn. (\$554/ea.)	\$1140/ctn. (\$570/ea.)	\$1173/ctn. (\$587/ea.)	\$1206/ctn. (\$603/ea.)	\$1239/ctn. (\$620/ea.)	\$1272/ctn. (\$636/ea.)	\$1305/ctn. (\$653/ea.)	\$1338/ctn. (\$669/ea.)	\$1371/ctn. (\$686/ea.)	\$1329/ctn. (\$665/ea.)
KTS2F_	KTS2 Chair with Upholstered Seat	\$1063/ctn. (\$532/ea.)	\$1096/ctn. (\$548/ea.)	\$1129/ctn. (\$565/ea.)	\$1162/ctn. (\$581/ea.)	\$1195/ctn. (\$598/ea.)	\$1228/ctn. (\$614/ea.)	\$1261/ctn. (\$631/ea.)	\$1294/ctn. (\$647/ea.)	\$1327/ctn. (\$664/ea.)	\$1276/ctn. (\$638/ea.)
KTS3F_	KTS3 Chair with Upholstered Seat	\$1327/ctn. (\$664/ea.)	\$1360/ctn. (\$680/ea.)	\$1393/ctn. (\$697/ea.)	\$1426/ctn. (\$713/ea.)	\$1459/ctn. (\$730/ea.)	\$1492/ctn. (\$746/ea.)	\$1525/ctn. (\$763/ea.)	\$1558/ctn. (\$779/ea.)	\$1591/ctn. (\$796/ea.)	\$1593/ctn. (\$797/ea.)
KTX1F_	KTX1 Chair with Upholstered Seat	\$1140/ctn. (\$570/ea.)	\$1173/ctn. (\$587/ea.)	\$1206/ctn. (\$603/ea.)	\$1239/ctn. (\$620/ea.)	\$1272/ctn. (\$636/ea.)	\$1305/ctn. (\$653/ea.)	\$1338/ctn. (\$669/ea.)	\$1371/ctn. (\$686/ea.)	\$1404/ctn. (\$702/ea.)	\$1368/ctn. (\$684/ea.)
KTX2F_	KTX2 Chair with Upholstered Seat	\$1096/ctn. (\$548/ea.)	\$1129/ctn. (\$565/ea.)	\$1162/ctn. (\$581/ea.)	\$1195/ctn. (\$598/ea.)	\$1228/ctn. (\$614/ea.)	\$1261/ctn. (\$631/ea.)	\$1294/ctn. (\$647/ea.)	\$1327/ctn. (\$664/ea.)	\$1360/ctn. (\$680/ea.)	\$1316/ctn. (\$658/ea.)
KTX3F_	KTX3 Chair with Upholstered Seat	\$1360/ctn. (\$680/ea.)	\$1393/ctn. (\$697/ea.)	\$1426/ctn. (\$713/ea.)	\$1459/ctn. (\$730/ea.)	\$1492/ctn. (\$746/ea.)	\$1525/ctn. (\$763/ea.)	\$1558/ctn. (\$779/ea.)	\$1591/ctn. (\$796/ea.)	\$1624/ctn. (\$812/ea.)	\$1632/ctn. (\$816/ea.)

OPTIONAL CHAIR GLIDES

Model No.	Description	Wt.	Carton List Price
GLCHAIR4	(4/pk)	1#	\$39

❖ Indicates Quick-Ship model.

THESIS™ STOOL

QUICK-SHIP



FAST Freight

- Stool perfect companion to height-adjustable, bench-height or standing-height workstations.
- Fixed (static) arms.
- Contoured lumbar support.
- Adjustable foot rest (ring).
- Black flexible poly backrest for seated comfort.
- Silver frame with all-purpose soft casters.
- Minimal assembly required.
- Ships 1 stool per carton.
- 250 lb. maximum weight rating.
- Meets ANSI/BIFMA performance criteria.



Model No.	Description	Outside Dimensions	Seat Height	Arm Height	Wt.	List Price
KSX1	Stool with Black Flex Back Black Fabric Seat, Static arms	22.25"W x 20.5" D x 38"-46"H	21.5"-29.5"H	29"-37"H	48#	\$449

LIVING CHAIR

QUICK-SHIP



FAST Freight

The Living Task Chair is an ergonomic task chair that moves with you: passive seat slider is weight activated while flexible elastomer back provides constant back support that adjusts to you as you sit and move naturally. Seat automatically adjusts to user and distributes weight evenly without adjustment.

- Height, Depth, Pivot/Width Arms.
- Pliable back with pivot point construction.
- Available on Quick-Ship program.
- Hip modern look.
- Polished aluminum 5-Star base.
- Meets ANSI/BIFMA performance criteria.
- 250 lb. weight rating.
- Silver Arm accents.
- 150+ Graded-in Momentum Fabric options coming in Q4 2015.
- Outer dimensions: 27" W x 25" D x 38 1/4" - 42 1/4"H.
- Seated area dimensions: 20" W x 18 1/4" D x 20 1/2"H.
- Seat height: 17 3/4" - 21 3/4".
- Arm height (at lowest cylinder setting): 24 1/4" - 27 1/4".
- Available in 3 color combinations: Green Seat / Green Back; Black Seat / Black Back; Black Seat / Gray Back.

LIVING CHAIR TASK PLUS+



Model No.	Description	Wt.	List Price
❖ LV34GG*	Green Seat / Green Back with white frame, aluminum base, chrome cylinder and black pivot arms.	55#	\$873
❖ LV34BB*	Black Seat / Black Back with black frame, aluminum base, chrome cylinder and black pivot arms.	55#	\$873
❖ LV34BG*	Black Seat / Gray Back with black frame, aluminum base, aluminum base, chrome cylinder and black pivot arms	55#	\$873

*Limited quantities available

❖ Indicates Quick-Ship model.

GIST™ SERIES

GIZA/CAP

GIST™ SERIES CHAIRS

Not *just* another chair – **Gist** is a seating solution for every office environment - multiple customizable adjustments including back support.

- Mesh Highback with black mesh woven with curved silver strands that reflect light.
- Soft, pressure fit back support with vertical adjustment to fit any user.
- Minimal 4 step assembly (attach back casters to base, insert cylinder, place seat on top).
- 300 lb. maximum weight rated.
- Meets ANSI/BIFMA performance requirements.
- Can ship via small parcel.

QUICK-SHIP

TASK & TASK PLUS+

- Gist Task & Task Plus+ options standard with synchro tilt mechanism, height adjustment, seat slider, tilt tension and tilt lock.
- Outer dimensions: 26 1/2"W x 23 to 25"D x 37 3/4 to 41 3/4"H (Width on Plus+ is 25 1/2 to 27").
- Seated area dimensions: 18"W x 17 1/2 to 19 1/2"D x 22 1/4"H (Width on Plus+ is 18 to 19 1/2").
- Seat height: 17 1/2 to 21".
- Shipping weight: 50# 1/carton.
- Arm height 24.75" at lowest cylinder setting.



GS22/GS33

Model No.	Description	Wt.	List Price
Gist Task			
❖ GS22	Silver/Black Mesh Back, Black fabric seat Black base, cylinder & casters Height adjustable T-arms and Back Support	50#	\$582
Gist Task Plus+			
❖ GS33	Silver/Black Mesh Back, Black fabric seat Black cylinder & casters, Polished Aluminum Base Height & width adjustable T-arms and Back Support	50#	\$682

QUICK-SHIP

MULTI-PURPOSE SEATING

- Gist Multi-Purpose chair is standard with height adjustment, swivel tilt mechanism, tilt tension and tilt lock.
- Outer dimensions: 26 1/2"W x 22 1/2"D x 37 3/4 to 41 3/4"H.
- Seated area dimensions: 18"W x 17 1/2"D x 20 3/4"H.
- Seat height: 17 1/2 to 21".
- Shipping weight: 48# 1/carton.
- Arm height 24" at lowest cylinder setting.



GS11

Model No.	Description	Wt.	List Price
❖ GS11	Silver/Black Mesh Back, Black fabric seat Black base, cylinder & casters Fixed T-arms and Back Support	48#	\$499

UPHOLSTERED GIST™ SERIES

UPHOLSTERED GIST™ SERIES CHAIRS

Gist chairs are available in the custom upholstery program. Upholstered orders are non-cancellable and non-returnable.

- Refer to online upholstery fabric card (#FABCARD) for current standard carded options.
- For graded-in fabrics, visit www.themomgroup.com/mfg/208 for a complete textile offering.
- Quick-Ship fabrics: Expo Latte/Sprout/Oasis (grade 2), Fuse Pepper (grade 2), Origin Jet (grade 2), or Canter Onyx (polyurethane (grade 2)).
- COM Program available. See separate order form at the back of Price Book for guidelines.
- Soft, pressure fit back support with vertical adjustment to fit any user.
- 300 lb. maximum weight rated.
- CA117 approved.
- Meets ANSI/BIFMA performance requirements.
- Minimal 4 step assembly (attach back casters to base, insert cylinder, place seat on top).
- **Available in: Silver/Black or Black Only Mesh Back.**
- Can ship via small parcel.

QUICK-SHIP **GSA***

UPHOLSTERED TASK & TASK PLUS+

- Task & Task Plus+ chairs are standard with synchro tilt mechanism, height adjustment, seat slider, tilt tension and tilt lock.
- Outer dimensions: 26 1/2"W x 23 to 25"D x 37 3/4 to 41 3/4"H (Width on Plus+ is 25 1/2 to 27").
- Seated area dimensions: 18"W x 17 1/2 to 19 1/2"D x 22 1/4"H (Width on Plus+ is 18 to 19 1/2").
- Seat height: 17 1/2 to 21".
- Shipping weight: 50# 1/carton.
- Arm height 24.75" at lowest cylinder setting.



GS22F/GS33F

Model No.	Description	Custom Fabric Grade (Suffix)									
		2	3	4	5	6	7	8	9	10	X(COM)
Gist Task											
❖ GS22F	Silver/Black or Black Mesh Back, Upholstered Seat. Black cylinder & casters. Height adjustable T-arms and Back Support.	\$673	\$706	\$739	\$772	\$805	\$838	\$871	\$904	\$937	\$740
Gist Task Plus+											
❖ GS33F	Silver/Black or Black Mesh Back, Upholstered Seat. Black cylinder & casters, Polished Aluminum Base, Height & width adjustable T-arms & Back Support.	\$783	\$816	\$849	\$882	\$915	\$948	\$981	\$1014	\$1047	\$861

QUICK-SHIP **GSA***

UPHOLSTERED MULTI-PURPOSE SEATING SOLUTION

- Gist Multi-Purpose can be used anywhere - office, conference room, meeting area and more.
- Multi-Purpose chair is standard with height adjustment, swivel tilt mechanism, tilt tension and tilt lock.
- Outer dimensions: 26 1/2"W x 22 1/2"D x 37 3/4 to 41 3/4"H.
- Seated area dimensions: 18"W x 17 1/2"D x 20 3/4"H.
- Seat height: 17 1/2 to 21".
- Shipping weight: 48# 1/carton.
- Arm height 24" at lowest cylinder setting.



GS11F

Model No.	Description	Fabric Grade (Suffix)									
		2	3	4	5	6	7	8	9	10	X(COM)
❖ GS11F	Silver/Black or Black Mesh Back, Upholstered seat. Black base, cylinder & casters. Fixed T-arms and Back Support.	\$582	\$615	\$648	\$681	\$714	\$747	\$780	\$813	\$846	\$640

❖ Indicates Quick-Ship model.

*Custom upholstered versions on GSA

VALORÉ® TRAINING SERIES

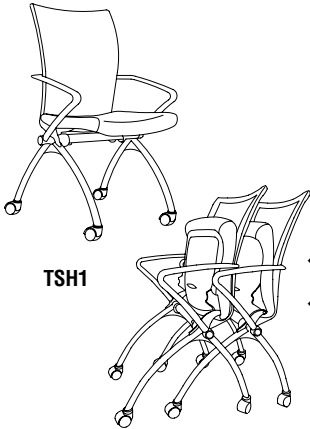


Lightweight, flexible and comfortable Seating designed with training in mind.

- Comfortable mesh and fabric combo with a gentle recline action.
- Seats flip allowing for compact, nesting storage.
- A compact 6 1/2" between chairs when nested. (TSH1/TSH2).
- Dual-hooded, all-purpose casters.

- Meets ANSI/BIFMA performance requirements.
- 25" Arm height.
- Shipped 2 per box. (except TSH3).
- 250 lb. weight rating.
- Shipped assembled, simple caster attachment required.

HIGH-BACK CHAIR



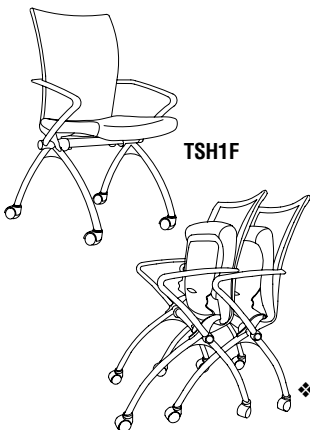
- CA133 approved.
- TSH1 with integrated arms. TSH2 without arms.
- Standard with Chrome legs.
- These chairs are available on both the Quick Ship and Fast Freight delivery programs with no quantity limitations.
- **Available in:** Silver, Black, Orange or Red mesh with Black fabric seats.

Model No.	Outside Dimensions	Seated Area Dimensions	Seat Height	Wt.	Carton List Price
❖TSH1	23"W x 24"D x 36 1/2"H	19"W x 17"D x 18"H	18 1/2"	53#	\$906/ctn. (\$453/ea.)
❖TSH2	20"W x 24"D x 36 1/2"H	18 3/4"W x 17"D x 18"H	18 1/2"	50#	\$874/ctn. (\$437/ea.)

HIGH-BACK CHAIRS UPHOLSTERED



Enhance your training environment with a perfect blend of seating comfort and custom upholstery*. Mobile chairs with breathable mesh backs and a gentle recline action. Mix and match your choice of frame finishes with any Momentum® Textile. **New** Silver legs/frame option to coordinate with Flip-N-Go® tables and e5.



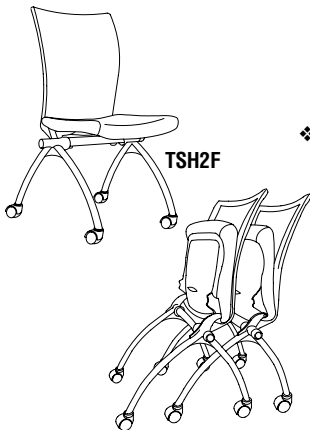
- Select chair with arms (TSH1F) or without arms (TSH2F).
- Outside Dimensions: 23"W x 24"D x 36 1/2"H.
- Seated Area Dimensions: 19"W x 17"D x 18"H.
- Seat Height: 18 1/2".
- CA117 Approved.
- Standard with black mesh seatback only.
- Legs/frame available in Black (B) powder-coat, (C) Chrome, or Silver (S) finish.
- Professionally upholstered in either fabric or polyurethane.
- Number following color code (below) represents fabric grade.
- For graded fabrics, please visit www.themomgroup.com/mfg/208 for a complete textile offering and memo samples.
- Upholstered orders are non-cancellable and non-returnable.
- **See separate order form at the back of the price book for COM fabric guidelines.**

❖ **Quick-Ship (maximum 25 cartons):**

Frame: Black, Chrome, or Silver (NEW)

***Seat Upholstery Options:** Expo Latte/Sprout/Oasis (2), Origin Jet (2), Fuse Pepper (2), or Canter Onyx (polyurethane) (2).

NOTE: 14 additional fabrics available on a 10-day lead time. COM Fabric is a 20-day lead time once fabric is approved by Mayline.



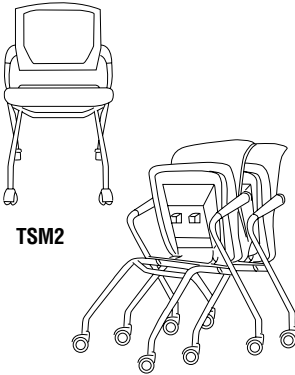
Armed Model No.	Armless Model No.	Fabric Grade	TSH1F Carton List Price	TSH2F Carton List Price
❖ TSH1F2	❖ TSH2F2	2	\$1225/ctn. (\$613/ea.)	\$1190/ctn. (\$595/ea.)
TSH1F3	TSH2F3	3	\$1293/ctn. (\$647/ea.)	\$1258/ctn. (\$629/ea.)
TSH1F4	TSH2F4	4	\$1362/ctn. (\$681/ea.)	\$1327/ctn. (\$664/ea.)
TSH1F5	TSH2F5	5	\$1430/ctn. (\$715/ea.)	\$1397/ctn. (\$699/ea.)
TSH1F6	TSH2F6	6	\$1498/ctn. (\$749/ea.)	\$1465/ctn. (\$733/ea.)
TSH1F7	TSH2F7	7	\$1569/ctn. (\$785/ea.)	\$1533/ctn. (\$767/ea.)
TSH1F8	TSH2F8	8	\$1637/ctn. (\$819/ea.)	\$1602/ctn. (\$801/ea.)
TSH1F9	TSH2F9	9	\$1705/ctn. (\$853/ea.)	\$1670/ctn. (\$835/ea.)
TSH1F10	TSH2F10	10	\$1773/ctn. (\$887/ea.)	\$1740/ctn. (\$870/ea.)
TSH1FX	TSH2FX	COM	\$1344/ctn. (\$672/ea.)	\$1309/ctn. (\$655/ea.)

❖ Indicates Quick-Ship model.

*Custom upholstered versions on GSA

MID-BACK CHAIR

FAST Freight QUICK-SHIP



- Comfortable mesh backs with black fabric cushions.
- Chair frames are a standard powder-coated silver finish.
- CA117 approved.
- Arm height is 26".
- **Available in:** Black, Orange or Burgundy mesh with Black fabric seats.
- Compact, nesting storage.
- Standard arms and dual-hooded casters.
- Shipped assembled, 2 per box.
- 250 lb. rating.

Model No.	Outside Dimensions	Seated Area Dimensions	Seat Height	Wt.	Carton List Price
❖ TSM2	21 1/2"W x 24 1/2"D x 36"H	18"W x 17"D x 17 1/2"H	18 1/2"	42#	\$606/ctn. (\$303/ea.)

HEIGHT ADJUSTABLE TASK CHAIR

FAST Freight QUICK-SHIP



- Basic height adjustable task chair.
- Standard arms.
- Shipped 1 per box.
- Meets ANSI/BIFMA performance requirements.
- **Available in:** Silver, Black, Orange or Red mesh with Black fabric seats.
- 5-Star, 27" aluminum base.
- 250 lb. rating.
- CA133 approved.

Model No.	Outside Dimensions	Seated Area Dimensions	Seat Height	Wt.	Carton List Price
❖ TSH3	23 1/2"W x 20 1/2"D x 36 1/2" - 40 1/4"H	19 1/2"W x 17"D x 18"H	18 1/2" - 22 1/4"	33#	\$628

OPTIONAL CHAIR GLIDES

- Alternative to casters for any non-rolling application.
- Available for the TSH1 & TSH2 High Back and TSM2 Mid-Back chairs.
- Kit consists of 4 black, plastic push fit Glides.

Model No.	Wt.	Carton List Price
CHAIRGL	1#	\$37

OPTIONAL CHAIR CASTERS

- Soft casters for hard surface applications.
- Not for use with Big & Tall Series.

Model No.	Wt.	Carton List Price
SCC (5-Pack)	12#	\$58
SCC4 (4-Pack)	11#	\$48

❖ Indicates Quick-Ship model.

TASK & EXECUTIVE



Simple to spec solution for today's office environment. Fits users from small to tall, simply by leveraging the seat slider (standard on Task and Executive models). Mesh or upholstered back, Back* or Chrome 'kits' allow this design to adapt to any environment.

- Task & Executive solutions standard with synchro-tilt mechanism and 2 1/4" travel seat slider, tilt tension, and tilt lock.
- Black mesh back with Momentum[®] upholstered seats.
- Outer dimensions: 25"W x 23"-25"D x 41"-45"H.
- Seated area dimensions: 18"W x 18"D x 22"H.
- Seat height 19" - 23".
- Shipping weight 50 lbs.
- 250 lb. maximum weight rated.
- Shipped nearly assembled (attach cylinder, base & casters) 1/carton.
- Refer to online upholstery fabric card (#FABCARD) for current standard carded options.
- For graded fabrics, visit www.themomgroup.com/mfg/208 for a **complete** textile offering and memo samples.
- Black cylinder, base and T-arms.
- Arm height 26" at lowest cylinder setting.
- Meets ANSI/BIFMA performance requirements.
- Custom upholstered orders are non cancellable and non-returnable.
- COM Program available. Refer to COM Program Order Form & guidelines.

* **Quick-Ship Fabrics for mesh back chairs with arms (either Black or Chrome base kits): Expo Latte/Sprout/Oasis (grade 2), Fuse Pepper (grade 2), Origin Jet (grade 2), or Canter Onyx (polyurethane, grade 2)**


QUICK-SHIP


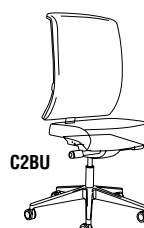
COMMUTE TASK SOLUTIONS UPHOLSTERED

Model No.	Description	Custom Fabric Grade (Suffix)									
		2	3	4	5	6	7	8	9	10	X(COM)
 C1BB	Black Mesh Back, Upholstered seat	❖ \$790	\$829	\$869	\$910	\$949	\$990	\$1030	\$1069	\$1110	\$868
	Black base, cylinder & casters Height adjustable T-arms										
 C2BB	Black Mesh Back, Upholstered seat	❖ \$704	\$744	\$783	\$824	\$864	\$904	\$944	\$983	\$1024	\$774
	Black base, cylinder & casters No Arms										

Note: If selecting back and seat fabrics of different grades, the higher grade fabric pricing will be utilized.


QUICK-SHIP

COMMUTE EXECUTIVE SOLUTIONS

Model No.	Description	Custom Fabric Grade (Suffix)									
		2	3	4	5	6	7	8	9	10	X(COM)
 C1BU*	Fully Upholstered Back and seat	\$1063	\$1148	\$1183	\$1223	\$1263	\$1304	\$1343	\$1389	\$1423	\$1169
	Black base, cylinder & casters Height adjustable T-arms										
 C2BU*	Fully Upholstered Back and seat	\$977	\$1063	\$1097	\$1137	\$1177	\$1218	\$1257	\$1304	\$1338	\$1075
	Black base, cylinder & casters No Arms										

Note: If selecting back and seat fabrics of different grades, the higher grade fabric pricing will be utilized.

*Limited quantities available for both models C1BU and C2BU.

❖ Indicates Quick-Ship model.

*Custom upholstered versions on GSA

COMMUTE MULTI-PURPOSE SOLUTIONS

Commute multi-purpose chairs are versatile enough to work in any conference or meeting area, and mix well with open plan environments as well.

- Seating solution, either with loop arms or without arms, standard with swivel-tilt mechanism.
- Black mesh back with your choice of Momentum Textiles for upholstered seats.
- Black kit (cylinder, base, Loop arms, caster hub) to perfectly complement your environment.
- Outer dimensions with arms: 24"W x 24"D x 40 1/4" - 44 1/4"H.
- Seated area dimensions with arms: 20"W x 18"D x 21 1/2"H.
- Shipped nearly assembled (attach cylinder, base & casters) 1/carton.
- Refer to online upholstery fabric card (#FABCARD) for current standard carded options.
- For graded fabrics, visit www.themomgroup.com/mfg/208 for a complete textile offering and memo samples.
- Arm height 26.75" at lowest cylinder setting (model B3BB).
- Seat height 18 3/4"- 22 3/4".
- Shipping weight 50 lbs.
- 250 lb. maximum weight rated.



B2BB



B3BB

Model No.	Description	Custom Fabric Grade (Suffix)									
		2	3	4	5	6	7	8	9	10	X(COM)
B2BB	Black Mesh Back, Upholstered seat Black base, cylinder & casters No Arms	\$605	\$646	\$685	\$725	\$766	\$805	\$846	\$886	\$925	\$666
B3BB	Black Mesh Back, Upholstered seat Black base, cylinder & casters Loop Arms	\$674	\$714	\$754	\$794	\$834	\$875	\$914	\$954	\$994	\$741

ULTIMO™ LEATHER SERIES

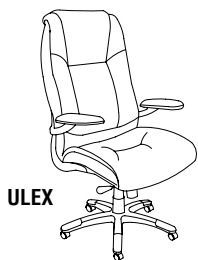


Soft and supple top-grain leather defines these luxurious yet economical choices of seating for the office and conference room. Generous-sized deep cushions feature sculpted padding for support. Padded leather armrests add to comfort.

- Top grain cowhide leather on all seated surfaces.
- Some assembly required.
- Molded foam for plush, comfortable feel.
- Due to the density of the foam, the seating range may vary by 1/2" in either direction.
- All Ultimo models in all finishes are available on both the Quick-Ship and Fast Freight delivery programs with no quantity limitations.
- 250 lb. weight rating.
- All Ultimo Chairs can ship via UPS/FedEx. See Terms & Conditions.
- Meets ANSI/BIFMA performance requirements.

SERIES 100

HIGH-BACK



ULEX

- Generously-sized sculpted deep cushions.
- Padded leather cantilevered armrests.
- Deluxe knee-tilt control.
- **Finishes:** Black/Gunmetal Gray Frame
Burgundy/Gunmetal Gray Frame

Model No.	Outside Dimensions	Seated Area Dimensions	Seat Height	Wt.	List Price
❖ ULEX	31"W x 32"D x 48"-51"H	20"W x 20"D x 30"H	19"-22"	75#	\$1232

MID-BACK



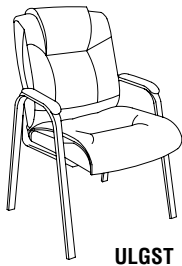
ULMGR

- Sculpted cushions.
- Padded leather loop armrests.
- **Finishes:** Black/Gunmetal Gray Frame.
- Deluxe knee-tilt control.

Model No.	Outside Dimensions	Seated Area Dimensions	Seat Height	Wt.	List Price
❖ ULMGR	27"W x 30"D x 39"-42"H	21"W x 20"D x 24"H	19"-22"	60#	\$1020

❖ Indicates Quick-Ship model.

*Custom upholstered versions on GSA

GUEST

ULGST

- Sculpted cushions.
- Padded leather armrests.
- Tubular steel frame.

- **Finishes:** Black/Gunmetal Gray Frame.

Model No.	Outside Dimensions	Seated Area Dimensions	Seat Height	Wt.	List Price
❖ ULGST*	24"W x 28"D x 38"H	20"W x 19"D x 20"H	20"	35#	\$742

* Note: Limited quantities available.

SERIES 200**MID-BACK**

UL230M

- Ultra soft, perforated leather cushions.
- Padded leather loop armrests.
- Deluxe knee-tilt control.

- **Finishes:** Black/Gunmetal Gray Frame.

Model No.	Outside Dimensions	Seated Area Dimensions	Seat Height	Wt.	List Price
❖ UL230M	27"W x 29 1/2"D x 40 1/4"-43 1/4"H	21"W x 20"D x 23"H	20 1/4"-23 1/4"H	55#	\$972

SERIES 300**HIGH-BACK**

UL350H

- Thickly padded contoured leather seat and back.
- Padded leather loop armrests.
- Deluxe knee-tilt control.

- Pronounced lumbar support.
- **Finishes:** Black/Slate Frame.

Model No.	Outside Dimensions	Seated Area Dimensions	Seat Height	Wt.	List Price
❖ UL350H	26 3/4"W x 29 1/2"D x 42 1/2"-45 1/2"H	20 1/2"W x 19 3/4"D x 25 1/4"H	20 1/4"-23 1/4"H	64#	\$1103

MID-BACK WITH SYNCHRO-TILT

UL330M

- Same features as UL350H but with 2-to-1 synchro-tilt control.
- Adjustable height and width, padded leather armrests.

- **Finishes:** Black/Slate Frame.

Model No.	Outside Dimensions	Seated Area Dimensions	Seat Height	Wt.	List Price
❖ UL330M	24 1/2"-26 1/2"W x 24 1/2"D x 38 1/2"-41 1/2"H	20 3/4"W x 18"D x 19"H	19 1/2"-22 1/2"H	61#	\$917

SERIES 500**EZ-ASSEMBLE HIGH-BACK**

UL550HEZ

- Easy to assemble, no tools required.
- Accented with gathered seams on seat and back.
- Padded leather loop armrests.
- Does not ship small parcel.

- Durable steel frame construction.
- **Finishes:** Black/Slate Frame.

Model No.	Outside Dimensions	Seated Area Dimensions	Seat Height	Wt.	List Price
❖ UL550HEZ	26 1/2"W x 30"D x 46 1/4"-49 1/4"H	20 3/4"W x 20"D x 25 3/4"H	20 1/2"-23 1/2"H	63#	\$1234

MERCADO™ LEATHER SERIES



Soft and supple leather defines these comfortable and luxurious yet economical choices of seating for the office and conference room.

- Genuine leather on all seated surfaces.
- Some assembly required.
- All Mercado Chairs can ship via small parcel. See Terms & Conditions.
- Due to the density of the foam, the seating range may vary by 1/2" in either direction.
- All models in all finishes are available on both the Quick-Ship and Fast Freight delivery programs with no quantity limitations.
- 250 lb. load rating for all Mercado Leather and Wood Chairs.

PRESIDENT CHAIR



- Deep pillow-style cushions for comfort.
- Chrome finished cast aluminum armrests with leather padding.
- Tilt tension and tilt lock.
- Available in Black Leather.
- Cast aluminum five-star base with chrome finish.
- Swivel seat with pneumatic height adjustment.
- Deluxe knee tilt control.

Model No.	Outside Dimensions	Seated Area Dimensions	Seat Height	Wt.	List Price
❖ PR	25"W x 28"D x 45"-48"H	19"W x 19"D x 27"H	19"-22"	65#	\$816

ALLIANCE CHAIR



- Cast aluminum five-star base with Chrome finish.
- Swivel seat with pneumatic height adjustment.
- Available in Black.
- Black nylon armrests.
- Tilt tension and tilt lock.

Model No.	Outside Dimensions	Seated Area Dimensions	Seat Height	Wt.	List Price
❖ AL	25"W x 31"D x 39"-42"H	20"W x 19"D x 22"H	20"-23"	42#	\$636

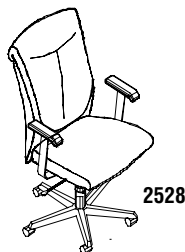
2522 CHAIR



- Black leather/mesh fabric combo on all seated surfaces.
- Pneumatic seat height adjustment with center pivot.
- Chrome, 5-star base.
- Adjustable arms.

Model No.	Outside Dimensions	Seated Area Dimensions	Seat Height	Wt.	List Price
❖ 2522	26 1/2"W x 26"D x 38 1/2"-43"H	19 1/2"W x 17 1/2"D x 19"H	19 1/2"-24"	40#	\$517

2528 CHAIR



- Black leather seated surfaces.
- Pneumatic seat height adjustment.
- Center pivot.
- Black nylon, 5-star base.
- Adjustable arms.

Model No.	Outside Dimensions	Seated Area Dimensions	Seat Height	Wt.	List Price
❖ 2528	27"W x 28"D x 39 1/2"-43 1/2"H	19 3/4"W x 19"D x 25"H	18 1/2"-22 1/2"	44#	\$529

❖ Indicates Quick-Ship models.

WORKSPACES
DESKS & STORAGE
TABLES
SEATING
HIGH DENSITY STORAGE
MAIL ROOM FURNITURE
TECHNOLOGY FURNITURE
DRAFTING FURNITURE
ACCESSORIES
PRODUCT INDEX

3200 CHAIR

3200

- Black fabric seat with Black or Silver mesh back.
- Pneumatic seat height adjustment.
- Adjustable arms (height and width).
- Synchro-tilt.
- Adjustable lumbar support.
- Tilt tension.

Model No.	Outside Dimensions	Seated Area Dimensions	Seat Height	Wt.	List Price
❖ 3200X	24 3/4"W x 23 1/2"D x 38"-41"H	18"W x 18 1/2"D x 20 1/2"H	17 1/2"-20 1/2"	55#	\$399

2547 CHAIR

2547

- Black leather seated surfaces.
- Pneumatic seat height adjustment.
- Loop arms.
- Black nylon, 5-star base.
- Center pivot.
- Minimal assembly required; back and seat come attached.

Model No.	Outside Dimensions	Seated Area Dimensions	Seat Height	Wt.	List Price
❖ 2547	25"W x 29 1/2"D x 38"-42"H	20 1/2"W x 20"D x 19"H	19"-23"	55#	\$541

CORSICA CHAIR

CS

- Deep cushioned seat and back in Black leather.
- Swivel seat with pneumatic height adjustment.
- Deluxe knee tilt control.
- Wood five star base in choice of Sierra Cherry or Mahogany finish to match laminate and veneer casegoods.
- Solid wood armrests with Black leather padding.
- Tilt tension and tilt lock.

Model No.	Outside Dimensions	Seated Area Dimensions	Seat Height	Wt.	List Price
❖ CS	28"W x 29"D x 47"-50"H	22"W x 20"D x 29"H	19"-22"	68#	\$827

❖ Indicates Quick-Ship models.

COMFORT SERIES



All of the chairs in the Comfort Series provide a balanced seating environment to help reduce stress on the muscles of the thighs, back, neck and shoulders.

- Easy to turn knob adjusts resistance to lumbar area for customized support of lower back.
- The inflatable lumbar support on all models is orthopedically designed to give customized adjustment.
- Swivel seat with pneumatic height adjustment.
- Five-star base with dual hooded casters.
- Some assembly required.
- 250 lb. rating.
- Several models feature a suspended tailbone cut-out that allows the tailbone to free float, reducing fatigue and pressure on the lower back.
- Durable acrylic/poly blend upholstery in Gray and Black.
- All Comfort Chairs (except 9413AG) can ship via small parcel. See Terms & Conditions.
- All models in all finishes are available on both the Quick-Ship and Fast Freight delivery programs with no quantity limitations.

EXECUTIVE HIGH BACK CHAIR



9413AG

- Tailbone cut-out in seat cushion.
- Tilt, tilt tension and tilt lock controls.
- High back with waterfall seat design.
- One-piece seat frame construction.
- Does not ship via small parcel.
- Available in Gray or Black fabric. Also available in Black leather (L-suffix).
- T-shaped arms are height adjustable and have comfortable impact resistant urethane arm rests.



9413AGL

Model No.	Outside Dimensions	Seated Area Dimensions	Seat Height	Wt.	Fabric	Leather
					List Price	List Price
❖ 9413AG	27"W x 27 1/4"D x 44 3/4-48 1/4"H	21"W x 18 1/2"D x 26"H	18 3/4"-22 1/4"	53#	\$1017	\$1185

L Suffix

EXECUTIVE POSTURE CHAIR



9414AG

- Tailbone cut-out in seat cushion.
- 2 1/2" ratchet back height adjustment for optimal lumbar location.
- Waterfall seat design.
- **Multi-Function** – Three levers to modify angle of back relative to the seat, control tilt and forward tilt for keyboard intensive activities. Tilt is free float or locking within a fixed range.
- Available in Gray or Black fabric.
- Included T-shaped arms are height adjustable and have comfortable impact resistant urethane arm rests.

Model No.	Outside Dimensions	Seated Area Dimensions	Seat Height	Wt.	Fabric List Price
❖ 9414AG	26"W x 24 3/4"D x 40 3/4"-44 1/4"H	20 1/2"W x 19"D x 24-26 1/2"H	16 3/4"-20 1/4"	43#	\$896

❖ Indicates Quick-Ship model.

COMFORT SERIES (CONTINUED)

CONTOURED SUPPORT CHAIR

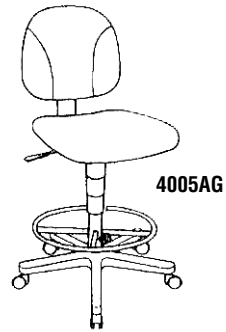


4019AG

- Contoured back and tractor style seat to help eliminate fatigue.
- 2 1/2" ratchet back height adjustment for optimal lumbar location.
- **Multi-Function** – Three levers to modify angle of back relative to the seat, control tilt and forward tilt for keyboard intensive activities. Tilt is free float or locking within a fixed range.
- Available in Gray or Black fabric.
- T-shaped arms are height adjustable and have comfortable impact resistant urethane arm rests.

Model No.	Outside Dimensions	Seated Area Dimensions	Seat Height	Wt.	List Price
❖ 4019AG	27"W x 25"D x 41 3/4"-45 3/4"H	21"W x 18 1/2"D x 24-26 1/2"H	17 1/2"-21"	44#	\$768

SWIVEL TASK STOOL



4005AG

- Twist and lock height adjustable footrest.
- Swivel seat with pneumatic height adjustment.
- Durable acrylic/poly blend upholstered in Gray or Black fabric.
- Five-star base with dual hooded casters and optional Black nylon arms.
- Back height adjustment.
- Seat depth adjustment.
- **Optional** T-shaped arms are height adjustable and have comfortable impact resistant urethane arm rests. (order separately)

Model No.	Outside Dimensions	Seated Area Dimensions	Seat Height	Wt.	List Price
❖ 4005AG	21"W x 24 1/2"D x 40"-50"H	21"W x 19"D x 17"-19 1/2"H	23"-33"	34#	\$645
❖ 12ADJARM	3"W x 9 1/2"D x 9 1/2"-12"H	8-position arms		7#	\$171

❖ Indicates Quick-Ship model.

COMFORT SERIES – BIG & TALL



All of the chairs in the Comfort Series provide a balanced seating environment to help reduce stress on the muscles of the thighs, back, neck and shoulders.

- Easy to turn knob adjusts resistance to lumbar area for customized support of lower back.
- Swivel seat with pneumatic height adjustment.
- Oversized, cast aluminum. Five-star base with dual hooded casters.
- All models in all finishes are available on both the Quick-Ship and Fast Freight delivery programs with no quantity limitations.
- All Big & Tall Chairs can ship via small parcel. See Terms & Conditions.
- Steel reinforced seat plate.
- Some assembly required.

BIG & TALL PIVOT ARM CHAIR



6446AG

- Supports up to 500 lbs.
- Heavy duty, high density foam in cushions.
- 18° tilt.

- Arms pivot out of the way to allow chair to roll up close to desk.
- Available in Gray or Black fabric or Black leather.
- Meets ANSI/BIFMA performance requirements.

Model No.	Outside Dimensions	Seated Area Dimensions	Seat Height	Wt.	Fabric	Leather
					List Price	List Price
						L Suffix
❖ 6446AG	29"W x 28"D x 45"-49"H	23"W x 21"D x 28"H	19 1/4"-23 1/4"	65#	\$1166	\$1299



6446AGL

BIG & TALL EXECUTIVE CHAIR



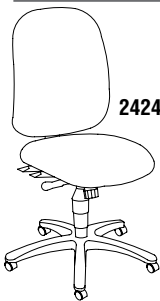
1801AG

- Supports up to 500 lbs.
- Available in Gray or Black fabric or Black leather (L-Suffix).

- Heavy duty, high density foam in cushions.
- Meets ANSI/BIFMA performance requirements.

Model No.	Outside Dimensions	Seated Area Dimensions	Seat Height	Wt.	Fabric	Leather
					List Price	List Price
						L Suffix
❖ 1801AG	27"W x 27"D x 44"-48"H	22"W x 19"D x 27"H	19"-23"	69#	\$1034	\$1163

24-HOUR HIGH PERFORMANCE CHAIR



2424AG

- Supports up to 300 lbs.
- Seat cushion features memory foam.
- Multi-function chair control allows the seat and back angle to be independently adjusted.
- Chair seat tilts both forward and rearward with tilt tension adjustment.
- **Optional** T-shaped arms are height adjustable and have comfortable impact resistant urethane arm rests.
- Sculpted back has pronounced lumbar support for maximum lower back comfort.
- Back is height adjustable for precise positioning of the lumbar area.
- Available in Gray, or Black fabric. Also available in Black Leather (add L-suffix).

Model No.	Outside Dimensions	Seated Area Dimensions	Seat Height	Wt.	Fabric	Leather
					List Price	List Price
						L Suffix
❖ 2424AG	21"W x 29"D x 42"-45"H	21"W x 20"D x 23"H	19"-22"	58#	\$782	\$913
❖ 12ADJARM	3"W x 9 1/2"D x 9 1/2"-12"H	8-position arms		7#	\$171	



2424AGL

❖ Indicates Quick-Ship models.

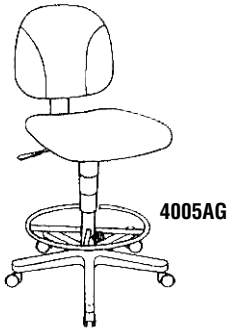
STOOLS

GIZA/CAP

FAST Freight

QUICK-SHIP

SWIVEL TASK STOOL

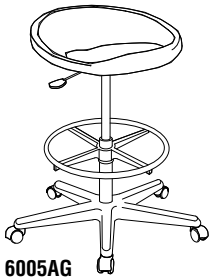


- Easy turn Lumbar support is designed for customized adjustment.
- Swivel seat with pneumatic height adjustment.
- Durable acrylic/poly blend upholstered in Gray or Black.
- Five-star base with dual hooded casters and optional Black nylon arms.
- Twist and lock, height adjustable foot ring.
- Back height adjustment.
- Seat depth adjustment.
- Can ship via small parcel.
- 250 lb. rating.
- Meets ANSI/BIFMA performance requirements.
- **Optional** T-shaped arms are height adjustable and have comfortable impact resistant urethane arm rests.

Model No.	Outside Dimensions	Seated Area Dimensions	Seat Height	Wt.	List Price
❖ 4005AG	21"W x 24"D x 40"-50"H	21"Wx19"Dx18"-20"H	23"-33"	40#	\$645
❖ 12ADJARM	3"W x 9 1/2"D x 9 1/2"-12"H	8-position arms		7#	\$171

SWIVEL TECH STOOL

Versatile mobile stool perfect for technical applications at home or at work. Perfect companion to height-adjustable tables, Techworks® or drafting workstations



- Molded Polyurethane Seat provides Sculpted Comfort and Support.
- Backless Design for Mobility.
- Chrome Foot Ring with twist and lock height adjustment.
- Durable and easy to clean seat.
- Adjustable seat height for application flexibility.
- 250 lb. rating.
- Meets ANSI/BIFMA performance requirements.
- Can ship via small parcel.

Model No.	Outside Dimensions	Seated Area Dimensions	Seat Height	Wt.	List Price
6005AG	18 3/4"W x 17 1/2"D x 25 1/2-35"H	17"Wx14 1/4"Dx3 3/4"H	21 3/4"-31 1/4"	35#	\$311

- Can be used on all Mayline® seating.

Model No.	List Price
LCC Optional 5 pack locking casters	\$58

Locks when user stands up

THESIS™ STOOL

- Stool perfect complement to Bench-Height or Standing Height Workstations.
- Adjustable Foot Rest.
- Silver Frame standard with all-purpose soft casters.
- Chrome foot ring with twist and lock adjustment.
- Adjustable seat height.
- Ships 1/carton.



Model No.	Description	Wt.	List Price
❖ KSX1	Stool with Black Flex Back Black Fabric Seat, Static Arms	48#	\$449

❖ Indicates Quick-Ship models.

GIZA/CAP

FAST Freight

QUICK-SHIP

MERCADO™ WOOD GUEST SERIES

WOOD GUEST SEATING

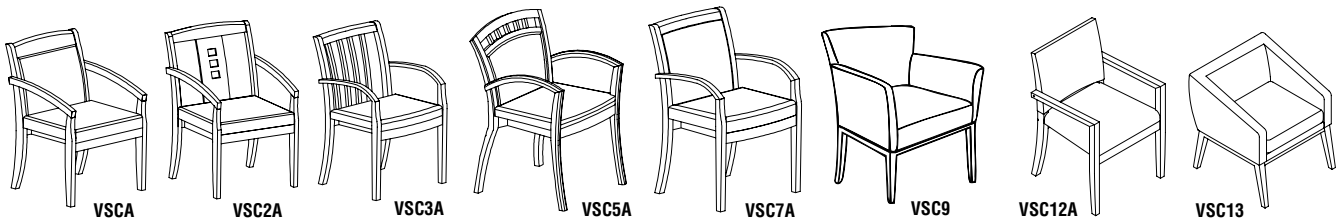
Stylish designs of solid wood and genuine leather beautify any private office or reception area.

- Fully assembled frame, simple seat attachment required.
- Supports up to 250 lbs.
- Shipped 2 per carton (VSC9 & VSC13 shipped 1 per carton).
- Genuine leather on all seated surfaces.
- Can ship via small parcel.

FINISH MATRIX

Model No.	Black/Black	Sierra Cherry/Black	Mahogany/Black	Bourbon Cherry/Black	Espresso/Black	Espresso/Cream	Medium Cherry/Black	Maple/Black
VSCA	✓	✓	✓	-	-	-	✓	✓
VSC2A	-	✓	✓	-	✓	-	-	-
VSC3A	-	-	-	✓	✓	-	✓	✓
VSC5A	✓	✓	✓	✓	-	✓	-	-
VSC7A	-	✓	✓	-	-	✓	-	-
VSC9	✓	✓	✓	-	-	-	-	-
VSC10A	✓	✓	✓	-	-	-	-	-
VSC11A	✓	✓	✓	-	-	-	-	-
VSC12A	✓	✓	✓	-	-	-	-	-
VSC13	✓	✓	✓	-	-	-	-	-

Model No.	Outside Dimensions	Seated Area Dimensions	Seat Height	Wt.	Carton Qty.	List Price
VSCA	❖ 22 1/2"W x 23 1/2"D x 33 1/2"H	18 3/4"W x 17 1/4"D x 15"H	18 1/2"	50#	2	\$1310/ctn. (\$655/ea.)
VSC2A	❖ 22 1/4"W x 23 1/2"D x 33 1/2"H	19"W x 19"D x 14 3/4"H	18 3/4"	50#	2	\$1310/ctn. (\$655/ea.)
VSC3A	❖ 22 3/4"W x 24 3/4"D x 34 1/2"H	19"W x 18 3/4"D x 14 1/2"H	20"	48#	2	\$1310/ctn. (\$655/ea.)
VSC5A	❖ 22 3/4"W x 23 3/4"D x 33"H	19 1/4"W x 18"D x 13 1/2"H	19 1/2"	48#	2	\$1310/ctn. (\$655/ea.)
VSC7A	❖ 22 1/2"W x 26"D x 34 3/4"H	19"W x 18 1/2"D x 15 3/4"H	19"	50#	2	\$1310/ctn. (\$655/ea.)
VSC9	❖ 26"W x 23 1/2"D x 34 1/2"H	19"W x 18 1/2"D x 15 1/2"H	19"	41#	1	\$705/ctn. (\$705/ea.)
VSC10A	❖ 24"W x 24 1/2"D x 32 3/4"H	20"W x 20"D x 13 1/4"H	19 1/2"	66#	2	\$1310/ctn. (\$655/ea.)
VSC11A	❖ 23 1/4"W x 22 1/2"D x 32 1/2"H	19 1/4"W x 19 1/2"D x 13 1/2"H	19"	62#	2	\$1310/ctn. (\$655/ea.)
VSC12A	❖ 23"W x 23 1/2"D x 34"H	19 1/2"W x 17 3/4"D x 15"H	19"	62#	2	\$1310/ctn. (\$655/ea.)
VSC13	❖ 26"W x 26"D x 28 1/2"H	20 1/2"W x 19"D x 9"H	19 1/2"	35#	1	\$705/ctn. (\$705/ea.)

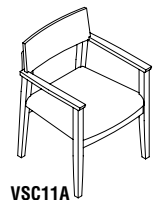



WOOD GUEST SEATING UPHOLSTERED



- Exceptional style with Custom Upholstery Options on VSC10A and VSC11A.
- Match Seat Cushions throughout - desk, bench, guest, conference and reception.
- Shipped 2 per carton.
- Over 150+ Momentum fabrics - visit www.themomgroup.com/208.

Model No.	Model No.	Fabric Grade	Carton Qty.	List Price
VSC10AF2	VSC11AF2	2	2	\$1520/ctn. (\$760/ea.)
VSC10AF3	VSC11AF3	3	2	\$1552/ctn. (\$776/ea.)
VSC10AF4	VSC11AF4	4	2	\$1583/ctn. (\$792/ea.)
VSC10AF5	VSC11AF5	5	2	\$1615/ctn. (\$808/ea.)
VSC10AF6	VSC11AF6	6	2	\$1646/ctn. (\$823/ea.)
VSC10AF7	VSC11AF7	7	2	\$1678/ctn. (\$839/ea.)
VSC10AF8	VSC11AF8	8	2	\$1709/ctn. (\$855/ea.)
VSC10AF9	VSC11AF9	9	2	\$1741/ctn. (\$871/ea.)
VSC10AF10	VSC11AF10	10	2	\$1772/ctn. (\$886/ea.)
VSC10AFX	VSC11AFX	COM	2	\$1674/ctn. (\$837/ea.)



❖ Indicates Quick-Ship model.

WORKSPACES
DESKS & STORAGE
TABLES
SEATING
HIGH DENSITY STORAGE
MAIL ROOM FURNITURE
TECHNOLOGY FURNITURE
DRAFTING FURNITURE
ACCESSORIES
PRODUCT INDEX

LOUNGE FURNITURE

GIZA/CAP

FAST Freight


QUICK-SHIP

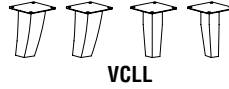
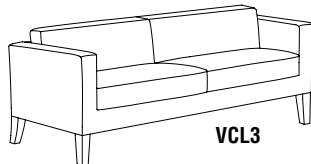
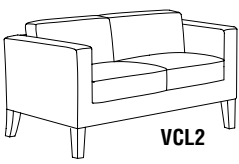
NOTE: Not on GSA.

- All models in all finishes are available on both the Quick-Ship and Fast Freight delivery programs with no quantity limitations.

PRESTIGE SERIES



- All seated surface areas are genuine leather and available in Black.
- Black legs are standard.
- CA117 approved.
- VCLL Optional Foot Kit finish options: Silver, Sierra Cherry or Mahogany.

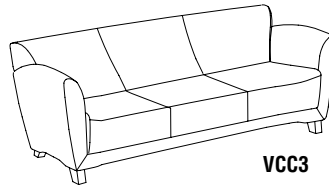
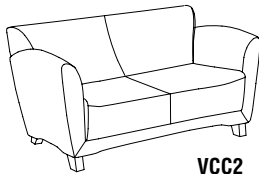
	Model No.	Description	Outside Dimensions	Seated Area	Seat Ht.	Wt.	List Price
	❖ VCL1	Chair	33 1/4"W x 29"D x 29 1/4"H	24 1/4"W x 20"D x 12 1/4"H	17"	109#	\$1045
	❖ VCL2	Settee	53 1/2"W x 29"D x 29 1/4"H	44 1/2"W x 20"D x 12 1/4"H	17"	150#	\$1671
	❖ VCL3	Sofa	77 1/2"W x 29"D x 29 1/4"H	68 1/2"W x 20"D x 12 1/4"H	17"	183#	\$2177
	❖ VCLL	Optional Foot Kit for VCL1, VCL2 & VCL3	See available finishes above.	2"W x 2 1/4"D x 7 1/2"H		6#	\$62



SANTA CRUZ® LOUNGE SERIES

- Available in Black leather, Almond leather or White leather (standard with Black feet). Optional foot kit colors available.
- Genuine leather on all seated surfaces.
- Mobile chair includes heavy-duty black double wheel casters in the front, black wood feet in the back.
- Mobile chair available with or without tablet.
- Mobile chair tablet: 360° swivel (15"W x 12"D), tablet height 27", available in Black finish on Black/Almond chairs and White Finish on White chairs.
- Brushed aluminum handle on mobile chair back for easy mobility.
- Optional Foot Kit finish options: Mahogany, Sierra Cherry, Espresso, Maple, Bourbon Cherry, Silver or Black for VCC1, VCC2 or VCC3.
- Storage ottoman standard with four casters for easy mobility; Black table inside.
- CA117 approved.

	Model No.	Description	Outside Dimensions	Seated Area	Seat Ht.	List Price
	❖ VCCM	Mobile Lounge Chair	31"W x 33"D x 30 3/4"H	18 1/2"W x 21"D x 11 3/4"H	19"	\$1202
	❖ VCCMT	Mobile Lounge Chair With Tablet	31"W x 33"D x 30 3/4"H	18 1/2"W x 21"D x 11 3/4"H	19"	\$1444
	❖ VCCS	*Storage Ottoman	18 1/2"W x 18 1/2"D x 18 1/2"H	18 1/2"W x 18 1/2"D x 18 1/2"H	19 1/2"	\$480
	❖ VCC1	Chair	36"W x 34 1/4"D x 32 1/4"H	21 1/2"W x 22"D x 13 1/4"H	19"	\$1178
	❖ VCC2	Settee	55"W x 34 1/4"D x 32 1/4"H	41"W x 22"D x 13 1/4"H	19"	\$1757
	❖ VCC3	Sofa	75 1/4"W x 34 1/8"D x 32 1/4"H	61"W x 22"D x 13 1/4"H	19"	\$2283
	❖ VCLL	Optional Foot Kit for VCC1, VCC2 & VCC3	2"W x 3"D x 3 1/2"H	* See available finishes above.		\$62



* Note: Model VCC Ottoman Limited quantities available. (will switch to new VCCS when VCC inventory is depleted).

- ❖ Indicates Quick-Ship models.

SOCIAL SEATING



WORKSPACES
DESKS & STORAGE
TABLES
SEATING
HIGH DENSITY STORAGE
MAIL ROOM FURNITURE
TECHNOLOGY FURNITURE
DRAFTING FURNITURE
ACCESSORIES
PRODUCT INDEX

COSY SOCIAL CHAIR

- Flexible back shell (White or Black), offers comfort and support.
- Swivel - return cylinder with automatic and intuitive adjustments to return to fixed position when not in use.
- Two base styles: 4-Prong or 5-Star Height-Adjustable.
- Legs Polished Aluminum.
- 6 cushion colors (Black, White, Dark Red, Blue, Orange, Lime Green).
- 250 lb. weight rating.
- Meets ANSI/BIFMA performance criteria.
- Chairs ship 2/carton.

COSY SOCIAL CHAIR WITH 4-PRONG BASE AND GLIDES

- Select W (White) or B (Black) shell.
- Select seat cushion color (Black, White, Dark Red, Blue, Orange, Lime Green).
- Seat height is 18"

Model No.	Description	Outside Dimensions	Seated Area	Seat Height	Carton List Price	Each List Price
❖ BU4	4-Prong chair with glides	29"W x 27 1/2"D x 31 1/2"H	19"W x 19"D x 14"H	18"H	\$1138	\$569



COSY SOCIAL CHAIR WITH 5-STAR HEIGHT-ADJUSTABLE BASE

- Select W (White) or B (Black) shell.
- Select seat cushion color (Black, White, Dark Red, Blue, Orange, Lime Green).
- Seat height adjustable up to 17 1/2" - 22"H.

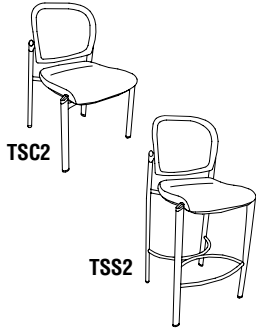
Model No.	Description	Outside Dimensions	Seated Area	Seat Height	Carton List Price	Each List Price
❖ BU5	5-Star height-adjustable	29"W x 27 1/2"D x 31 1/2"-36"H	19"W x 19"D x 14"H	17 1/2"-22"H	\$1178	\$589



❖ Indicates Quick-Ship models.

BISTRO SERIES ALL PURPOSE SEATING

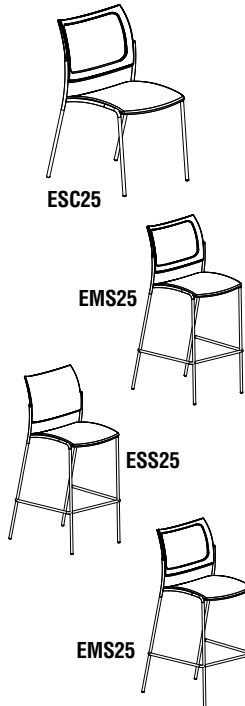
VALORÉ® SERIES



- Comfortable mesh backs with Black fabric cushions.
- Unique tubular steel frame in a Silver finish.
- Integrated foot glides.
- Chairs stack up to four high.
- **Available in:** Black, Orange or Burgundy mesh with Black fabric seats.
- Can ship via small parcel.
- Supports up to 250 lbs.
- Stools ship 2/carton, minimal assembly required.
- Chairs ship 2/carton, fully assembled.

Model No.	Description	Outside Dimensions	Seated Area Dimensions	Overall Seat Height	Carton Wt.	Carton List Price	Each List Price
❖ TSC2	Valoré Chair	21 1/2"W x 21 3/4"D x 33 1/4"H	18"W x 17"D x 14 3/4"H	18 1/2"	40#	\$719/ctn.	\$360/ea.
❖ TSS2	Valoré Stool	22"W x 22"D x 44 3/4"H	18"W x 17"D x 14 3/4"H	30"	55#	\$964/ctn.	\$482/ea.

ESCALATE STACKING CHAIRS AND STOOLS



- Sleek and contemporary.
- Chairs and stools stack for storage.
- Meets ANSI/BIFMA performance requirements.
- Black or White plastic (ESCZ,ESSZ) backs and seats - durable & easy to clean.
- Black mesh back option provides breathable flexible support.
- Seat cushion option for comfort and 150+ graded-in Momentum fabrics.
- For graded fabrics, please visit www.themomgroup.com/mfg/208 for a complete textile offering.
- Chair 19 1/2" W x 21 1/2" D x 32" H Outside, 18" W x 19"D x 15" H Seated.
- Stool 21 1/2" W x 23" D x 43 3/4" H Outside, 18" W x 19 1/2"D x 15" H Seated.
- Can ship via small parcel.
- Trolley available for chairs.
- Chrome Legs.
- Supports up to 250 lbs.
- Chairs shipped 4/carton.
- Stools shipped 2/carton.

Model No.	Description	Overall Seat Height	Carton Wt.	Carton List Price	Each List Price
ESC2	Chair with Plastic Back and Seat	18"	65#	\$874/ctn.	\$219/ea.
ESC25	Chair with Plastic Back and Black Fabric Seat	18"	65#	\$1082/ctn.	\$271/ea.
EMC2	Chair with Mesh Back and Plastic Seat	18"	65#	\$957/ctn.	\$239/ea.
EMC25	Chair with Mesh Back and Black Fabric Seat	18"	65#	\$1165/ctn.	\$291/ea.
ESS2	Stool with Plastic Back and Seat	30"	45#	\$610/ctn.	\$305/ea.
ESS25	Stool with Plastic Back and Black Fabric Seat	30"	45#	\$726/ctn.	\$363/ea.
EMS2	Stool with Mesh Back and Plastic Seat	30"	45#	\$664/ctn.	\$332/ea.
EMS25	Stool with Mesh Back and Black Fabric Seat	30"	45#	\$768/ctn.	\$384/ea.

CHAIR TROLLEY

Model No.	Description	Dimension	Carton Wt.	List Price
EST	Trolley (stacks up to 25 chairs)	21" W x 27" D x 18 1/4" H	25#	\$333/ctn.

UPHOLSTERED CHAIRS AND STOOLS

Model No.	Description	Custom Fabric Grade (Suffix) - Not Available on Quick-Ship									
		2	3	4	5	6	7	8	9	10	X(COM)
ESC25F	Chair with Plastic Back and Fabric Seat	\$1331/ctn. (\$333/ea.)	\$1373/ctn. (\$343/ea.)	\$1414/ctn. (\$354/ea.)	\$1456/ctn. (\$364/ea.)	\$1498/ctn. (\$375/ea.)	\$1539/ctn. (\$385/ea.)	\$1581/ctn. (\$395/ea.)	\$1622/ctn. (\$406/ea.)	\$1664/ctn. (\$416/ea.)	\$1464/ctn. (\$366/ea.)
EMC25F	Chair with Mesh Back and Fabric Seat	\$1414/ctn. (\$354/ea.)	\$1456/ctn. (\$364/ea.)	\$1498/ctn. (\$375/ea.)	\$1539/ctn. (\$385/ea.)	\$1581/ctn. (\$395/ea.)	\$1622/ctn. (\$406/ea.)	\$1664/ctn. (\$416/ea.)	\$1706/ctn. (\$427/ea.)	\$1747/ctn. (\$437/ea.)	\$1556/ctn. (\$389/ea.)
ESS25F	Stool with Plastic Back and Fabric Seat	\$851/ctn. (\$426/ea.)	\$872/ctn. (\$436/ea.)	\$892/ctn. (\$446/ea.)	\$913/ctn. (\$457/ea.)	\$934/ctn. (\$467/ea.)	\$955/ctn. (\$478/ea.)	\$976/ctn. (\$488/ea.)	\$996/ctn. (\$498/ea.)	\$1017/ctn. (\$509/ea.)	\$936/ctn. (\$468/ea.)
EMS25F	Stool with Mesh Back and Fabric Seat	\$892/ctn. (\$446/ea.)	\$913/ctn. (\$457/ea.)	\$934/ctn. (\$467/ea.)	\$955/ctn. (\$478/ea.)	\$976/ctn. (\$488/ea.)	\$996/ctn. (\$498/ea.)	\$1017/ctn. (\$509/ea.)	\$1038/ctn. (\$519/ea.)	\$1059/ctn. (\$530/ea.)	\$982/ctn. (\$491/ea.)

❖ Indicates Quick-Ship model.

THE EVENT SERIES CHAIRS

FAST Freight

QUICK-SHIP

- Multipurpose seating ideal for most everything from breakrooms to banquets. Durable, lightweight, and comfortable.
- All models in all finishes available on both Quick-Ship and Fast Freight.

FOLDING CHAIRS



2200FC

- Polypropylene seat and back provides durability.
- Powder-coated frames.
- Available in: Wedding White, Black, Neutral.
- Able to ship via small parcel. See Terms and Conditions.
- Double-riveted cross brace on rear legs for stabilization.
- 2200 Series cart available, model 2200C, see carts section.
- 225 lb. max. weight rating.

Model No.	Description	Outside Dimensions	Seat Height	Carton Qty.	Carton List Price
❖ 2200FC	Folding Chair	17"W x 17 3/4"D x 32"H	17 1/2"	8	\$391/ctn.

HEAVY DUTY FOLDING CHAIR

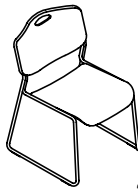


5000FC

- Contoured, durable polyethylene seat and back.
- Arched cross-braces on the legs for exceptional strength.
- Optional Cart available. See chair carts section.
- 250 lb. max. weight rating.
- Integrated back handle for easy set-up.
- Able to ship via small parcel. See Terms and Conditions.
- Finish: Textured White only.

Model No.	Description	Outside Dimensions	Seat Height	Carton Qty.	Carton List Price
❖ 5000FC	Heavy Duty Folding Chair	18 1/2"W x 21 1/2"D x 33 1/4"H	18"	4	\$401/ctn.

STACKING CHAIRS



2300SC



6310SC

2300 Series: - Stacks 10 high on floor (see cart below for additional options.)

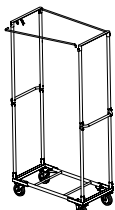
- Contoured back and extra-wide seat in a lightweight design.
- Optional Cart available. See chair carts section.
- Finishes: Black or Blue seats with Black powder-coated frames.
- 16 gauge 5/8" round high-strength steel tubing.
- Does not ship via small parcel.
- 250 lb. max. weight rating.

6310 Series:

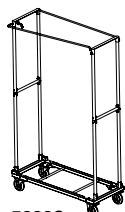
- One piece polypropylene seat.
- Does not ship via small parcel.
- Finishes: Black or Blue seats with Black powder-coated frames.
- Optional Cart available. See below.
- 250 lb. max. weight rating.

Model No.	Description	Outside Dimensions	Seat Height	Carton Qty.	Carton List Price	Each List Price
❖ 2300SC	Stack Chair	21"W x 21 1/2"D x 31"H	17 1/2"	4	\$491/ctn.	\$123/ea.
❖ 6310SC	One Piece Stack Chair	19 1/4"W x 20 1/2"D x 30 1/2"H	17 1/2"	4	\$445/ctn.	\$111/ea.

CHAIR CARTS



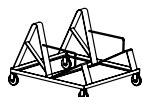
2200C



5000C



6310C



2300C

- Transport and store chairs with these easy-to-assemble carts.
- Models 2200C, 5000C, and 2300C are able to ship via small parcel. See Terms and Conditions. Model 6310C does not ship via small parcel.
- Finish: Black powder-coat only.

Model No.	Description	Outside Dimensions	Maximum Chairs per Cart	List Price
❖ 2200C	Folding chair stack cart for 2200FC	41 1/4"W x 19"D x 77 1/2"H	60	\$324/ea.
❖ 5000C	Folding chair stack cart for 5000FC	44"W x 19"D x 74 3/4"H	27	\$429/ea.
❖ 2300C	Chair stack cart for 2300SC	24 1/4"W x 23 1/4"D x 14"H	40	\$311/ea.
❖ 6310C	Chair Lift for 6310SC and 6510SC	33 1/4"W x 25 1/2"D x 45 1/2"H	12	\$606/ea.

❖ Indicates Quick-Ship model.

WORKSPACES

DESKS & STORAGE

TABLES

SEATING

HIGH DENSITY STORAGE

MAIL ROOM FURNITURE

TECHNOLOGY FURNITURE

DRAFTING FURNITURE

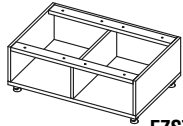
ACCESSORIES

PRODUCT INDEX

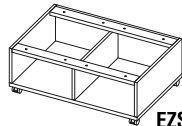
e5™ BANCA SOFT SEATING

- For use within the private office, open plan, reception and social areas.
- Create comfortable, functional meeting spaces that invite interaction.
- Seat bases are ordered separately from seat cushions, benches and table tops.
- Bases offered with e5 cabinet legs (Silver, Black and White) or casters (Black only).
- Use tables in a corner, between benches or workstations or as an end or coffee table.
- Upholstered seats and benches are available in all Momentum fabrics and COM **.
- **Large scale patterns and stripes are not recommended and due to matching issues and extra fabric requirements. Additional costs and match difficulties would have to be approved by customers in advance of release of order.
- Seat bases and tables are available in six e5 TFL colors.
- Tops can be one TFL and base another (since ordered separately).
- ANSI/BIFMA standards tested.
- Twin wheel unhooded casters, hard wheel - 37mm diameter, made of first class polymide.

LAMINATE WOOD BASE (ON LEGS OR CASTERS)



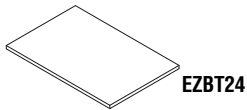
EZST3624



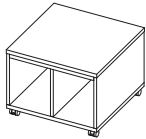
EZST3624C

Model No.	Description	Dimensions	List Price
Base on Legs (With Open Compartments)			
EZST2424	Seat or Table Base on Legs	24"W x 24"D x 13 1/4"H	\$672
EZST3624	Seat or Table Base on Legs	36"W x 24"D x 13 1/4"H	\$823
EZST4824	Seat or Table Base on Legs	48"W x 24"D x 13 1/4"H	\$852
Model No.	Description	Dimensions	List Price
Base on Casters (With Open Compartments)			
EZST2424C	Seat or table base - open compartment	24"W x 24"D x 13"H	\$523
EZST3624C	Seat or table base - open compartment	36"W x 24"D x 13"H	\$666
EZST4824C	Seat or table base - open compartment	48"W x 24"D x 13"H	\$695

LAMINATE TABLE TOPS/AND CORNER TABLE (Use on Base to Complete a Table)



EZBT24

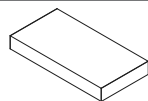


EZBCT24

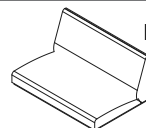
Model No.	Description	Dimensions	List Price
EZBT24	Square Laminate top	24"W x 24"D x 1"H	\$129
EZBT36	Rectangle Laminate top	36"W x 24"D x 1"H	\$177
EZBT48	Rectangle Laminate top	48"W x 24"D x 1"H	\$195
Model No.	Description	Dimensions	List Price
EZBCT24	Corner Table with Top on Lgs	24"W x 24"D x 18 1/4"H	\$868
EZBCT24C	Corner Table with Top with Casters	24"W x 24"D x 18"H	\$704

UPHOLSTERED CHAIRS STOOLS

Model No.	Description/Dimensions	F2	F3	F4	F5	F6	F7	F8	F9	F10	F11	F12	F13
Cushions Only													
EZBS24	Square Seat Cushion 24"W x 24"D x 4 3/4"H	\$393	\$407	\$437	\$462	\$482	\$512	\$537	\$567	\$602	\$637	\$672	\$717
EZBS36	Rectangular Seat Cushion 36"W x 24"D x 4 3/4"H	\$551	\$573	\$618	\$666	\$686	\$731	\$768	\$813	\$866	\$918	\$971	\$1038
EZBS48	Rectangular Seat Cushion 48"W x 24"D x 4 3/4"H	\$697	\$759	\$834	\$896	\$946	\$1021	\$1084	\$1159	\$1246	\$1334	\$1421	\$1534
Model No.	Description/Dimensions	F2	F3	F4	F5	F6	F7	F8	F9	F10	F11	F12	F13
Seat/Back Combo													
EZBSB24	Seat/back combination frame & cushions 24"W x 24"D x 17 1/2"H	\$784	\$807	\$852	\$874	\$919	\$964	\$1002	\$1047	\$1099	\$1152	\$1204	\$1272
EZBSB36	Seat/back combination frame & cushions 36"W x 24"D x 17 1/2"H	\$1079	\$1140	\$1215	\$1278	\$1328	\$1403	\$1465	\$1540	\$1628	\$1715	\$1803	\$1915
EZBSB48	Seat/back combination frame & cushions 48"W x 24"D x 17 1/2"H	\$1325	\$1370	\$1460	\$1535	\$1595	1685	\$1760	\$1850	\$1955	\$2060	\$2165	\$2300



EZBS24



EZBSB36

How to Specify an Upholstered Seat or Bench with Base:

- (1) Determine base size (24", 36" or 48").
 - (2) Select base model on legs or casters.
 - (3) Select seat cushion only or seat/back combo.
- (Note: Two model numbers ordered to complete the bench).

How to Specify a Table:

- (1) Select base size (24", 36" or 48").
 - (2) Select base model on legs or casters.
 - (3) Select appropriate top.
- (Note: Two model numbers ordered to complete the table).

HIGH DENSITY STORAGE



Mobile Aisle 1000™
Mobile Lite
4-Post Shelving
The Security Shade
Heavy-Duty Shelving
File Harbor Cabinets
Forms/Storage Cabinets

ARC™ Rotary Files
Flip-N-File™ Cabinets
Decorative Enhancements
Insertables®
Filing Carts
Mobilizers™
Lateral Files

WORKSPACES

DESKS &
STORAGE

TABLES

SEATING

**HIGH DENSITY
STORAGE**

MAIL ROOM
FURNITURE

TECHNOLOGY
FURNITURE

DRAFTING
FURNITURE

ACCESSORIES

PRODUCT
INDEX

Mobile Aisle 1000™ high-density storage solution is something of an engineering marvel! It eliminates wasted aisle space and can triple storage capacity of conventional filing cabinets. In fact, the system's mobile ranges can save up to 50% of valuable real estate. Simply roll mobile ranges along a track to access contents.

A Mayline® Mobile Aisle 1000™ Mechanical Assist system easily accommodates our 4-Post Shelving, as well as that of other manufacturers. Other options include Reference Shelves, Roll-Out Drawers, Wire Shelving, and Slatwall for additional storage applications. Best of all, Mobile Aisle 1000™ is modular and reconfigurable, making it easy to expand and relocate. It all adds up to better space efficiency, easier item location and retrieval, increased storage flexibility, and the ability to adapt to future expansion and reconfiguration needs.

Our highly trained staff can help solve your filing and storage challenges by analyzing what needs to be stored, and how and when it needs to be accessed. And to take the trouble and worry out of specifying Mobile Aisle 1000™ solution, we offer complementary Design Service to not only recommend the best solution, but also develop a drawing for your floor plan, along with a detailed Bill of Materials. Send your request to spaceplanning@mayline.com or fax 1-920-208-7970 and we will do the rest.

Mobile Aisle 1000™ Mechanical Assist

The Mobile Aisle 1000™ Mechanical Assist system is operated by three-pronged star handle with red safety occupancy indicator. Conveniently located in the center end panel assembly, the handle will easily move up to 10,000 pounds of shelving and media with only one pound of effort. Multiple ranges can be moved simultaneously promoting increased filing and retrieval time. The heavy-duty mechanical assist design can move up to 30 feet in range length. In addition to traditional filing solutions, the system offers a wide variety of storage options for alternative storage applications such as archival items, law enforcement evidence and weapons, medical and pharmaceutical supplies, athletic storage, and backroom storage just to name a few.



Wasted aisle space is eliminated with Mayline's high-density mobile storage systems.

4-POST SHELVING

- NO hardware required for installation
- End panels provide a finished appearance.
- All shelving is offered in 24", 30", 36", 42" and 48" widths.
- All shelving is offered in 9", 12", 15", 18", 24", 30 and 36" depths.
- Dividers interlock with common stop for stability.
- 4-Post design shelving will support 240 lbs. per shelf.
- Heavy-Duty will support 800 lbs. per shelf.
- Accessories: Roll-out drawers, Posting/Reference Shelf, Security Shades, Slatwall, Wire Shelving.
- Wall anchoring brackets and hardware available.
- Easy to relocate.

WIRE SHELVING

- Bright zinc chloride plating followed by clear chromate plating with MasterSeal® sealer for improved rust protection.
- 3-year limited warranty on wire shelving.
- NSF-listed for dry storage environments.
- Shelving offered in 12", 15", 18", 24", 30" and 36" depths.
- All shelving is offered in 24", 36", 42" and 48" widths.
- Shelves load tested to 250 lbs.
- Available for even dimension 4-Post only.
- Shelves mount over two shelf supports of a 4-Post system.
- Optional Center Stop assemblies are available that include one side-to-side partition that interlocks with two front-to-back ledges to form an "H".
- Additional side-to-side partitions are also sold separately.

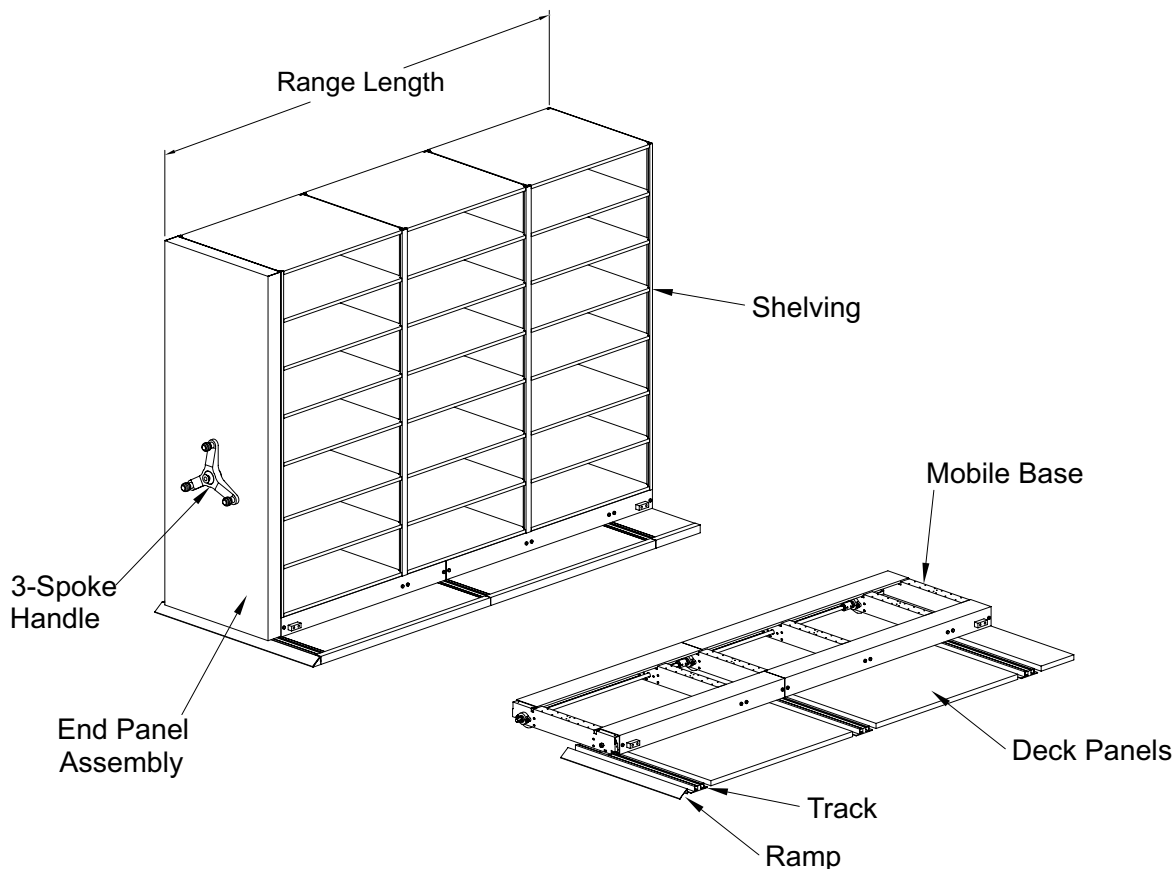
TRACK, DECKING & RAMPS

- Non-grouted track, totally re-levelable at any time.
- Levelers in pairs positioned every 6".
- Two point contact to floor for weight load distribution.
- Track interlocks and overlaps at all track joints.
- Attachment to floor with HILTI® (expansion bolt).
- Deck is supplied by Mayline.
- Available with fire-retardant carpet (Charcoal or Taupe) or unfinished.
- Deck panels – complete with levelers.
- Low profile standard system entry or ADA/incline ramp options.

END PANEL DRIVE ASSEMBLIES

- 1 pound of pressure required to move 10,000 lbs.
- All steel, *no particleboard*.
- Painted steel end panels available in standard Corporate colors.
- Magnetic design enhancement option available in laminate, veneer and fabric.
- Three spoke handle which includes a range safety lock with red locking indicator.

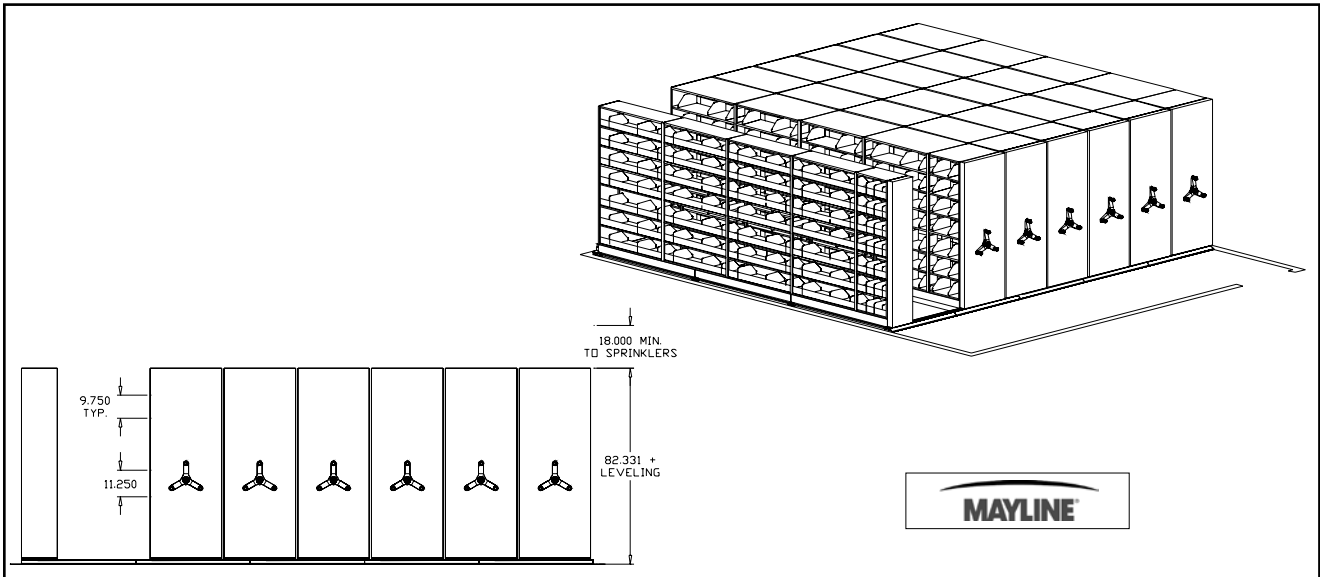
*Contact Space Planning for complementary design service
1-800-822-8037 or email spaceplanning@mayline.com*



COMPLEMENTARY SPACE PLANNING SERVICES

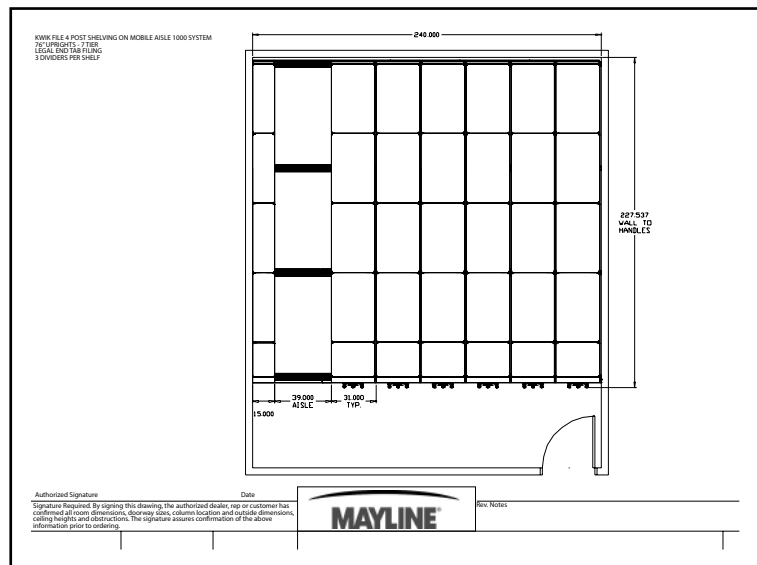
Our storage and filing experts can help – **FREE OF CHARGE**. If your storage problems can be solved with a high-density storage solution, let us help. Our Space Planning Team are experts at storage and filing solutions and can design a Mobile 1000 solution to fit your storage needs. Our Space planners have extensive knowledge of Mobile 1000, Mobile Lite, 4-Post Shelving, Arc™ Rotary Files, Heavy-Duty Shelving, Flip 'n File Cabinets, File Harbor Cabinets, and Kwik Track systems.

Just fill out our filing survey located at www.mayline.com under Free Design Service. The filing survey takes just a few minutes and will provide our Space planners with the necessary information to complete a quote and design layout. Email your room drawings in AutoCAD or pdf format, along with the Filing Survey, to spaceplanning@mayline.com or fax 920-208-7970. Call us at 1-800-822-8037 if any questions.



Certified Installers

Our Certified Installers undergo in-depth training on all of our Filing & Storage System products. To find an installer near you visit www.mayline.com, Customer Resources and click on Find a 'Certified Installer'.



Think of Mobile Lite as the streamlined version of Mobile 1000 – same concept with a few tweaks that make it even more affordable. It not only costs less, it installs in half the time of larger, heavy-duty systems.

The easy-to-order Mobile Lite typical model numbers include the following: one single faced fixed unit, one single faced movable unit, and a range of 2 to 4 double faced movable units. Model numbers also include 7-tier 4-post shelving, back panels for single faced units, dividers, half high end panel assembly, key lock included with single faced movable unit, plunger lock included with all double faced movable units, mobile bases, track and additional track for typical aisle walkway. No decking or ramping required. For special customer requirements, please contact Mayline's Space Planning department for complementary design service at 1-800-822-8037.

Letter Depth Shelving Model Numbers	System Width	Overall Range Length	Overall Height	Wt.	Aisle	LFI	System Size	List Price
EML3672L	118"	44"	80 1/4"	1159	36"	1454"	10' x 4'	\$10811
EML3673L	144"	44"	80 1/4"	1500	36"	1939"	12' x 4'	\$13888
EML3674L	170"	44"	80 1/4"	1844	36"	2424"	15' x 4'	\$17034
EML4872L	118"	56"	80 1/4"	1334	36"	1958"	10' x 5'	\$11876
EML4873L	144"	56"	80 1/4"	1562	36"	2611"	12' x 5'	\$15283
EML4874L	170"	56"	80 1/4"	2099	36"	3263"	15' x 5'	\$18798
EML7272L	118"	80"	80 1/4"	1858	36"	2912"	10' x 7'	\$16528
EML7273L	144"	80"	80 1/4"	2384	36"	3884"	12' x 7'	\$21166
EML7274L	170"	80"	80 1/4"	2909	36"	4854"	15' x 7'	\$26052
EML9672L	118"	104"	80 1/4"	2202	36"	3916"	10' x 9'	\$18867
EML9673L	144"	104"	80 1/4"	2810	36"	5222"	12' x 9'	\$24221
EML9674L	170"	104"	80 1/4"	3417	36"	6527"	15' x 9'	\$29732

System Width: Total length from left to right of system.

Overall Range Length: From wall to the tip of the handle (dimension includes 1 1/2" clearance from wall).

Overall Height: Distance from the floor to the top of shelving.

Aisle: Walkway between ranges.

LFI: The amount of Linear Filing Inches offered in each typical.

System Size: Footprint of the system.

Letter

EML3672L

EML = Mobile Lite

36 = Overall shelving length in inches.

7 = Number of shelves per unit.

2 = Number of double face movable units.

L = Letter media.

Letter

EML4874L

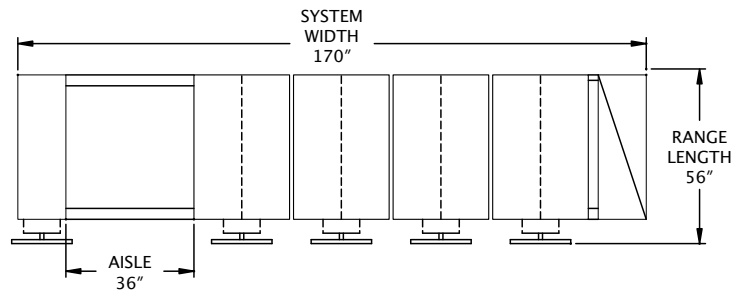
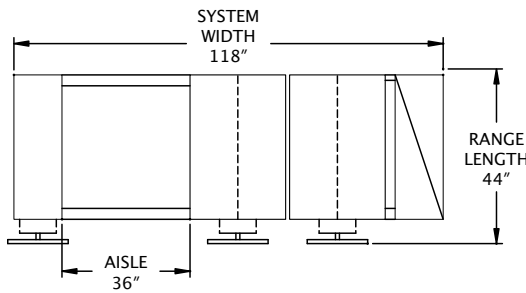
EML = Mobile Lite

48 = Overall shelving length in inches.

7 = Number of shelves per unit.

4 = Number of double face movable units.

L = Letter media.



"Top View of System Ranges"

MOBILE LITE TYPICALS

Legal Depth Shelving Model Numbers	System Width	Overall Range Length	Overall Height	Wt.	Aisle	LFI	System Size	List Price
EML3672G	135"	44"	80 1/4"	1337	36"	1454"	12' x 4'	\$11475
EML3673G	167"	44"	80 1/4"	1745	36"	1939"	14' x 4'	\$14911
EML3674G	199"	44"	80 1/4"	2153	36"	2424"	17' x 4'	\$18264
EML4872G	135"	56"	80 1/4"	1505	36"	1958"	12' x 5'	\$12355
EML4873G	167"	56"	80 1/4"	1955	36"	2611"	14' x 5'	\$16016
EML4874G	199"	56"	80 1/4"	2405	36"	3263"	17' x 5'	\$19593
EML7272G	135"	80"	80 1/4"	2153	36"	2912"	12' x 7'	\$17512
EML7273G	167"	80"	80 1/4"	2770	36"	3884"	14' x 7'	\$22667
EML7274G	199"	80"	80 1/4"	3431	36"	4854"	17' x 7'	\$27700

Heavy-Duty Depth Shelving Model Numbers	System Width	Overall Range Length	Overall Height	Wt.	Aisle	LFI	System Size	List Price
EML3652X	160"	44"	89"	1297	42"	1039"	14' x 4'	\$14535
EML3653X	198"	44"	89"	1695	42"	1385"	17' x 4'	\$18796
EML3654X	236"	44"	89"	2097	42"	1731"	20' x 4'	\$23022
EML4852X	160"	56"	89"	1465	42"	1399"	14' x 5'	\$14753
EML4853X	198"	56"	89"	1905	42"	1865"	17' x 5'	\$19055
EML4854X	236"	56"	89"	2365	42"	2331"	20' x 5'	\$23349

System Width: Total length from left to right of system.

Overall Range Length: From wall to the tip of the handle (dimension includes 1 1/2" clearance from wall).

Overall Height: Distance from the floor to the top of shelving.

Aisle: Walkway between ranges.

LFI: The amount of Linear Filing Inches offered in each typical.

System Size: Footprint of the system.

Legal

EML7273G

EML = Mobile Lite

72 = Overall shelving length in inches.

7 = Number of shelves per unit.

3 = Number of double face movable units.

G = Legal media.

Heavy-Duty

EML3652X

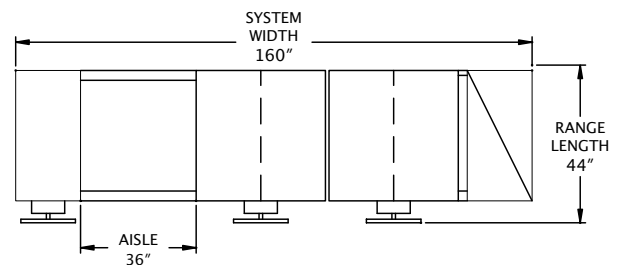
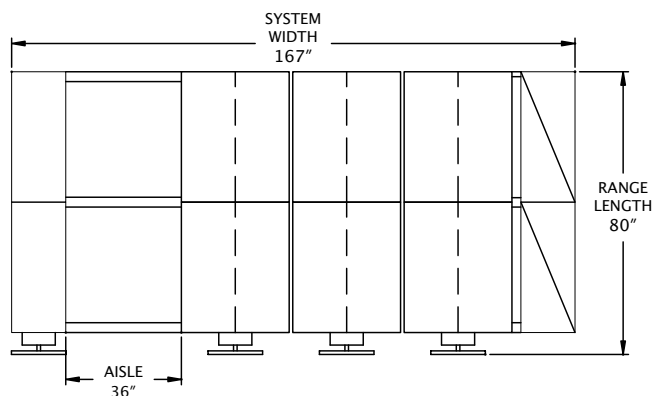
EML = Mobile Lite

36 = Overall shelving length in inches.

5 = Number of shelves per unit.

2 = Number of double face movable units.

X = Heavy-duty media.



"Top View of System Ranges"

4-POST SHELVING



WORKSPACES

DESKS & STORAGE

TABLES

SEATING

HIGH DENSITY STORAGE

MAIL ROOM FURNITURE

TECHNOLOGY FURNITURE

DRAFTING FURNITURE

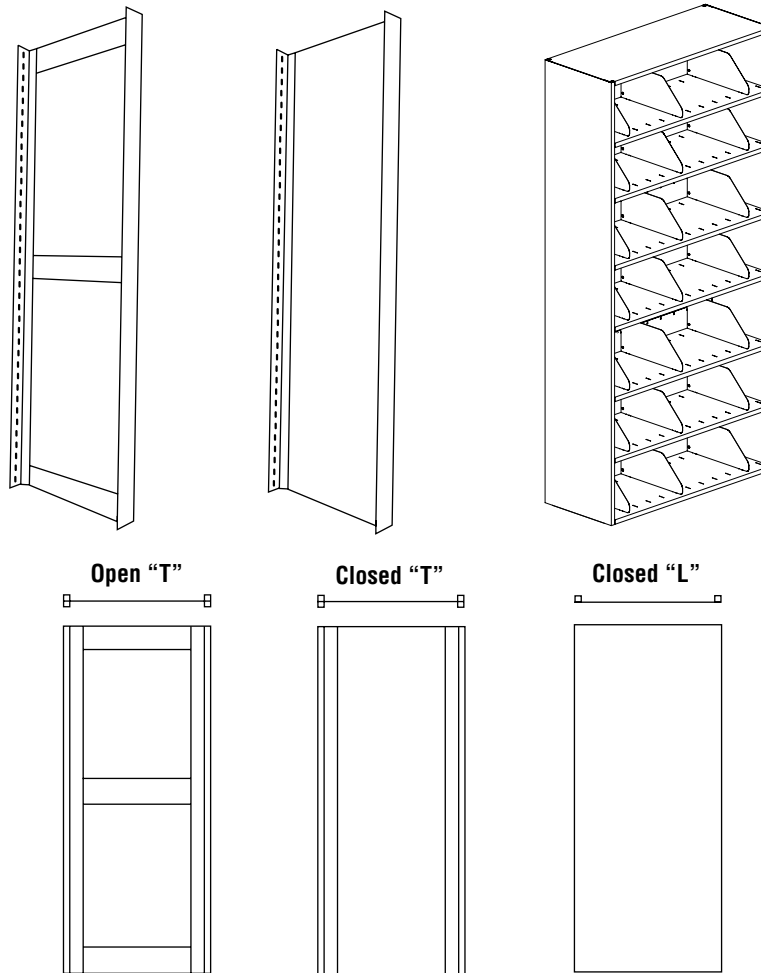
ACCESSORIES

PRODUCT INDEX

A 4-Post Shelving starter unit includes two uprights, the required number of shelves (24", 30", 36", 42" or 48" wide), center stops or back stops, shelf supports, shelf reinforcements as required, and one canopy top. Shelves are 18 or 22 gauge steel. Adder units include the previously mentioned parts with one upright, closed or open. (Note: Shelf supports and reinforcements are standard in Pebble Gray.) 240# capacity per shelf. All shelving adjusts on 1 1/2" increments along 4-Post uprights.

Choose from either closed "L" uprights, closed "T" uprights, or open "T" uprights. "T" uprights are normally for internal range support, while closed "L" uprights provide a more finished external appearance.

Dividers are not included, but are required when using standard common stops (order separately). Dividers adjust on 3" increments. Back panels are optional. Units sold open-back as standard.



PRODUCT NUMBERING SCHEME FOR 4-POST SHELVING

Product Number Example: **EFL3624686S**

- E** Even Dimension 4-Post
- F** 4-Post Shelving
- L, T or O** Shelving Type ("L" for Closed L-Upright, "T" for Closed T-Upright, and "O" for Open T-Upright.)
- 36** Shelving Width in Inches (24, 30, 36, 42 or 48)
- 24** Shelving Depth in Inches (9, 12, 15, 18, 24, or 30)
- 86** Upright Height in Inches (43, 65, 76, 86, or 97)
- 8** Number of Usable Shelves
- S** Starter
- A** Adder

4-POST SHELVING

43" HEIGHT, THREE-TIER COMPLETE ASSEMBLIES (BINDER STORAGE)

Starter Units with Two Closed "L" Uprights

Model No.	W	D	H	Wt.	List Price
EFL2412433S	24"	12"	43"	48#	\$385
EFL2415433S	24"	15"	43"	55#	\$405
EFL2418433S	24"	18"	43"	66#	\$503
EFL2424433S	24"	24"	43"	80#	\$530
EFL2430433S	24"	30"	43"	99#	\$591
EFL3012433S	30"	12"	43"	53#	\$385
EFL3015433S	30"	15"	43"	62#	\$405
EFL3018433S	30"	18"	43"	73#	\$508
EFL3024433S	30"	24"	43"	89#	\$532
EFL3030433S	30"	30"	43"	109#	\$593
EFL3612433S	36"	12"	43"	59#	\$388
EFL3615433S	36"	15"	43"	68#	\$409
EFL3618433S	36"	18"	43"	81#	\$515
EFL3624433S	36"	24"	43"	99#	\$543
EFL3630433S	36"	30"	43"	120#	\$593
EFL4212433S	42"	12"	43"	72#	\$408
EFL4215433S	42"	15"	43"	83#	\$447
EFL4218433S	42"	18"	43"	94#	\$532
EFL4224433S	42"	24"	43"	113#	\$576
EFL4230433S	42"	30"	43"	136#	\$645
EFL4812433S	48"	12"	43"	81#	\$461
EFL4815433S	48"	15"	43"	91#	\$497
EFL4818433S	48"	18"	43"	104#	\$579
EFL4824433S	48"	24"	43"	123#	\$634
EFL4830433S	48"	30"	43"	148#	\$696

NOTE: Recommend using laminate tops for more finished appearance. Special pricing provided by Space Planning.

NOTE:

9" D shelving for stand-alone requirements only available by contacting Mayline Space Planning at 1-800-822-8037 or spaceplanning@mayline.com to discuss specific application and obtain prior approval and quote from Mayline.

Adder Units with Open "T" Upright

Model No.	W	D	H	Wt.	List Price
EFO2412433A	24"	12"	43"	35#	\$297
EFO2415433A	24"	15"	43"	37#	\$311
EFO2418433A	24"	18"	43"	42#	\$418
EFO2424433A	24"	24"	43"	49#	\$435
EFO2430433A	24"	30"	43"	59#	\$469
EFO3012433A	30"	12"	43"	40#	\$297
EFO3015433A	30"	15"	43"	44#	\$311
EFO3018433A	30"	18"	43"	49#	\$423
EFO3024433A	30"	24"	43"	57#	\$437
EFO3030433A	30"	30"	43"	68#	\$471
EFO3612433A	36"	12"	43"	46#	\$300
EFO3615433A	36"	15"	43"	50#	\$315
EFO3618433A	36"	18"	43"	57#	\$423
EFO3624433A	36"	24"	43"	66#	\$437
EFO3630433A	36"	30"	43"	79#	\$471
EFO4212433A	42"	12"	43"	59#	\$320
EFO4215433A	42"	15"	43"	64#	\$354
EFO4218433A	42"	18"	43"	71#	\$447
EFO4224433A	42"	24"	43"	81#	\$481
EFO4230433A	42"	30"	43"	95#	\$523
EFO4812433A	48"	12"	43"	68#	\$373
EFO4815433A	48"	15"	43"	73#	\$403
EFO4818433A	48"	18"	43"	80#	\$494
EFO4824433A	48"	24"	43"	91#	\$539
EFO4830433A	48"	30"	43"	108#	\$574

With Closed "T" Upright

Model No.	Wt.	List Price
EFT2412433A	37#	\$355
EFT2415433A	42#	\$375
EFT2418433A	50#	\$483
EFT2424433A	60#	\$507
EFT2430433A	74#	\$564
EFT3012433A	42#	\$355
EFT3015433A	49#	\$375
EFT3018433A	57#	\$488
EFT3024433A	69#	\$509
EFT3030433A	84#	\$566
EFT3612433A	48#	\$358
EFT3615433A	55#	\$379
EFT3618433A	64#	\$488
EFT3624433A	77#	\$509
EFT3630433A	95#	\$566
EFT4212433A	62#	\$378
EFT4215433A	69#	\$417
EFT4218433A	78#	\$512
EFT4224433A	92#	\$552
EFT4230433A	111#	\$618
EFT4812433A	70#	\$430
EFT4815433A	78#	\$467
EFT4818433A	88#	\$559
EFT4824433A	103#	\$611
EFT4830433A	123#	\$669

12" and 15" are single entry only. 24" and 30" deep are double entry.

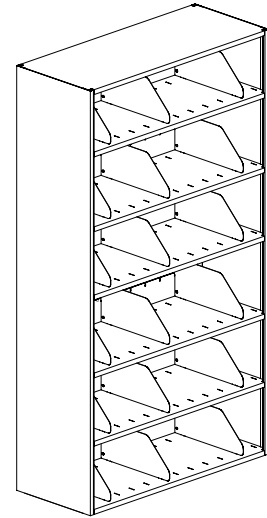
DIVIDERS ARE NOT INCLUDED. 3 dividers recommended per shelf. Dividers required for use with common stops. Shelves are 22-gauge.

4-POST SHELVING

65" HEIGHT, SIX-TIER COMPLETE ASSEMBLIES

Starter Units with Two Closed "L" Uprights

Model No.	W	D	H	Wt.	List Price
EFL2409656S	24"	9"	65"	67#	\$596
EFL2412656S	24"	12"	65"	79#	\$561
EFL2415656S	24"	15"	65"	91#	\$590
EFL2418656S	24"	18"	65"	109#	\$784
EFL2424656S	24"	24"	65"	133#	\$821
EFL2430656S	24"	30"	65"	165#	\$934
EFL3009656S	30"	9"	65"	75#	\$596
EFL3012656S	30"	12"	65"	88#	\$561
EFL3015656S	30"	15"	65"	103#	\$590
EFL3018656S	30"	18"	65"	120#	\$789
EFL3024656S	30"	24"	65"	148#	\$823
EFL3030656S	30"	30"	65"	182#	\$936
EFL3609656S	36"	9"	65"	87#	\$596
EFL3612656S	36"	12"	65"	87#	\$564
EFL3615656S	36"	15"	65"	114#	\$594
EFL3618656S	36"	18"	65"	134#	\$789
EFL3624656S	36"	24"	65"	163#	\$823
EFL3630656S	36"	30"	65"	201#	\$936
EFL4209656S	42"	9"	65"	110#	\$631
EFL4212656S	42"	12"	65"	125#	\$602
EFL4215656S	42"	15"	65"	142#	\$679
EFL4218656S	42"	18"	65"	159#	\$834
EFL4224656S	42"	24"	65"	192#	\$916
EFL4230656S	42"	30"	65"	232#	\$1034
EFL4809656S	48"	9"	65"	124#	\$706
EFL4812656S	48"	12"	65"	140#	\$703
EFL4815656S	48"	15"	65"	157#	\$761
EFL4818656S	48"	18"	65"	178#	\$920
EFL4824656S	48"	24"	65"	211#	\$1016
EFL4830656S	48"	30"	65"	254#	\$1118



Adder Units with Open "T" Upright

Model No.	W	D	H	Wt.	List Price
EFO2409656A	24"	9"	65"	55#	\$507
EFO2412656A	24"	12"	65"	60#	\$473
EFO2415656A	24"	15"	65"	64#	\$496
EFO2418656A	24"	18"	65"	74#	\$658
EFO2424656A	24"	24"	65"	86#	\$708
EFO2430656A	24"	30"	65"	105#	\$778
EFO3009656A	30"	9"	65"	64#	\$507
EFO3012656A	30"	12"	65"	69#	\$473
EFO3015656A	30"	15"	65"	76#	\$496
EFO3018656A	30"	18"	65"	86#	\$684
EFO3024656A	30"	24"	65"	101#	\$710
EFO3030656A	30"	30"	65"	122#	\$780
EFO3609656A	36"	9"	65"	75#	\$507
EFO3612656A	36"	12"	65"	80#	\$476
EFO3615656A	36"	15"	65"	87#	\$500
EFO3618656A	36"	18"	65"	99#	\$684
EFO3624656A	36"	24"	65"	116#	\$710
EFO3630656A	36"	30"	65"	141#	\$780
EFO4209656A	42"	9"	65"	99#	\$542
EFO4212656A	42"	12"	65"	101#	\$514
EFO4215656A	42"	15"	65"	115#	\$584
EFO4218656A	42"	18"	65"	126#	\$729
EFO4224656A	42"	24"	65"	145#	\$803
EFO4230656A	42"	30"	65"	172#	\$878
EFO4809656A	48"	9"	65"	113#	\$617
EFO4812656A	48"	12"	65"	121#	\$615
EFO4815656A	48"	15"	65"	130#	\$667
EFO4818656A	48"	18"	65"	144#	\$815
EFO4824656A	48"	24"	65"	164#	\$903
EFO4830656A	48"	30"	65"	186#	\$962

With Closed "T" Upright

Model No.	Wt.	List Price
EFT2409656A	54#	\$563
EFT2412656A	63#	\$530
EFT2415656A	71#	\$560
EFT2418656A	81#	\$721
EFT2424656A	102#	\$790
EFT2430656A	127#	\$889
EFT3009656A	63#	\$563
EFT3012656A	72#	\$530
EFT3015656A	83#	\$560
EFT3018656A	95#	\$762
EFT3024656A	117#	\$792
EFT3030656A	144#	\$891
EFT3609656A	74#	\$563
EFT3612656A	83#	\$533
EFT3615656A	94#	\$564
EFT3618656A	108#	\$762
EFT3624656A	132#	\$792
EFT3630656A	155#	\$836
EFT4209656A	98#	\$598
EFT4212656A	109#	\$572
EFT4215656A	122#	\$648
EFT4218656A	135#	\$807
EFT4224656A	161#	\$885
EFT4230656A	194#	\$990
EFT4809656A	112#	\$673
EFT4812656A	124#	\$673
EFT4815656A	137#	\$730
EFT4818656A	153#	\$893
EFT4824656A	186#	\$1051
EFT4830656A	216#	\$1073

9", 12" and 15" are single entry only. 18", 24" and 30" deep are double entry.

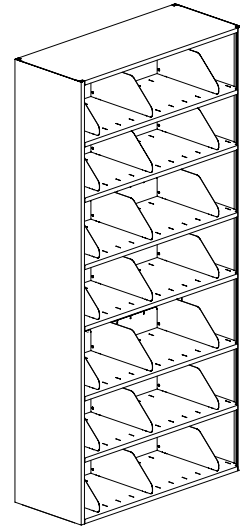
DIVIDERS ARE NOT INCLUDED. 3 dividers recommended per shelf. Dividers required for use with common stops. Shelves are 22-gauge.

4-POST SHELVING

76" HEIGHT, SEVEN-TIER COMPLETE ASSEMBLIES

Starter Units with Two Closed "L" Uprights

Model No.	W	D	H	Wt.	List Price
EFL2409767S	24"	9"	76"	77#	\$694
EFL2412767S	24"	12"	76"	92#	\$652
EFL2415767S	24"	15"	76"	104#	\$670
EFL2418767S	24"	18"	76"	112#	\$892
EFL2424767S	24"	24"	76"	153#	\$960
EFL2430767S	24"	30"	76"	191#	\$1092
EFL3009767S	30"	9"	76"	86#	\$694
EFL3012767S	30"	12"	76"	102#	\$652
EFL3015767S	30"	15"	76"	118#	\$670
EFL3018767S	30"	18"	76"	126#	\$886
EFL3024767S	30"	24"	76"	171#	\$962
EFL3030767S	30"	30"	76"	210#	\$1094
EFL3609767S	36"	9"	76"	100#	\$694
EFL3612767S	36"	12"	76"	115#	\$655
EFL3615767S	36"	15"	76"	131#	\$684
EFL3618767S	36"	18"	76"	141#	\$886
EFL3624767S	36"	24"	76"	188#	\$962
EFL3630767S	36"	30"	76"	232#	\$1094
EFL4209767S	42"	9"	76"	127#	\$724
EFL4212767S	42"	12"	76"	145#	\$702
EFL4215767S	42"	15"	76"	163#	\$770
EFL4218767S	42"	18"	76"	172#	\$950
EFL4224767S	42"	24"	76"	222#	\$1056
EFL4230767S	42"	30"	76"	267#	\$1207
EFL4809767S	48"	9"	76"	143#	\$809
EFL4812767S	48"	12"	76"	163#	\$806
EFL4815767S	48"	15"	76"	181#	\$867
EFL4818767S	48"	18"	76"	192#	\$1037
EFL4824767S	48"	24"	76"	251#	\$1251
EFL4830767S	48"	30"	76"	293#	\$1304



Adder Units with Open "T" Upright

Model No.	W	D	H	Wt.	List Price
EFO2409767A	24"	9"	76"	63#	\$592
EFO2412767A	24"	12"	76"	69#	\$540
EFO2415767A	24"	15"	76"	73#	\$581
EFO2418767A	24"	18"	76"	86#	\$776
EFO2424767A	24"	24"	76"	98#	\$811
EFO2430767A	24"	30"	76"	121#	\$892
EFO3009767A	30"	9"	76"	73#	\$592
EFO3012767A	30"	12"	76"	79#	\$540
EFO3015767A	30"	15"	76"	87#	\$581
EFO3018767A	30"	18"	76"	99#	\$770
EFO3024767A	30"	24"	76"	116#	\$813
EFO3030767A	30"	30"	76"	140#	\$894
EFO3609767A	36"	9"	76"	86#	\$592
EFO3612767A	36"	12"	76"	92#	\$543
EFO3615767A	36"	15"	76"	100#	\$585
EFO3618767A	36"	18"	76"	115#	\$770
EFO3624767A	36"	24"	76"	133#	\$813
EFO3630767A	36"	30"	76"	162#	\$894
EFO4209767A	42"	9"	76"	114#	\$621
EFO4212767A	42"	12"	76"	122#	\$600
EFO4215767A	42"	15"	76"	132#	\$672
EFO4218767A	42"	18"	76"	146#	\$834
EFO4224767A	42"	24"	76"	167#	\$909
EFO4230767A	42"	30"	76"	197#	\$1007
EFO4809767A	48"	9"	76"	130#	\$707
EFO4812767A	48"	12"	76"	140#	\$705
EFO4815767A	48"	15"	76"	150#	\$767
EFO4818767A	48"	18"	76"	166#	\$921
EFO4824767A	48"	24"	76"	196#	\$1103
EFO4830767A	48"	30"	76"	223#	\$1104

With Closed "T" Upright

Model No.	Wt.	List Price
EFT2409767A	77#	\$802
EFT2412767A	73#	\$601
EFT2415767A	81#	\$644
EFT2418767A	101#	\$875
EFT2424767A	117#	\$911
EFT2430767A	147#	\$1017
EFT3009767A	72#	\$650
EFT3012767A	83#	\$601
EFT3015767A	95#	\$644
EFT3018767A	115#	\$869
EFT3024767A	135#	\$913
EFT3030767A	166#	\$1019
EFT3609767A	86#	\$650
EFT3612767A	96#	\$604
EFT3615767A	108#	\$648
EFT3618767A	130#	\$869
EFT3624767A	152#	\$913
EFT3630767A	188#	\$1019
EFT4209767A	113#	\$680
EFT4212767A	126#	\$661
EFT4215767A	140#	\$734
EFT4218767A	161#	\$934
EFT4224767A	186#	\$1008
EFT4230767A	223#	\$1132
EFT4809767A	129#	\$766
EFT4812767A	144#	\$766
EFT4815767A	158#	\$830
EFT4818767A	181#	\$1020
EFT4824767A	215#	\$1202
EFT4830767A	249#	\$1229

9", 12" and 15" are single entry only. 18", 24" and 30" deep are double entry.

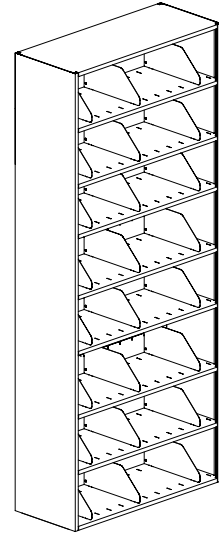
DIVIDERS ARE NOT INCLUDED. 3 dividers recommended per shelf. Dividers required for use with common stops. Shelves are 22-gauge.

4-POST SHELVING

86" HEIGHT, EIGHT-TIER COMPLETE ASSEMBLIES

Starter Units with Two Closed "L" Uprights

Model No.	W	D	H	Wt.	List Price
EFL2409868S	24"	9"	86"	87#	\$766
EFL2412868S	24"	12"	86"	103#	\$708
EFL2415868S	24"	15"	86"	118#	\$760
EFL2418868S	24"	18"	86"	121#	\$1034
EFL2424868S	24"	24"	86"	172#	\$1081
EFL2430868S	24"	30"	86"	216#	\$1211
EFL3009868S	30"	9"	86"	98#	\$766
EFL3012868S	30"	12"	86"	114#	\$708
EFL3015868S	30"	15"	86"	133#	\$760
EFL3018868S	30"	18"	86"	136#	\$1039
EFL3024868S	30"	24"	86"	192#	\$1083
EFL3030868S	30"	30"	86"	238#	\$1213
EFL3609868S	36"	9"	86"	113#	\$766
EFL3612868S	36"	12"	86"	129#	\$721
EFL3615868S	36"	15"	86"	148#	\$764
EFL3618868S	36"	18"	86"	154#	\$1039
EFL3624868S	36"	24"	86"	211#	\$1083
EFL3630868S	36"	30"	86"	262#	\$1213
EFL4209868S	42"	9"	86"	144#	\$799
EFL4212868S	42"	12"	86"	163#	\$774
EFL4215868S	42"	15"	86"	184#	\$862
EFL4218868S	42"	18"	86"	189#	\$1101
EFL4224868S	42"	24"	86"	249#	\$1191
EFL4230868S	42"	30"	86"	302#	\$1341
EFL4809868S	48"	9"	86"	162#	\$898
EFL4812868S	48"	12"	86"	183#	\$895
EFL4815868S	48"	15"	86"	204#	\$966
EFL4818868S	48"	18"	86"	212#	\$1199
EFL4824868S	48"	24"	86"	282#	\$1412
EFL4830868S	48"	30"	86"	332#	\$1451



Adder Units with Open "T" Upright

Model No.	W	D	H	Wt.	List Price
EF02409868A	24"	9"	86"	71#	\$657
EF02412868A	24"	12"	86"	77#	\$610
EF02415868A	24"	15"	86"	83#	\$644
EF02418868A	24"	18"	86"	95#	\$869
EF02424868A	24"	24"	86"	111#	\$907
EF02430868A	24"	30"	86"	136#	\$987
EF03009868A	30"	9"	86"	81#	\$657
EF03012868A	30"	12"	86"	88#	\$610
EF03015868A	30"	15"	86"	98#	\$644
EF03018868A	30"	18"	86"	111#	\$873
EF03024868A	30"	24"	86"	108#	\$909
EF03030868A	30"	30"	86"	158#	\$989
EF03609868A	36"	9"	86"	96#	\$657
EF03612868A	36"	12"	86"	103#	\$613
EF03615868A	36"	15"	86"	113#	\$648
EF03618868A	36"	18"	86"	128#	\$873
EF03624868A	36"	24"	86"	150#	\$909
EF03630868A	36"	30"	86"	182#	\$989
EF04209868A	42"	9"	86"	128#	\$690
EF04212868A	42"	12"	86"	137#	\$666
EF04215868A	42"	15"	86"	149#	\$745
EF04218868A	42"	18"	86"	164#	\$935
EF04224868A	42"	24"	86"	188#	\$1017
EF04230868A	42"	30"	86"	222#	\$1117
EF04809868A	48"	9"	86"	146#	\$788
EF04812868A	48"	12"	86"	157#	\$786
EF04815868A	48"	15"	86"	169#	\$854
EF04818868A	48"	18"	86"	186#	\$1033
EF04824868A	48"	24"	86"	221#	\$1238
EF04830868A	48"	30"	86"	252#	\$1227

With Closed "T" Upright

Model No.	Wt.	List Price
EFT2409868A	71#	\$718
EFT2412868A	82#	\$685
EFT2415868A	92#	\$720
EFT2418868A	110#	\$971
EFT2424868A	132#	\$1017
EFT2430868A	166#	\$1130
EFT3009868A	82#	\$718
EFT3012868A	93#	\$685
EFT3015868A	127#	\$897
EFT3018868A	152#	\$975
EFT3024868A	152#	\$1019
EFT3030868A	188#	\$1132
EFT3609868A	97#	\$718
EFT3612868A	108#	\$688
EFT3615868A	122#	\$725
EFT3618868A	143#	\$975
EFT3624868A	171#	\$1019
EFT3630868A	212#	\$1132
EFT4209868A	128#	\$752
EFT4212868A	128#	\$752
EFT4215868A	158#	\$822
EFT4218868A	178#	\$1036
EFT4224868A	209#	\$1127
EFT4230868A	252#	\$1260
EFT4809868A	146#	\$849
EFT4812868A	162#	\$861
EFT4815868A	178#	\$931
EFT4818868A	201#	\$1135
EFT4824868A	242#	\$1348
EFT4830868A	282#	\$1371

9", 12" and 15" are single entry only. 18", 24" and 30" deep are double entry.

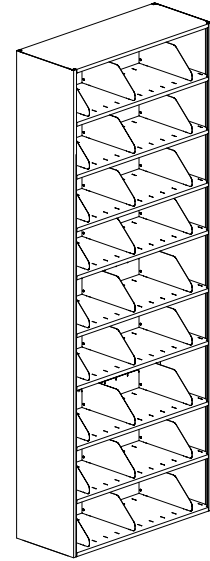
DIVIDERS ARE NOT INCLUDED. 3 dividers recommended per shelf. Dividers required for use with common stops. Shelves are 22-gauge.

4-POST SHELVING

97" HEIGHT, NINE-TIER COMPLETE ASSEMBLIES

Starter Units with Two Closed "L" Uprights

Model No.	W	D	H	Wt.	List Price
EFL2409979S	24"	9"	97"	91#	\$791
EFL2412979S	24"	12"	97"	116#	\$804
EFL2415979S	24"	15"	97"	133#	\$841
EFL2418979S	24"	18"	97"	142#	\$1146
EFL2424979S	24"	24"	97"	190#	\$1203
EFL2430979S	24"	30"	97"	241#	\$1270
EFL3009979S	30"	9"	97"	111#	\$856
EFL3012979S	30"	12"	97"	128#	\$804
EFL3015979S	30"	15"	97"	150#	\$841
EFL3018979S	30"	18"	97"	159#	\$1150
EFL3024979S	30"	24"	97"	214#	\$1205
EFL3030979S	30"	30"	97"	263#	\$1331
EFL3609979S	36"	9"	97"	126#	\$856
EFL3612979S	36"	12"	97"	142#	\$807
EFL3615979S	36"	15"	97"	169#	\$845
EFL3618979S	36"	18"	97"	178#	\$1150
EFL3624979S	36"	24"	97"	236#	\$1205
EFL3630979S	36"	30"	97"	293#	\$1331
EFL4209979S	42"	9"	97"	161#	\$894
EFL4212979S	42"	12"	97"	183#	\$866
EFL4215979S	42"	15"	97"	207#	\$954
EFL4218979S	42"	18"	97"	218#	\$1219
EFL4224979S	42"	24"	97"	279#	\$1325
EFL4230979S	42"	30"	97"	338#	\$1474
EFL4809979S	48"	9"	97"	181#	\$1003
EFL4812979S	48"	12"	97"	205#	\$1002
EFL4815979S	48"	15"	97"	230#	\$1077
EFL4818979S	48"	18"	97"	243#	\$1328
EFL4824979S	48"	24"	97"	315#	\$1575
EFL4830979S	48"	30"	97"	370#	\$1599



Adder Units with Open "T" Upright

Model No.	W	D	H	Wt.	List Price
EFO2409979A	24"	9"	97"	80#	\$721
EFO2412979A	24"	12"	97"	86#	\$671
EFO2415979A	24"	15"	97"	92#	\$707
EFO2418979A	24"	18"	97"	107#	\$956
EFO2424979A	24"	24"	97"	121#	\$999
EFO2430979A	24"	30"	97"	150#	\$1087
EFO3009979A	30"	9"	97"	92#	\$721
EFO3012979A	30"	12"	97"	98#	\$671
EFO3015979A	30"	15"	97"	109#	\$707
EFO3018979A	30"	18"	97"	124#	\$962
EFO3024979A	30"	24"	97"	143#	\$1001
EFO3030979A	30"	30"	97"	175#	\$1089
EFO3609979A	36"	9"	97"	109#	\$721
EFO3612979A	36"	12"	97"	115#	\$674
EFO3615979A	36"	15"	97"	126#	\$711
EFO3618979A	36"	18"	97"	143#	\$962
EFO3624979A	36"	24"	97"	165#	\$1001
EFO3630979A	36"	30"	97"	202#	\$1089
EFO4209979A	42"	9"	97"	144#	\$760
EFO4212979A	42"	12"	97"	153#	\$732
EFO4215979A	42"	15"	97"	166#	\$802
EFO4218979A	42"	18"	97"	183#	\$1030
EFO4224979A	42"	24"	97"	208#	\$1122
EFO4230979A	42"	30"	97"	247#	\$1232
EFO4809979A	48"	9"	97"	164#	\$869
EFO4812979A	48"	12"	97"	175#	\$867
EFO4815979A	48"	15"	97"	189#	\$942
EFO4818979A	48"	18"	97"	208#	\$1140
EFO4824979A	48"	24"	97"	244#	\$1371
EFO4830979A	48"	30"	97"	279#	\$1356

With Closed "T" Upright

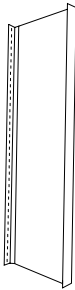
Model No.	Wt.	List Price
EFT2409979A	77#	\$795
EFT2412979A	92#	\$759
EFT2415979A	103#	\$796
EFT2418979A	115#	\$1073
EFT2424979A	147#	\$1123
EFT2430979A	129#	\$1244
EFT3009979A	91#	\$795
EFT3012979A	104#	\$759
EFT3015979A	120#	\$796
EFT3018979A	132#	\$1077
EFT3024979A	169#	\$1125
EFT3030979A	210#	\$1246
EFT3609979A	108#	\$795
EFT3612979A	121#	\$762
EFT3615979A	137#	\$800
EFT3618979A	151#	\$1077
EFT3624979A	191#	\$1125
EFT3630979A	237#	\$1246
EFT4209979A	143#	\$833
EFT4212979A	159#	\$820
EFT4215979A	177#	\$910
EFT4218979A	191#	\$1146
EFT4224979A	234#	\$1245
EFT4230979A	282#	\$1390
EFT4809979A	163#	\$942
EFT4812979A	181#	\$954
EFT4815979A	200#	\$1032
EFT4818979A	216#	\$1255
EFT4824979A	270#	\$1494
EFT4830979A	314#	\$1514

9", 12" and 15" are single entry only. 18", 24" and 30" deep are double entry.

DIVIDERS ARE NOT INCLUDED. 3 dividers recommended per shelf. Dividers required for use with common stops. Shelves are 22-gauge.

4-POST SHELVING

COMPONENTS



Closed "L"-Uprights

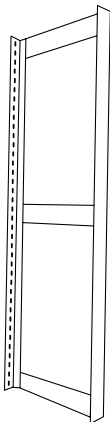
Model No.	D	Wt.	List Price	Model No.	D	Wt.	List Price
43" Height				86" Height			
EF0943L	9"	8#	\$80	EF0986L	9"	16#	\$95
EF1243L	12"	11#	\$80	EF1286L	12"	21#	\$95
EF1543L	15"	13#	\$84	EF1586L	15"	26#	\$101
EF1843L	18"	16#	\$90	EF1886L	18"	33#	\$132
EF2443L	24"	20#	\$95	EF2486L	24"	40#	\$136
EF3043L	30"	25#	\$110	EF3086L	30"	50#	\$165
65" Height				97" Height			
EF0965L	9"	12#	\$80	EF0997L	9"	18#	\$107
EF1265L	12"	16#	\$80	EF1297L	12"	24#	\$107
EF1565L	15"	20#	\$84	EF1597L	15"	30#	\$110
EF1865L	18"	24#	\$100	EF1897L	18"	35#	\$143
EF2465L	24"	31#	\$104	EF2497L	24"	45#	\$152
EF3065L	30"	38#	\$127	EF3097L	30"	56#	\$174
76" Height							
EF0976L	9"	14#	\$91				
EF1276L	12"	19#	\$91				
EF1576L	15"	23#	\$93				
EF1876L	18"	29#	\$105				
EF2476L	24"	36#	\$122				
EF3076L	30"	44#	\$156				

Closed "T"-Uprights

Model No.	D	Wt.	List Price	Model No.	D	Wt.	List Price
43" Height				86" Height			
EF0943T	9"	8#	\$126	EF0986T	9"	16#	\$141
EF1243T	12"	11#	\$129	EF1286T	12"	21#	\$156
EF1543T	15"	13#	\$137	EF1586T	15"	26#	\$163
EF1843T	18"	16#	\$160	EF1886T	18"	31#	\$201
EF2443T	24"	20#	\$167	EF2486T	24"	40#	\$209
EF3043T	30"	25#	\$193	EF3086T	30"	50#	\$248
65" Height				97" Height			
EF0965T	9"	12#	\$126	EF0997T	9"	18#	\$154
EF1265T	12"	16#	\$129	EF1297T	12"	24#	\$169
EF1565T	15"	20#	\$137	EF1597T	15"	30#	\$176
EF1865T	18"	25#	\$173	EF1897T	18"	37#	\$214
EF2465T	24"	31#	\$177	EF2497T	24"	45#	\$222
EF3065T	30"	38#	\$209	EF3097T	30"	56#	\$263
76" Height							
EF0976T	9"	14#	\$138				
EF1276T	12"	19#	\$141				
EF1576T	15"	23#	\$149				
EF1876T	18"	31#	\$193				
EF2476T	24"	36#	\$195				
EF3076T	30"	44#	\$236				

Open Uprights (OP)

Model No.	D	Wt.	List Price	Model No.	D	Wt.	List Price
43" Height				86" Height			
EF0943OP	9"	8 1/2#	\$71	EF0986OP	9"	16#	\$80
EF1243OP	12"	8 3/4#	\$72	EF1286OP	12"	16 1/2#	\$81
EF1543OP	15"	9#	\$74	EF1586OP	15"	17#	\$86
EF1843OP	18"	9 1/4#	\$95	EF1886OP	18"	17 1/2#	\$99
EF2443OP	24"	9 1/2#	\$95	EF2486OP	24"	19#	\$99
EF3043OP	30"	9 3/4#	\$98	EF3086OP	30"	20#	\$105
65" Height				97" Height			
EF0965OP	9"	13#	\$71	EF0997OP	9"	16#	\$80
EF1265OP	12"	13 1/4#	\$72	EF1297OP	12"	16 1/2#	\$81
EF1565OP	15"	13 1/2#	\$74	EF1597OP	15"	17#	\$86
EF1865OP	18"	13 3/4#	\$95	EF1897OP	18"	17 1/2#	\$99
EF2465OP	24"	15#	\$95	EF2497OP	24"	19#	\$99
EF3065OP	30"	16#	\$98	EF3097OP	30"	20#	\$105
76" Height							
EF0976OP	9"	15#	\$80				
EF1276OP	12"	15 1/4#	\$81				
EF1576OP	15"	15 1/2#	\$86				
EF1876OP	18"	16#	\$94				
EF2476OP	24"	17#	\$96				
EF3076OP	30"	18#	\$111				



4-POST SHELVING

COMPONENTS

Slotted Shelves (SLF) – 22-Gauge

Model No.	D	Wt.	List Price
24" Width			
EF2409S	9"	2 1/2#	\$30
EF2412S	12"	3 1/4#	\$25
EF2415S	15"	3 3/4#	\$28
EF2418S	18"	4 1/2#	\$46
EF2424S	24"	5 3/4#	\$46
EF2430S	30"	7#	\$52

30" Width

EF3009S	9"	3#	\$30
EF3012S	12"	3 3/4#	\$25
EF3015S	15"	4 3/4#	\$28
EF3018S	18"	5 1/2#	\$46
EF3024S	24"	7 1/4#	\$46
EF3030S	30"	8 3/4#	\$52

36" Width

EF3609S	9"	3 3/4#	\$30
EF3612S	12"	4 1/2#	\$25
EF3615S	15"	5 1/2#	\$28
EF3618S	18"	6 1/2#	\$46
EF3624S	24"	8 1/2#	\$46
EF3630S	30"	10 1/2#	\$52

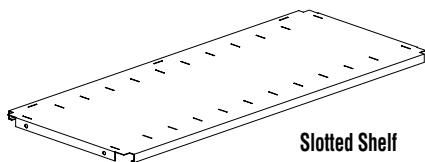
42" Width

EF4209S	9"	4 1/4#	\$33
EF4212S	12"	5 1/4#	\$30
EF4215S	15"	6 1/2#	\$38
EF4218S	18"	7 1/2#	\$53
EF4224S	24"	9 3/4#	\$58
EF4230S	30"	12#	\$65

48" Width

EF4809S	9"	4 3/4#	\$38
EF4812S	12"	6#	\$38
EF4815S	15"	7 1/4#	\$45
EF4818S	18"	8 1/2#	\$58
EF4824S	24"	11#	\$68
EF4830S	30"	13 3/4#	\$73

Note: Order two supports per shelf. Shelves are slotted to accept dividers on 3" centers/increments.



Slotted Shelf

Unslotted Shelves, or Canopy Top (SU) – 22-Gauge

Model No.	D	Wt.	List Price
24" Width			
EF2409U	9"	2 1/2#	\$30
EF2412U	12"	3 1/4#	\$25
EF2415U	15"	3 3/4#	\$28
EF2418U	18"	4 1/2#	\$38
EF2424U	24"	5 3/4#	\$43
EF2430U	30"	7#	\$49

30" Width

EF3009U	9"	3#	\$30
EF3012U	12"	3 3/4#	\$25
EF3015U	15"	4 3/4#	\$28
EF3018U	18"	5 1/2#	\$43
EF3024U	24"	7 1/4#	\$45
EF3030U	30"	8 3/4#	\$52

36" Width

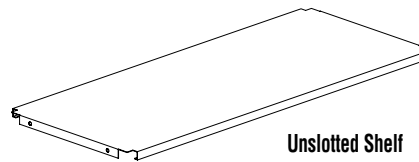
EF3609U	9"	3 3/4#	\$30
EF3612U	12"	4 1/2#	\$28
EF3615U	15"	5 1/2#	\$32
EF3618U	18"	6 1/2#	\$43
EF3624U	24"	8 1/2#	\$45
EF3630U	30"	10 1/2#	\$52

42" Width

EF4209U	9"	4 1/4#	\$30
EF4212U	12"	5 1/4#	\$30
EF4215U	15"	6 1/2#	\$37
EF4218U	18"	7 1/2#	\$46
EF4224U	24"	9 3/4#	\$53
EF4230U	30"	12#	\$62

48" Width

EF4809U	9"	4 3/4#	\$37
EF4812U	12"	6#	\$34
EF4815U	15"	7 1/4#	\$41
EF4818U	18"	8 1/2#	\$54
EF4824U	24"	11#	\$57
EF4830U	30"	13 3/4#	\$64



Unslotted Shelf

4-POST SHELVING

COMPONENTS

Slotted Shelves (SLS) – 18-Gauge

Model No.	D	Wt.	List Price
24" Width			
EF2409S18GA	9"	4#	\$48
EF2412S18GA	12"	5#	\$55
EF2415S18GA	15"	5 3/4#	\$56
EF2418S18GA	18"	7#	\$57
EF2424S18GA	24"	9 1/4#	\$114
EF2430S18GA	30"	11 1/2#	\$117

30" Width

EF3009S18GA	9"	4 3/4#	\$49
EF3012S18GA	12"	6#	\$56
EF3015S18GA	15"	7 1/2#	\$57
EF3018S18GA	18"	8 3/4#	\$58
EF3024S18GA	24"	11 1/4#	\$117
EF3030S18GA	30"	14#	\$120

36" Width

EF3609S18GA	9"	5 3/4#	\$49
EF3612S18GA	12"	7 1/4#	\$56
EF3615S18GA	15"	8 3/4#	\$57
EF3618S18GA	18"	10 1/4#	\$62
EF3624S18GA	24"	13 1/2#	\$117
EF3630S18GA	30"	16 1/2#	\$120

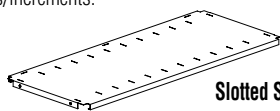
42" Width

EF4209S18GA	9"	6 1/2#	\$57
EF4212S18GA	12"	8 1/2#	\$59
EF4215S18GA	15"	10 1/4#	\$62
EF4218S18GA	18"	12#	\$64
EF4224S18GA	24"	15 1/2#	\$121
EF4230S18GA	30"	19 1/4#	\$122

48" Width

EF4809S18GA	9"	7 1/2#	\$59
EF4812S18GA	12"	9 1/2#	\$62
EF4815S18GA	15"	11 1/2#	\$63
EF4818S18GA	18"	13 3/4#	\$65
EF4824S18GA	24"	17 3/4#	\$123
EF4830S18GA	30"	21 3/4#	\$125

Note: Order two supports per shelf. Shelves are slotted to accept dividers on 3" centers/increments.

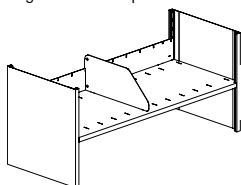


Slotted Shelf

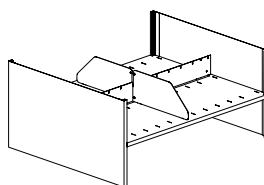
Common Stops (CS)

Model No.	W	H	Wt.	List Price
EF24CS	24"	3 1/2"	1 1/4#	\$9
EF30CS	30"	3 1/2"	1 1/2#	\$9
EF36CS	36"	3 1/2"	1 1/2#	\$9
EF42CS	42"	3 1/2"	1 3/4#	\$10
EF48CS	48"	3 1/2"	2#	\$10

Note: Dividers are required when using common stops.



Common Stop Single



Common Stop Double

Unslotted Shelves, or Canopy Top (SU) – 18-Gauge

Model No.	D	Wt.	List Price
24" Width			
EF2409U18GA	9"	4#	\$45
EF2412U18GA	12"	5#	\$49
EF2415U18GA	15"	5 3/4#	\$52
EF2418U18GA	18"	7#	\$54
EF2424U18GA	24"	9 1/4#	\$90
EF2430U18GA	30"	11 1/2#	\$93
EF2436U18GA	36"	13 1/4#	\$107

30" Width

EF3009U18GA	9"	4 3/4#	\$47
EF3012U18GA	12"	6#	\$53
EF3015U18GA	15"	7 1/2#	\$57
EF3018U18GA	18"	8 3/4#	\$57
EF3024U18GA	24"	11 1/4#	\$114
EF3030U18GA	30"	14#	\$117
EF3036U18GA	36"	16 1/2#	\$120

36" Width

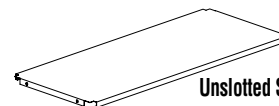
EF3609U18GA	9"	5 3/4#	\$47
EF3612U18GA	12"	7 1/4#	\$56
EF3615U18GA	15"	8 3/4#	\$57
EF3618U18GA	18"	10 1/4#	\$62
EF3624U18GA	24"	13 1/2#	\$117
EF3630U18GA	30"	16 1/2#	\$120
EF3636U18GA	36"	19 1/2#	\$122

42" Width

EF4209U18GA	9"	6 1/2#	\$53
EF4212U18GA	12"	8 1/2#	\$58
EF4215U18GA	15"	10 1/4#	\$59
EF4218U18GA	18"	12#	\$62
EF4224U18GA	24"	15 1/2#	\$119
EF4230U18GA	30"	19 1/4#	\$120
EF4236U18GA	36"	22 3/4#	\$122

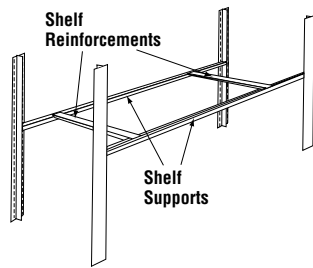
48" Width

EF4809U18GA	9"	7 1/2#	\$55
EF4812U18GA	12"	9 1/2#	\$62
EF4815U18GA	15"	11 1/2#	\$63
EF4818U18GA	18"	13 3/4#	\$59
EF4824U18GA	24"	17 3/4#	\$121
EF4830U18GA	30"	21 3/4#	\$120
EF4836U18GA	36"	26#	\$122



Unslotted Shelf

COMPONENTS



Shelf Supports (SS) - 11 gauge only

Model No.	W	H	Wt.	List Price
EF2411SSPT	24"	3/4"	1 1/5#	\$12
EF3011SSPT	30"	3/4"	2 1/4#	\$12
EF3611SSPT	36"	3/4"	2 5/7#	\$12
EF4211SSPT	42"	3/4"	3 1/5#	\$12
EF4811SSPT	48"	3/4"	3 2/3#	\$16

Note: Shelf supports are not interchangeable with bottom shelf supports. Pebble Gray only.

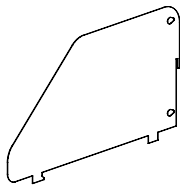
Shelf Support Bottom (SSB)

Model No.	W	H	Wt.	List Price
EF2411SSB	24"	3/4"	3 2/3#	\$12
EF3011SSB	30"	3/4"	2 1/4#	\$12
EF3611SSB	36"	3/4"	2 5/7#	\$12
EF4211SSB	42"	3/4"	3 1/4#	\$12
EF4811SSB	48"	3/4"	3 2/3#	\$16

Note: Bottom shelf must be supported by bottom shelf supports when mounted on a mobile carriage. Graphite Grey only.

	24"	30"	36"	42"	48"
18"	1	1	1	1	2
24"	1	1	1	1	2
30"	2	2	2	2	2
36"	2	2	2	3	3

Number of Shelf Reinforcements required per loaded shelf.



Shelf Reinforcements (SRA) – Indicate color to match system.

Model No.	W	H	Wt.	List Price
F15SRA*	15"	3/4"	3/4#	\$9
F18SRA	18"	3/4"	3/4#	\$9
F24SRA	24"	3/4"	1#	\$11
F30SRA	30"	3/4"	1 1/4#	\$11
F36SRA*	36"	3/4"	1 1/4#	\$11

* For use with Security Shades.

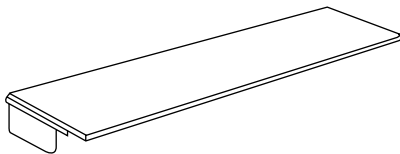
Adjustable File Dividers (DV)

Standard Pack of 6:

Model No.	W	H	Wt.	List Price
F09DV6	9"	6"	3#	\$59
F12DV6	12"	6"	3 1/2#	\$39
F15DV6	15"	6"	4 1/2#	\$45

Standard Pack of 24:

Model No.	W	H	Wt.	List Price
F09DV24	9"	6"	12 1/2#	\$233
F12DV24	12"	6"	13 1/2#	\$155
F15DV24	15"	6"	17 1/2#	\$176



Pullout Reference Shelves (RS)

Model No.	W	D	Wt.	List Price
EF24RS	24"	12"	14 1/2#	\$224
EF30RS	30"	12"	17 1/4#	\$238
EF36RS	36"	12"	20#	\$253
EF42RS	42"	12"	22#	\$266
EF48RS	48"	12"	25 3/4#	\$279

Note: Reference shelves cannot be used in conjunction with either the Security Shade or Kick Plates.

Base Kick Plates (KP)

To be used with standard shelf supports on bottom shelf and slightly raises height of bottom shelf.

Model No.	W	D	Wt.	List Price
EF2402KP	24"	2"	1 1/8#	\$18
EF2406KP	24"	6"	2 3/4#	\$32
EF3002KP	30"	2"	1 1/4#	\$21
EF3006KP	30"	6"	3 1/4#	\$37
EF3602KP	36"	2"	2#	\$21
EF3606KP	36"	6"	4#	\$37
EF4202KP	42"	2"	2 1/4#	\$27
EF4206KP	42"	6"	4 3/4#	\$40
EF4802KP	48"	2"	2 1/2#	\$28
EF4806KP	48"	6"	5 1/2#	\$45

Note: Kick Plates cannot be used in conjunction with Reference Shelves.

4-POST SHELVING

WIRE SHELVING

Zinc-plated shelving (NSF-listed) for dry storage only.

Wire Shelves

Model No.	W	Wt.	List Price
12" Depth			
WS1224Z	24"	5#	\$119
WS1236Z	36"	7#	\$130
WS1242Z	42"	8#	\$155
WS1248Z	48"	10#	\$163

15" Depth			
WS1530Z	30"	7#	\$119
WS1536Z	36"	8#	\$130
WS1542Z	42"	9#	\$155
WS1548Z	48"	10#	\$163

18" Depth			
WS1830Z	30"	8#	\$128
WS1836Z	36"	9#	\$140
WS1842Z	42"	11#	\$160
WS1848Z	48"	12#	\$169

24" Depth			
WS2430Z	30"	11#	\$160
WS2436Z	36"	13#	\$163
WS2442Z	42"	15#	\$195
WS2448Z	48"	16#	\$203

30" Depth			
WS3030Z	30"	14#	\$187
WS3036Z	36"	17#	\$195
WS3042Z	42"	19#	\$222
WS3048Z	48"	20#	\$241

36" Depth			
WS3636Z	36"	18#	\$233
WS3642Z	42"	22#	\$255
WS3648Z	48"	24#	\$267

Optional Center Stop Assemblies

Model No.	W	Wt.	List Price
12" Depth			
WSD1224Z	24"	2#	\$146
WSD1236Z	36"	2#	\$160
WSD1242Z	42"	2#	\$173
WSD1248Z	48"	2 1/8#	\$209

15" Depth			
WSD1530Z	30"	2 1/8#	\$205
WSD1536Z	36"	2 1/8#	\$260
WSD1542Z	42"	2 1/4#	\$271
WSD1548Z	48"	2 1/4#	\$286

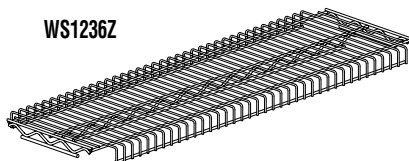
18" Depth			
WSD1830Z	30"	2 1/4#	\$215
WSD1836Z	36"	2 1/4#	\$269
WSD1842Z	42"	2 3/8#	\$277
WSD1848Z	48"	2 3/8#	\$295

24" Depth			
WSD2430Z	30"	2 3/8#	\$237
WSD2436Z	36"	2 3/8#	\$290
WSD2442Z	42"	2 1/2#	\$300
WSD2448Z	48"	2 1/2#	\$313

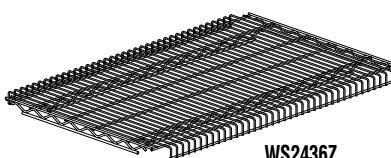
30" Depth			
WSD3030Z	30"	2 1/2#	\$258
WSD3036Z	36"	2 1/2#	\$311
WSD3042Z	42"	2 1/2#	\$323
WSD3048Z	48"	2 1/2#	\$336

36" Depth			
WSD3636Z	36"	2 1/2#	\$377
WSD3642Z	42"	2 3/4#	\$393
WSD3648Z	48"	2 3/4#	\$405

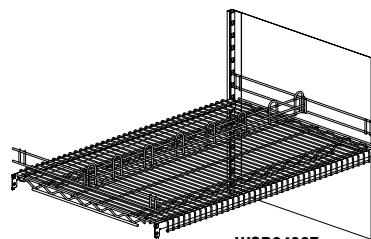
WS1236Z



WS2436Z



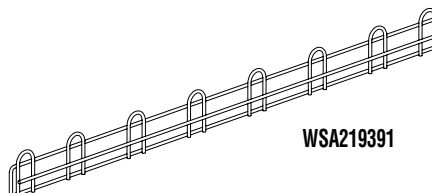
WSD2436Z



Additional Side-to-Side Partitions for Optional Center Stop Assemblies

Model No.	W	Wt.	List Price
WSA219390	30"	1 7/8#	\$95
WSA219391	36"	1 7/8#	\$146
WSA219392	42"	2#	\$160
WSA219393	48"	2#	\$169

WSA219391



Shelf Supports for Wire Shelving – Painted Steel

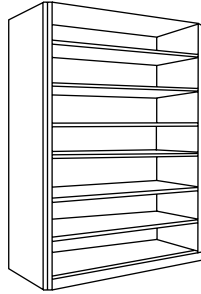
Model No.	W	Wt.	List Price
EF2414WSSS	24"	1 1/4#	\$22
EF3014WSSS	30"	1 3/8#	\$22
EF3614WSSS	36"	1 3/4#	\$22
EF4211WSSS	42"	3 1/4#	\$22
EF4811WSSS	48"	3 5/8#	\$22

Shelf Bottom Supports for Wire Shelving – Painted Steel

Model No.	W	Wt.	List Price
EF24WSB	24"	2 1/4#	\$28
EF30WSB	30"	2 3/4#	\$28
EF36WSB	36"	3 3/8#	\$29
EF42WSB	42"	4#	\$33
EF48WSB	48"	4 5/8#	\$33

4-POST SHELVING

SECURITY COMPONENTS



Back Security Panels (BP)

Used to enclose the back of a single faced unit.

Model No.	W	H	Wt.	List Price
EF2443BP	24"	43"	11#	\$216
EF3043BP	30"	43"	13 3/4#	\$219
EF3643BP	36"	43"	16 1/4#	\$220
EF4243BP	42"	43"	19#	\$222
EF4843BP	48"	43"	21 3/4#	\$233
EF2465BP	24"	65"	16 1/2#	\$241
EF3065BP	30"	65"	20 1/2#	\$243
EF3665BP	36"	65"	24 3/4#	\$243
EF4265BP	42"	65"	29#	\$250
EF4865BP	48"	65"	33#	\$253
EF2476BP	24"	76"	19 1/4#	\$247
EF3076BP	30"	76"	24#	\$250
EF3676BP	36"	76"	28 3/4#	\$250
EF4276BP	42"	76"	33 1/2#	\$256
EF4876BP	48"	76"	38 1/4#	\$274
EF2486BP	24"	86"	21 3/4#	\$247
EF3086BP	30"	86"	27 1/4#	\$260
EF3686BP	36"	86"	38 1/2#	\$260
EF4286BP	42"	86"	38#	\$283
EF4886BP	48"	86"	43 1/2#	\$306
EF2497BP	24"	97"	24 1/4#	\$300
EF3097BP	30"	97"	30 1/2#	\$306
EF3697BP	36"	97"	36 1/2#	\$306
EF4297BP	42"	97"	42 3/4#	\$346
EF4897BP	48"	97"	48 3/4#	\$360

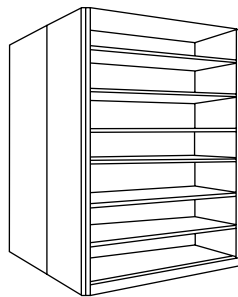

Note: Back security panels are designed as one full piece with no visible hardware. All panels ship in a crate. No additional upcharge for crating.

Center Panels (CP)

Used to close the center of back-to-back single faced units. Cannot be used with 4-Post double-faced shelving.

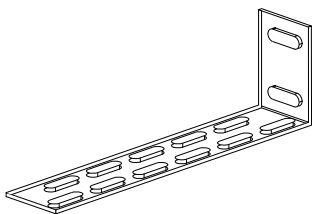
Model No.	W	H	Wt.	List Price
EF2443CP	24"	43"	11#	\$219
EF3043CP	30"	43"	13 3/4#	\$225
EF3643CP	36"	43"	16 1/4#	\$225
EF4243CP	42"	43"	19#	\$231
EF4843CP	48"	43"	21 3/4#	\$234
EF2465CP	24"	65"	16 1/2#	\$238
EF3065CP	30"	65"	20 1/2#	\$243
EF3665CP	36"	65"	24 3/4#	\$243
EF4265CP	42"	65"	29#	\$250
EF4865CP	48"	65"	33#	\$253
EF2476CP	24"	76"	19 1/4#	\$243
EF3076CP	30"	76"	24#	\$250
EF3676CP	36"	76"	28 3/4#	\$250
EF4276CP	42"	76"	33 1/2#	\$256
EF4876CP	48"	76"	38 1/2#	\$274
EF2486CP	24"	86"	21 1/4#	\$253
EF3086CP	30"	86"	27 1/4#	\$260
EF3686CP	36"	86"	32 1/2#	\$260
EF4286CP	42"	86"	38#	\$283
EF4886CP	48"	86"	43 1/2#	\$306
EF2497CP	24"	97"	24 1/4#	\$275
EF3097CP	30"	97"	30 1/2#	\$306
EF3697CP	36"	97"	36 1/2#	\$306
EF4297CP	42"	97"	42 3/4#	\$346
EF4897CP	48"	97"	48 3/4#	\$360

Note: Center panels are designed as one full piece with no visible hardware. All panels ship in a crate. No additional upcharge for crating.



Card Holders (CH) – Standard Pack of 5:

Model No.	W	D	Wt.	List Price
A35CH5	5"	3"	2 1/2#	\$131



Wall Mounting Kit (WMK)

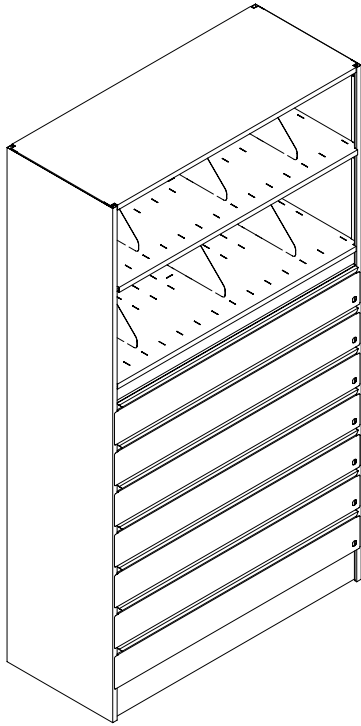
Used to secure shelving to wall. Two brackets sold as pair. Anchoring hardware not included; to be purchased by installer.

Model No.	Wt.	List Price
AWMK	2#	\$52

4-POST ROLL OUT DRAWER TYPICALS

To increase the versatility of 4-Post shelving, Mayline has added Roll Out Drawer and Slatwall options. These options, in addition to our current shelving offer nearly unlimited solutions to meet your specific storage needs. 4-Post can now be used for weapons storage, backroom inventory, tools, medical supplies, or you can transfer your lateral files to 4-Post using roll out drawers. There are multiple accessories available to use with Slatwall for almost any storage requirement. When combined with our Mobile 1000 System, these options can be used to store almost anything efficiently.

Call 1-800-822-8037 or email spaceplanning@mayline.com for FREE DESIGN SERVICE to recommend the best solutions for your storage requirements.



4-POST TYPICAL #1

4-Post Starter 36" x 76" x 18" with 7 - 6" drawers with three drawer partitions and one partition support per drawer; two shelves with dividers.

EFSR367676S **List Price: \$5401**

4-Post Adder 36" x 76" x 18" with 7 - 6" drawers; two shelves with dividers.

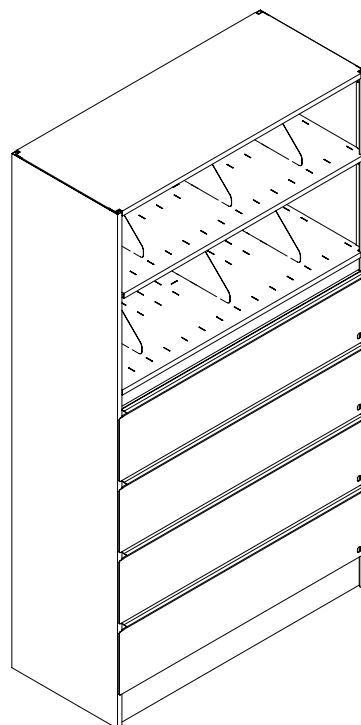
EFSR367676A **List Price: \$5334**

One starter unit and number of required adder units are required if more than one 36" shelving unit is required side-by-side.

Additional partitions available.

FPA6P **List Price: \$34**

* Unit requires anchoring to the wall or floor.
See wall mounting kit page 286



4-POST TYPICAL #2

4-Post Starter 36" x 76" x 18" with 4 - 10 1/2" drawers; two shelves with dividers.

EFSR3676410S **List Price: \$3145**

4-Post Adder 36" x 76" x 18" with 4 - 10 1/2" drawers; two shelves with dividers.

EFSR3676410A **List Price: \$3128**

One starter unit and number of required adder units are required if more than one 36" shelving unit is required side-by-side.

* Unit requires anchoring to the wall or floor.
See wall mounting kit page 286

4-POST SHELVING

SPECIFICATIONS

Actual Width Dimensions

Stationary or Mobile			Mobile Only		
Nominal Shelf Width	(LFI) Usable Space/Shelf	Add for End Actual Unit Width	Add for End Panel Assembly (Fix & Manual)	Add for Assembly with Handle (1000 Systems)	Clearance at Rear Wall
24"	22 5/8"	24"	8"	1"	
30"	28 5/8"	30"	8"	1"	
36"	34 5/8"	36"	8"	1"	
42"	40 5/8"	42"	3 3/4"	8"	1"
48"	46 5/8"	48"	3 3/4"	8"	1"

Actual Height Dimensions					Actual Base Dimensions (Base Depth*)			
	43"	65"	76"	86"	97"	Nominal Shelf Depth	Fixed*	Manual or 1000
Upright	42 5/16"	65 5/16"	75 13/16"	86 5/16"	96 13/16"	9	N/A	N/A
Base & Track	N/A	6 1/4"	6 1/4"	6 1/4"	6 1/4"	12	12"	19"
Overall	N/A	71 9/16"	82 1/16"	92 9/16"	103 1/16"	15	15"	19"
						18	18"	19"
						24	24"	25"
						30	30"	31"
						36	36"	37"

*Depth includes the 1" bumpers.

Steel Material Gauges:

Shelf	18 & 22	Shelf Reinforcement	11
Upright	18	Base Skirts	12
End Panel	20	Wheel Channel	18
Dividers	20	Shaft Diameter	3/4"
Shelf Support	11	Wheel Diameter	4 5/8"




Media Weight:

Letter Size Material:	2# per LFI
Legal Size Material:	3# per LFI

NOTE: EACH SHELF HAS A MAXIMUM WEIGHT CAPACITY OF 240 LBS. MEDIA WEIGHT MUST BE EVENLY DISTRIBUTED BOTH VERTICALLY AND HORIZONTALLY.

CONFIGURATION GUIDE

Configuration Guide for Mixed Media Applications

Media	Description	Clearance Space	Upright Space Required
	Letter/Legal Side Tab	9 3/4"	10 1/2"
	Letter/Legal Standard Top Tab, 1/3 cut	11 1/4"	12"
	3-Ring Binders	12 3/4"	13 1/2"

To determine the height of a unit with media not listed above, first determine the height of the media and add 3/4". Then, round that figure up to the next number divisible by 1 1/2" (because the uprights are slotted on 1 1/2" centers), then multiply that number by the number of tiers desired. Then add 1 1/2" for space that is allotted for the reference shelf. Lastly, add 3/4" for the canopy.

Media Storage Capacities

97" Upright	9	8	7
86" Upright	8	7	6
76" Upright	7	6	5
65" Upright	6	5	4
43" Upright	5	4	3
	4	3	2
	3	2	1
	2	1	
	1		

	Letter/ Legal Side Tab	Letter/ Std. Top Tab	3-Ring Binders
97" Upright	9	8	7
86" Upright	8	7	6
76" Upright	7	6	5
65" Upright	6	5	4
43" Upright	4	3	3

4-POST SHELVING ON KWIK-TRACK – LETTER DEPTH



To increase filing density, 4-Post Shelving can also mount to the Kwik-Track system creating either a bi-file or tri-file lateral sliding shelving system. In either configuration, the rear row of shelves are stationary with shelves in front mounted into a sliding carriage on a track mounted to the floor.

- Heavy-duty aluminum track construction supports 3,500# per carriage.
- Anti-tip built into base for stability and easy installation.
- Systems are complete with shelving and track systems. **Dividers are not included.** (see page 284)
- 240# weight capacity per shelf.
- Track system has a brushed aluminum finish. Floor mounting hardware included.
- Track adds 2 3/4" to overall height of shelving.
- Optional Security Back Panels available (see page 286).
- All systems are letter depth, 12"D shelving only.

Model No.	Description	Dimensions	LFI	Wt.	List Price
Starter/Adder Systems (does not include shelving)					
Dividers not included in systems					
EFPL36721	2/1, 36"L, 7-High System	78"W x 27"D	728"	363#	\$3175
EFPL36732	3/2, 36"L, 7-High System	116"W x 27"D	1212"	597#	\$5428
EFPL36743	4/3, 36"L, 7-High System	156"W x 27"D	1697"	830#	\$7560
EFPL367211	2/1/1, 36"L, 7-High System	78"W x 42"D	970"	518#	\$5163
EFPL367322	3/2/2, 36"L, 7-High System	116"W x 42"D	1697"	893#	\$9124
EFPL367433	4/3/3, 36"L, 7-High System	156"W x 42"D	2424"	1268#	\$12845
EFPL36821	2/1, 36"L, 8-High System	78"W x 27"D	824"	402#	\$3367
EFPL36832	3/2, 36"L, 8-High System	116"W x 27"D	1385"	660#	\$5745
EFPL36843	4/3, 36"L, 8-High System	156"W x 27"D	1939"	918#	\$8002
EFPL368211	2/1/1, 36"L, 8-High System	78"W x 42"D	1108"	571#	\$5422
EFPL368322	3/2/2, 36"L, 8-High System	116"W x 42"D	1939"	984#	\$9575
EFPL368433	4/3/3, 36"L, 8-High System	156"W x 42"D	2770"	1398#	\$13488
EFPL42721	2/1, 42"L, 7-High System	90"W x 27"D	854"	726#	\$3385
EFPL42732	3/2, 42"L, 7-High System	137"W x 27"D	1422"	756#	\$5682
EFPL42743	4/3, 42"L, 7-High System	180"W x 27"D	1991"	1047#	\$8037
EFPL427211	2/1/1, 42"L, 7-High System	90"W x 42"D	1138"	646#	\$5492
EFPL427322	3/2/2, 42"L, 7-High System	137"W x 42"D	1991"	1071#	\$9500
EFPL427433	4/3/3, 42"L, 7-High System	180"W x 42"D	2844"	1585#	\$13621
EFPL42821	2/1, 42"L, 8-High System	90"W x 27"D	975"	507#	\$3595
EFPL42832	3/2, 42"L, 8-High System	137"W x 27"D	1625"	840#	\$6030
EFPL42843	4/3, 42"L, 8-High System	180"W x 27"D	2275"	1164#	\$8521
EFPL428211	2/1/1, 42"L, 8-High System	90"W x 42"D	1300"	715#	\$5775
EFPL428322	3/2/2, 42"L, 8-High System	137"W x 42"D	2275"	1243#	\$9993
EFPL428433	4/3/3, 42"L, 8-High System	180"W x 42"D	3250"	1756#	\$14324



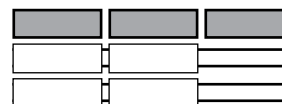
2/1
2 Rows; 2 Fixed, 1 Movable



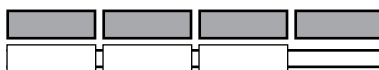
2/1/1
3 Rows; 2 Fixed, 2 Movable



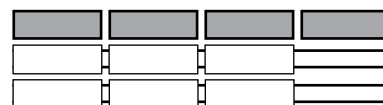
3/2
2 Rows; 3 Fixed, 2 Movable



3/2/2
3 Rows; 3 Fixed, 4 Movable



4/3
2 Rows; 4 Fixed, 3 Movable



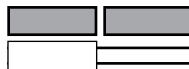
4/3/3
3 Rows; 4 Fixed, 6 Movable

4-POST SHELVING ON KWIK-TRACK – LEGAL DEPTH

To increase filing density, 4-Post Shelving can also mount to the Kwik-Track system creating either a bi-file or tri-file lateral sliding shelving system. In either configuration, the rear row of shelves are stationary with shelves in front mounted into a sliding carriage on a track mounted to the floor.

- Heavy-duty aluminum track construction supports 3,500# per carriage.
- Anti-tip built into base for stability and easy installation.
- Systems are complete with shelving and track systems. **Dividers are not included.** (see page 284)
- Track system has a brushed aluminum finish. Floor mounting hardware included.
- Optional Security Back Panels available (see page 286).
- Track adds 2 3/4" to overall height of shelving.
- All systems are legal depth, 15"D shelving only.

Model No.	Description	Dimensions	LFI	Wt.	List Price
Dividers not included in systems					
EFPG36721	2/1, 36"L, 7-High System	78"W x 33"D	728"	405#	\$3278
EFPG36732	3/2, 36"L, 7-High System	116"W x 33"D	1212"	665#	\$5604
EFPG36743	4/3, 36"L, 7-High System	156"W x 33"D	1697"	924#	\$7810
EFPG367211	2/1/1, 36"L, 7-High System	78"W x 51"D	970"	578#	\$5310
EFPG367322	3/2/2, 36"L, 7-High System	116"W x 51"D	1697"	997#	\$9388
EFPG367433	4/3/3, 36"L, 7-High System	156"W x 51"D	2424"	1416#	\$13226
EFPG36821	2/1, 36"L, 8-High System	78"W x 33"D	824"	452#	\$3496
EFPG36832	3/2, 36"L, 8-High System	116"W x 33"D	1385"	714#	\$5961
EFPG36843	4/3, 36"L, 8-High System	156"W x 33"D	1939"	1030#	\$8306
EFPG368211	2/1/1, 36"L, 8-High System	78"W x 51"D	1108"	642#	\$5604
EFPG368322	3/2/2, 36"L, 8-High System	116"W x 51"D	1939"	1079#	\$9900
EFPG368433	4/3/3, 36"L, 8-High System	156"W x 51"D	2770"	1573#	\$13955
EFPG42721	2/1, 42"L, 7-High System	90"W x 33"D	854"	504#	\$3600
EFPG42732	3/2, 42"L, 7-High System	137"W x 33"D	1422"	833#	\$6174
EFPG42743	4/3, 42"L, 7-High System	180"W x 33"D	1991"	1156#	\$8557
EFPG427211	2/1/1, 42"L, 7-High System	90"W x 51"D	1138"	714#	\$5786
EFPG427322	3/2/2, 42"L, 7-High System	137"W x 51"D	1991"	1239#	\$10279
EFPG427433	4/3/3, 42"L, 7-High System	180"W x 51"D	2844"	1753#	\$14367
EFPG42821	2/1, 42"L, 8-High System	90"W x 33"D	975"	564#	\$3850
EFPG42832	3/2, 42"L, 8-High System	137"W x 33"D	1625"	931#	\$6586
EFPG42843	4/3, 42"L, 8-High System	180"W x 33"D	2275"	1293#	\$9130
EFPG428211	2/1/1, 42"L, 8-High System	90"W x 51"D	1300"	795#	\$6126
EFPG428322	3/2/2, 42"L, 8-High System	137"W x 51"D	2275"	1380#	\$10869
EFPG428433	4/3/3, 42"L, 8-High System	180"W x 51"D	3250"	1955#	\$15228



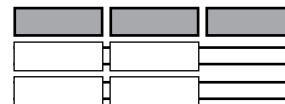
2/1
2 Rows; 2 Fixed, 1 Movable



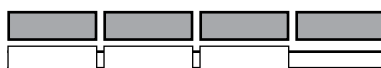
2/1/1
3 Rows; 2 Fixed, 2 Movable



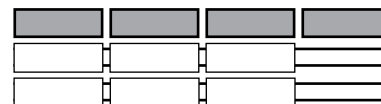
3/2
2 Rows; 3 Fixed, 2 Movable



3/2/2
3 Rows; 3 Fixed, 4 Movable



4/3
2 Rows; 4 Fixed, 3 Movable

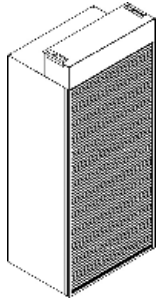


4/3/3
3 Rows; 4 Fixed, 6 Movable

THE SECURITY SHADE

The "Security Shade" is a vertical locking tambour door that provides an affordable alternative to purchasing new filing equipment. The Security Shade not only provides privacy, but also complies with HIPAA Guidelines.

- Can be easily installed on existing 4-Post shelving including most competitive shelving lines.
- Housing adds 8 1/4" in height and 11 1/2" in depth.
- Approximately 20 minutes to install.
- Do not need to remove existing files.
- Extends 4-Post shelving out by 2".
- Key lock keyed differently.
- Doors are available in Graphite only.
- Housing available in all standard paints.



Model No.	W	D	H	Wt.	List Price	Mobile System List Price
SS3665	36"	2"	65"	50#	\$1222	\$1360
SS3676	36"	2"	76"	60#	\$1222	\$1360
SS3688	36"	2"	88"	70#	\$1309	\$1446
SS4265	42"	2"	65"	55#	\$1396	\$1534
SS4276	42"	2"	76"	65#	\$1396	\$1534
SS4288	42"	2"	88"	75#	\$1449	\$1588
SS4865	48"	2"	65"	60#	\$1504	\$1642
SS4876	48"	2"	76"	70#	\$1504	\$1642
SS4888	48"	2"	88"	80#	\$1554	\$1692

Note: Security Shade cannot be used in conjunction with a Reference Shelf.

How to order Security Shade for a mobile system:

First, determine the appropriate type of mobile system you are using, then select the code next to your system in parentheses:

* Mobile 1000 (1000) *Mobile Lite (ML) *4-Post on Kwik-Track (KT)

Next, add the code at the end of the appropriate Security Shade model number.

Example: If you have a 36" wide, 7-tier, 4-Post shelving on Kwik-Track, the appropriate model number would be SS3676KT.

Master key: #912089R



HEAVY-DUTY SHELVING

A complete starter section unit includes two uprights, five shelves (24", 30", 36", 42", or 48" wide), five common stops, twelve shelf supports, shelf reinforcements as required, and one canopy top. Shelves are 18-ga. steel. An adder unit includes the previously mentioned paired with one closed upright.

Choose from either closed "L" uprights or closed "T" uprights. "T" uprights are normally for internal range support, while closed "L" uprights provide a more finished external appearance.

- 800# weight capacity per shelf.
- 12 3/4" clearance between shelves.

Dividers are not included, but are required when using standard common stops.

Compatible with Mobile Aisle 1000 and Mobile Lite, but not Kwik-Track.

PRODUCT NUMBERING SYSTEM FOR FOUR POST SHELVING

Product No. Example: **EX** Heavy-Duty Shelving

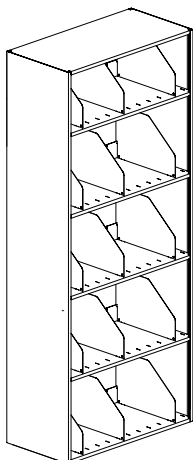
EXL3618865S **36** Shelving Width in Inches (24, 30, 36, 42, and 48)

86 Upright Height in Inches (only one height)

L or T Shelving Type ("L" for Closed L-Uprights, "T" for Closed T-Uprights)

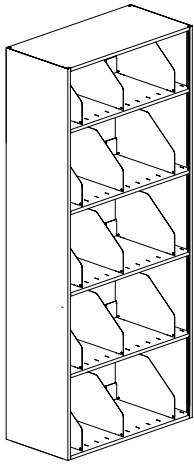
18 Shelving Depth in Inches (18 and 36)

S Starter



Model No.	W	D	H	Wt.	List Price
Starter units with two Closed "L" Uprights					
EXL2418865S	24"	18"	86"	136#	\$1011
EXL2436865S	24"	36"	86"	276#	\$1637
EXL3018865S	30"	18"	86"	169#	\$984
EXL3036865S	30"	36"	86"	303#	\$1650
EXL3618865S	36"	18"	86"	172#	\$1029
EXL3636865S	36"	36"	86"	331#	\$1668
EXL4218865S	42"	18"	86"	190#	\$1024
EXL4236865S	42"	36"	86"	357#	\$1673
EXL4818865S	48"	18"	86"	211#	\$1051
EXL4836865S	48"	36"	86"	388#	\$1708

HEAVY-DUTY SHELVING (CONTINUED)



Model No.	W	D	H	Wt.	List Price
Adder units with Closed "T" Uprights					
EXT2418865A	24"	18"	86"	125#	\$947
EXT2436865A	24"	36"	86"	216#	\$1436
EXT3018865A	30"	18"	86"	143#	\$920
EXT3036865A	30"	36"	86"	243#	\$1449
EXT3618865A	36"	18"	86"	161#	\$966
EXT3636865A	36"	36"	86"	271#	\$1467
EXT4218865A	42"	18"	86"	179#	\$961
EXT4236865A	42"	36"	86"	297#	\$1472
EXT4818865A	48"	18"	86"	201#	\$988
EXT4836865A	48"	36"	86"	328#	\$1507

Closed "L" Uprights – 86" Height

X1886L		18"		31#	\$147
X3686L		36"		61#	\$262

Closed "T" Uprights – 86" Height

X1886T		18"		31#	\$201
X3686T		36"		61#	\$322

Slotted Shelves**18" Depth**

EX2418S	24"	18"		7#	\$56
EX3018S	30"	18"		8 3/4#	\$49
EX3618S	36"	18"		10 1/4#	\$58
EX4218S	42"	18"		12#	\$56
EX4818S	48"	18"		13 3/4#	\$62

Note: Order three supports per shelf. Shelves are 18-gauge.

36" Depth

EX2436S	24"	36"		13 1/4#	\$104
EX3036S	30"	36"		16 1/2#	\$104
EX3636S	36"	36"		19 3/4#	\$107
EX4236S	42"	36"		22 3/4#	\$107
EX4836S	48"	36"		26#	\$114

Note: Order three supports per shelf. Shelves are 18-gauge.

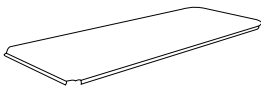
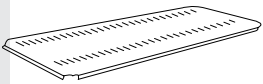
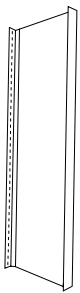
Unslotted Shelves, or Canopy Top**18" Depth**

EF2418U18GA	24"	18"		7#	\$54
EF3018U18GA	30"	18"		8 3/4#	\$57
EF3618U18GA	36"	18"		10 1/4#	\$62
EF4218U18GA	42"	18"		12#	\$62
EF4818U18GA	48"	18"		13 3/4#	\$59

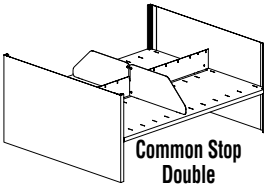
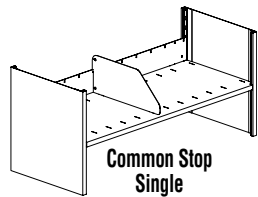
36" Depth

EF2436U18GA	24"	36"		13 1/4#	\$107
EF3036U18GA	30"	36"		16 1/2#	\$120
EF3636U18GA	36"	36"		19 1/2#	\$122
EF4236U18GA	42"	36"		22 3/4#	\$122
EF4836U18GA	48"	36"		26#	\$122

Note: Shelves are 18-gauge. Shelf Reinforcements are not required for the Canopy tops.



HEAVY-DUTY SHELVING (CONTINUED)



Model No.	W	H	Wt.	List Price
Common Stops (CS)				
EF24CS	24"	3 1/2"	1 1/4#	\$9
EF30CS	30"	3 1/2"	1 1/2#	\$9
EF36CS	36"	3 1/2"	1 1/2#	\$9
EF42CS	42"	3 1/2"	1 3/4#	\$10
EF48CS	48"	3 1/2"	2#	\$10

Note: Dividers are required when using common stops.

Shelf Supports (SS)

EX24SS	24"	1 1/4"	2 1/2#	\$20
EX30SS	30"	1 1/4"	3#	\$20
EX36SS	36"	1 1/4"	3 1/2#	\$20
EX42SS	42"	1 1/4"	4#	\$20
EX48SS	48"	1 1/4"	4 1/2#	\$20

Note: Shelf supports are not interchangeable with bottom shelf supports.

Shelf Support Bottom (SSB)

EF2411SSB	24"	3/4"	3 2/3#	\$12
EF3011SSB	30"	3/4"	2 1/4#	\$12
EF3611SSB	36"	3/4"	2 5/7#	\$12
EF4211SSB	42"	3/4"	3 1/4#	\$12
EF4811SSB	48"	3/4"	3 2/3#	\$16

Note: Bottom shelf must be supported by bottom shelf. Graphite/gray only.

Shelf Reinforcements (SR) - Indicate color to match system

X18SR	18"	1-1/8"	1#	\$16
X36SR	36"	1-1/8"	1 1/2#	\$16

Note: (SR) Painted to match shelving ordered.

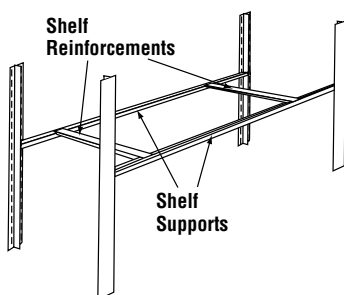
Shelf Reinforcements (SRA) - Bottom shelf reinforcements for heavy duty applications

F18SRA	18"	3/4"	3/4#	\$9
F36SRA	36"	3/4"	1 1/2#	\$11

Note: Available in Graphite Gray only.

Adjustable File Dividers (DV) Standard Pack of 5:

X18DV5	18"	12"	13# per pack	\$93
--------	-----	-----	--------------	------



	24"	30"	36"	42"	48"
18"	2	2	2	2	2
36"	3	3	3	3	3

Number of Shelf Reinforcements required per loaded shelf.

FILE HARBOR CABINETS



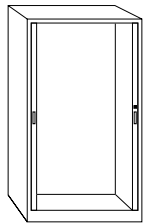
- Horizontally sliding tambour doors.
- Doors recede into concealed inner pockets.
- 100% access to files.
- Adjustable shelves and dividers – shelves adjust on 1"H increments.
- Shelf depth 14 3/4"; interior depth 16 1/2"; 10" clearance between shelves.
- All internal components standard in Graphite finish.
- For cabinets to be keyed alike, add a "K" to the end of the model number and refer to last column for list price.

Interior Heights:
83"H = 76"H interior
62"H = 55"H interior
38"H = 34"H interior

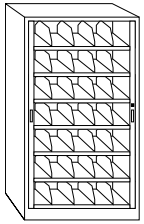
Standard door colors: Mist, Graphite, Pebble Gray, and Sand only.

CABINETS - 83" HEIGHT (76" INTERIOR HEIGHT)

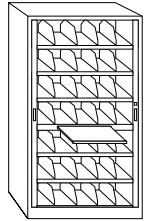
Model No.	Description	Size			List Wt.	Price	List Price Add "K" Suffix Keyed-Alike
		W	H	D			
Empty Cabinet – built-in bottom shelf; add other components.							
83483	48"W x 83"H	47 1/4"	83"	17 3/4"	245#	\$2809	\$2876
83423	42"W x 83"H	42"	83"	17 3/4"	220#	\$2620	\$2688
83363	36"W x 83"H	36"	83"	17 3/4"	200#	\$2363	\$2431



Preconfigured Cabinet for color-coded end-tab filing. Includes 7 shelves with adjustable filing dividers.								
8348A3	48"W x 83"H	4 dividers per shelf.	47 1/4"	83"	17 3/4"	355#	\$3866	\$3934
8342A3	42"W x 83"H	3 dividers per shelf.	42"	83"	17 3/4"	325#	\$3648	\$3716
8336A3	36"W x 83"H	3 dividers per shelf.	36"	83"	17 3/4"	290#	\$3360	\$3470



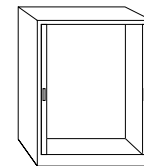
Same as above except one standard shelf replaced with pull-out reference shelf.								
8348B3	48"W x 83"H	4 dividers per shelf.	47 1/4"	83"	17 3/4"	364#	\$4075	\$4143
8342B3	42"W x 83"H	3 dividers per shelf.	42"	83"	17 3/4"	333#	\$3780	\$3849
8336B3	36"W x 83"H	3 dividers per shelf.	36"	83"	17 3/4"	298#	\$3595	\$3662



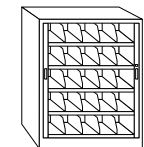
Master key: #912089R

FILE HARBOR CABINETS - 62" HEIGHT (55" INTERIOR HEIGHT)

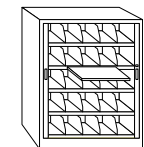
Model No.	Description	Size			List Wt.	Price	List Price Add "K" Suffix Keyed-Alike
		W	H	D			
Empty 62"H Cabinet – built-in bottom shelf; add other components.							
62483	48"W x 62"H	47 1/4"	61 1/2"	17 3/4"	200#	\$2302	\$2370
62423	42"W x 62"H	42"	61 1/2"	17 3/4"	188#	\$2164	\$2233
62363	36"W x 62"H	36"	61 1/2"	17 3/4"	175#	\$2076	\$2145



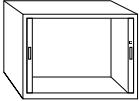
Preconfigured Cabinet for color-coded end-tab filing. Includes 5 shelves with adjustable filing dividers.								
6248A3	48"W x 62"H	4 dividers per shelf.	47 1/4"	61 1/2"	17 3/4"	284#	\$3091	\$3161
6242A3	42"W x 62"H	3 dividers per shelf.	42"	61 1/2"	17 3/4"	262#	\$2906	\$2975
6236A3	36"W x 62"H	3 dividers per shelf.	36"	61 1/2"	17 3/4"	237#	\$2776	\$2844

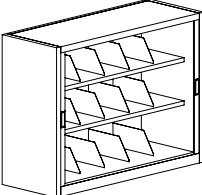


Same as above except one standard shelf replaced with pull-out reference shelf.								
6248B3	48"W x 62"H	4 dividers per shelf.	47 1/4"	61 1/2"	17 3/4"	298#	\$3396	\$3467
6242B3	42"W x 62"H	3 dividers per shelf.	42"	61 1/2"	17 3/4"	274#	\$3108	\$3175
6236B3	36"W x 62"H	3 dividers per shelf.	36"	61 1/2"	17 3/4"	247#	\$2970	\$3039



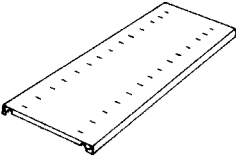
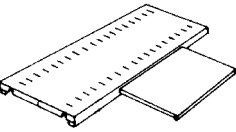
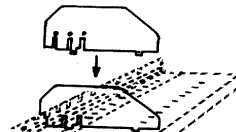
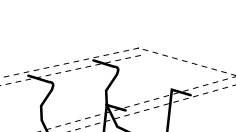
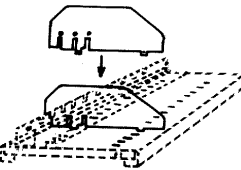
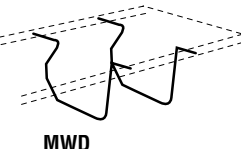
FILE HARBOR CABINETS - 38" HEIGHT (34" INTERIOR HEIGHT)

Model No.	Description	Size			List Wt.	Price	List Price Add "K" Suffix Keyed-Alike
		W	H	D			
Empty 38"H Cabinet – built-in bottom shelf; add other components.							
 38483	48"W x 38"H	47 1/4"	38"	17 3/4"	100#	\$2058	\$2127
38423	42"W x 38"H	42"	38"	17 3/4"	90#	\$1993	\$2060
38363	36"W x 38"H	36"	38"	17 3/4"	80#	\$1927	\$1995

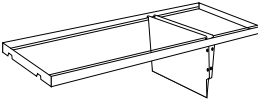
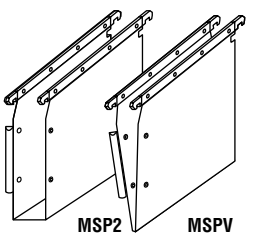
Preconfigured Cabinet for color coded – end tab filing. Includes 3 shelves with adjustable filing components.								
 3848A3	48"W x 38"H	4 dividers per shelf	47 1/4"	38"	17 3/4"	142#	\$2496	\$2565
3842A3	42"W x 38"H	3 dividers per shelf	42"	38"	17 3/4"	130#	\$2402	\$2470
3836A3	36"W x 38"H	3 dividers per shelf	36"	38"	17 3/4"	105#	\$2314	\$2382

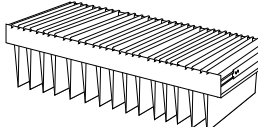

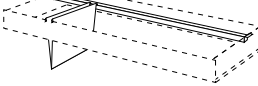
FILE HARBOR COMPONENTS

- Shelves have a 200# weight capacity.
- Reference shelves have a 100# weight capacity.
- Dividers adjust on 2.5" increments.

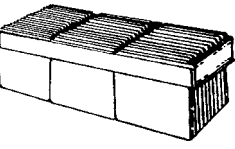
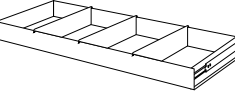
Model No.	Description	Size			Wt.	List Price
		W	H	D		
	MS4801 42" Shelf (Fits 48"W cabinet.)	42"	1"	14 3/4"	15#	\$132
	MS4802 Package of 2 shelves				30#	\$234
	MS4803 Package of 3 shelves				45#	\$354
	MS4201 37" Shelf (Fits 42"W cabinet.)	36 3/4"	1"	14 3/4"	13#	\$114
	MS4202 Package of 2 shelves				26#	\$224
	MS4203 Package of 3 shelves				39#	\$328
	MS3601 31" Shelf (Fits 36"W cabinet.)	30 3/4"	1"	14 3/4"	11#	\$106
	MS3602 Package of 2 shelves				22#	\$198
	MS3603 Package of 3 shelves				33#	\$290
	MRS48 42" Reference Shelf (Fits 48"W cabinet.) Same as MS48 but with 18"W x 11"D pull-out slide.	42"	1"	14 3/4"	30#	\$481
	MRS42 37" Reference Shelf (Fits 42"W cabinet.)	36 3/4"	1"	14 3/4"	27#	\$464
	MRS36 31" Reference Shelf (Fits 36"W cabinet.)	30 3/4"	1"	14 3/4"	23#	\$449
	MFD48 Adjustable Filing Dividers (Fits 42"W shelf.) 4 adjustable filing dividers and 1 backstop for separating file folders.	—	6"	13"	4.8#	\$77
	MFD42 Adjustable Filing Dividers (Fits 37"W shelf.) 3 adjustable filing dividers and 1 backstop for separating file folders.	—	6"	13"	4.3#	\$75
	MFD36 Adjustable Filing Dividers (Fits 31"W shelf.) Same as above.	—	6"	13"	3.8#	\$69
	MFD4 Set of 4 Extra Filing Dividers No backstop.	—	6"	13"	4.0#	\$66
	MWD Wire Dividers For separating binders or books on any shelf; package of 4 (suspend from shelf above).	1/4"	9"	14 3/4"	2#	\$191

FILE HARBOR COMPONENTS (CONTINUED)

Model No.	Description	W	Size H	D	Wt.	List Price
 MR4801	42" Rail (Fits 48"W cabinet.) Accommodates MSP suspended pockets only.	42"	1"	14 3/4"	5#	\$166
MR4802	Package of 2 rails				10#	\$328
MR4803	Package of 3 rails				15#	\$497
MR4201	37" Rail (Fits 42"W cabinet.)	36 3/4"	1"	14 3/4"	4#	\$158
MR4202	Package of 2 rails				8#	\$321
MR4203	Package of 3 rails				12#	\$482
MR3601	31" Rail (Fits 36"W cabinet.)	30 3/4"	1"	14 3/4"	4#	\$153
MR3602	Package of 2 rails				8#	\$307
MR3603	Package of 3 rails				12#	\$460
Note: Rails in graphite only.						
 MSP2	Suspended Pockets End-tab 2"W box-bottom pocket hangs under Rail or Shelf. Set of 25, includes labels. Holds standard letter or legal-size file folders. Heavy-duty orange kraft.	2"	11"	13"	8#	\$246
MSP1	Same as above except 1"W box bottom.	1"	11"	13"	8#	\$225
MSPV	Same as above except V-bottom.	3/8"	11"	13"	7#	\$188
911085	Package of extra labels (qty. 216)				1#	\$55

Model No.	Description	W	Size H	D	Wt.	List Price
Note: Interlock mechanism included with each roll-out.						
 MRF482	Roll-Out Frame (Fits 48"W cabinet.) 39 1/4 filing inches. For legal-size hanging folders, print-outs, etc., in side-to-side format. To accommodate letter-size hanging folders, add MCM481.	40 3/4"	3 3/4"	15 3/4"	18#	\$455
MRF422	Roll-Out Frame (Fits 42"W cabinet.) 34 filing inches. To accommodate letter-size folders, add MCM421.	35 3/4"	3 3/4"	15 3/4"	17#	\$452
MRF362	Roll-Out Frame (Fits 36"W cabinet.) 28 filing inches. To accommodate letter-size folders, add MCM361.	29 3/4"	3 3/4"	15 3/4"	15#	\$444
 MCM	Cross-Member (front-to-back) Creates separations within Roll-Out Frame for filing front to back.	1 1/2"	3/4"	15 3/4"	1#	\$59
 MCM481	Cross-Member (side-to-side) (Fits MRF482.) For filing letter-size hanging folders side-to-side.	40 3/4"	3/4"	1 1/2"	2#	\$170
MCM421	Cross-Member (side-to-side) (Fits MRF422.)	35 3/4"	3/4"	1 1/2"	2#	\$153
MCM361	Cross-Member (side-to-side) (Fits MRF362.)	29 3/4"	3/4"	1 1/2"	2#	\$134

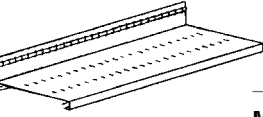

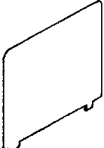
FILE HARBOR COMPONENTS (CONTINUED)

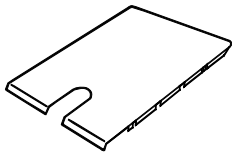
	Model No.	Description	W	Size H	D	Wt.	List Price
	MRP482	Roll-Out Frame for Pendaflex (Fits 48"W cabinet.) Includes 2 Cross-Members; provides 3 rows of letter-size Pendaflex (45 filing inches).	40 3/4"	3 3/4"	15 3/4"	20#	\$597
	MRP422	Roll-Out Frame for Pendaflex (Fits 42"W cabinet.) Includes 2 Cross-Members; provides 2 rows of letter-size Pendaflex (30 filing inches).	35 3/4"	3 3/4"	15 3/4"	19#	\$579
	MRP362	Roll-Out Frame for Pendaflex (Fits 36"W cabinet.) Includes 2 Cross-Members; provides 2 rows of letter-size Pendaflex (30 filing inches).	29 3/4"	3 3/4"	15 3/4"	17#	\$524
 (125# capacity)	MRD482	Roll-Out Drawer with Dividers (Fits 48"W cabinet.) For storage of diskettes, other media. 3 dividers provided (adjust on 1/4" increments). Interior:	40 3/4"	3 3/4"	15 3/4"	27#	\$716
	MRD422	Roll-Out Drawer with Dividers (Fits 42"W cabinet.) Interior:	39"	—	15 1/8"	25#	\$681
	MRD362	Roll-Out Drawer with Dividers (Fits 36"W cabinet.) Interior:	35 3/4"	3 3/4"	15 3/4"	23#	\$641
	MDV	Set of 3 Extra Dividers For Roll-Out Drawers (Above.)	33 3/4"	—	15 1/8"	3.3#	\$89

FILE HARBOR ANCHORING KIT

	Model No.	Description	W	Size H	D	Wt.	List Price
	FHAK	Floor Anchoring Kit Four mounting brackets. Pebble Gray only.				3#	\$32

FILE HARBOR COMPONENTS (CONTINUED)

	Model No.	Description	W	Size H	D	Wt.	List Price
	MOS48	42" Master Shelf (Fits 48"W cabinet.) To build 41"W file organizing system; accepts shelf supports, dividers, in 1" increments.	42"	5 1/4"	14 3/4"	12#	\$253
	MOS42	37" Master Shelf (Fits 42" cabinet.) Same as above except builds 36"W organizing system.	36 3/4"	5 1/4"	14 3/4"	11#	\$246
	MOS36	31" Master Shelf (Fits 36" cabinet.) Same as above except builds 30"W organizing system.	30 3/4"	5 1/4"	14 3/4"	9#	\$228
	SS12LC	Shelf Support Supports shelves (below) on 1/2" vertical increments; mounts on Master Shelf. (Not compatible with MS48/MS36 shelves).	—	12"	12"	1.5#	\$29
	D09GS03 (package of 3)	Dividers To separate binders, manuals, etc.	—	9"	13 1/2"	6.9#	\$64
	D09GS10 (package of 10)		—	9"	13 1/2"	23.0#	\$210

**Kwik Shelf® Shelving System**

Shelves fit between Shelf Supports to create sorting or storage pockets for paper, forms, or other media. Each shelf locks firmly in place, yet removes quickly for easy reconfiguration. Shelves are 18-gauge.

Width	Depth	Wt. per shelf	6-Shelf Package Model No.	List Price
4"	12"	.5#	0412P06	\$84
5"	12"	.75#	0512P06	\$92
6"	12"	.75#	0612P06	\$95
7"	12"	1.0#	0712P06	\$97
8"	12"	1.05#	0812P06	\$114
9"	12"	1.05#	0912P06	\$125
10"	12"	1.15#	1012P06	\$133
11"	12"	1.25#	1112P06	\$140
12"	12"	1.4#	1212P06	\$142
14"	12"	2.3#	1412P06	\$193
16"	12"	2.8#	1612P06	\$224

FILE HARBOR CABINETS ON KWIK-TRACK TYPICALS

To increase filing density, File Harbor Cabinets can also mount to the Kwik-Track system creating either a bi-file or tri-file lateral sliding cabinet system. In either configuration, the rear of the cabinets are stationary with cabinets in front mounted into a sliding carriage on a track mounted to the floor.

- Heavy-duty aluminum track construction supports 3,500# per carriage.
- Anti-tip arm built into base for stability and easy installation.
- Systems are complete with pre-configured cabinets (see page 294) and track systems.
- Track system has a brushed aluminum finish. Floor mounting hardware included.
- Track adds 2 3/4" to overall height of system.

Model No.	Description	Dimensions	Wt.	LFI	List Price
NOTE: 36" W Options use 8336A3 cabinets.					
FH3621	2/1 System	78"W x 38 1/2"D x 85"H	905#	651"	\$11015
FH3632	3/2 System	116"W x 38 1/2"D x 85"H	1520#	1085"	\$18534
FH3643	4/3 System	156"W x 38 1/2"D x 85"H	2135#	1519"	\$25929
FH36211	2/1/1 System	78"W x 59 1/4"D x 85"H	975#	868"	\$15591
FH36322	3/2/2 System	116"W x 59 1/4"D x 85"H	2170#	1519"	\$27408
FH36433	4/3/3 System	156"W x 59 1/4"D x 85"H	3110#	2170"	\$38980
NOTE: 42" W Options use 8342A3 cabinets.					
FH4221	2/1 System	90"W x 38 1/2"D x 85"H	1010#	777"	\$12051
FH4232	3/2 System	137"W x 38 1/2"D x 85"H	1695#	1295"	\$20169
FH4243	4/3 System	180"W x 38 1/2"D x 85"H	2380#	1813"	\$28343
FH42211	2/1/1 System	90"W x 59 1/4"D x 85"H	1370#	1036"	\$17060
FH42322	3/2/2 System	137"W x 59 1/4"D x 85"H	2415#	1813"	\$29774
FH42433	4/3/3 System	180"W x 59 1/4"D x 85"H	3460#	2590"	\$42600
NOTE: 48" W Options use 8348A3 cabinets.					
FH4821	2/1 System	99"W x 38 1/2"D x 85"H	1100#	882"	\$13161
FH4832	3/2 System	150"W x 38 1/2"D x 85"H	1900#	1470"	\$22194
FH4843	4/3 System	198"W x 38 1/2"D x 85"H	2650#	2058"	\$31142
FH48211	2/1/1 System	99"W x 59 1/4"D x 85"H	1500#	1176"	\$18656
FH48322	3/2/2 System	150"W x 59 1/4"D x 85"H	2700#	2058"	\$32622
FH48433	4/3/3 System	198"W x 59 1/4"D x 85"H	3700#	2940"	\$46598



2/1
2 Rows; 2 Fixed, 1 Movable



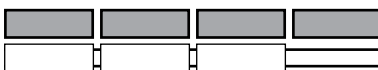
2/1/1
3 Rows; 2 Fixed, 2 Movable



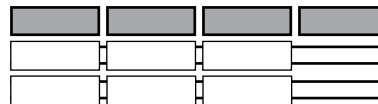
3/2
2 Rows; 3 Fixed, 2 Movable



3/2/2
3 Rows; 3 Fixed, 4 Movable



4/3
2 Rows; 4 Fixed, 3 Movable



4/3/3
3 Rows; 4 Fixed, 6 Movable

FORMS/STORAGE CABINETS

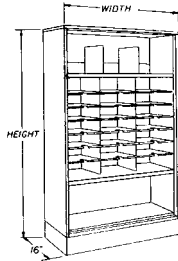


F/S Cabinets provide efficient and convenient storage for the large quantities of forms or paper required in offices and mailrooms.

- Five preconfigured models available.
- All preconfigured models standard with 4"H (except where noted) x 12"D pockets adjustable on 1/2" H vertical increments.
- 50# capacity per shelf
- All-welded steel cabinet construction.
- Optional locking doors available (cannot be added in the field).
- Build-your-own models available on pages 302-303.

Configuration A

Stores binders, files and other items vertically on top; shelves in middle hold letter-sized materials; bulk storage below.

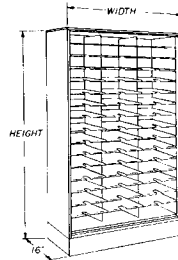


3665NA shown

Model No.	Width	Height	Features	Doors	Wt./ Cartons	List Price
3665DA1	36"	64 1/2"	21 Pockets	Yes	284# / 7	\$3713
3665NA1				No	239# / 7	\$2830
3680DA1	42"	64 1/2"	28 Pockets	Yes	329# / 7	\$4206
3680NA1				No	300# / 8	\$3299
4265DA1	42"	64 1/2"	28 Pockets	Yes	329# / 7	\$4206
4265NA1				No	278# / 7	\$3178
4280DA1	42"	80"	44 Pockets	Yes	407# / 8	\$4825
4280NA1				No	345# / 8	\$3717

Configuration B

Pockets from top to bottom, maximizing storage density for letter-sized materials. Ideal for organizing or collating pages for brochures, bulletins, etc.

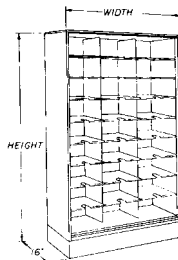


3665NB shown

Model No.	Width	Height	Features	Doors	Wt./ Cartons	List Price
3665DB1	36"	64 1/2"	42 Pockets	Yes	302# / 5	\$3829
3665NB1				No	257# / 5	\$2947
3680DB1	42"	64 1/2"	56 Pockets	Yes	374# / 5	\$4388
3680NB1				No	317# / 5	\$3432
4265DB1	42"	64 1/2"	56 Pockets	Yes	353# / 5	\$4392
4265NB1				No	302# / 5	\$3417
4280DB1	42"	80"	72 Pockets	Yes	429# / 6	\$5083
4280NB1				No	367# / 6	\$4015

Configuration C

Same as B" above, but with 6" high pockets (4" high in all other preconfigured models).

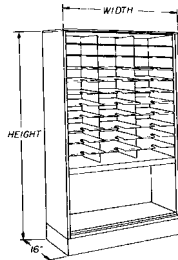


3665NC shown

Model No.	Width	Height	Features	Doors	Wt./ Cartons	List Price
3665DC1	36"	64 1/2"	27 Pockets	Yes	272# / 4	\$3763
3665NC1				No	227# / 4	\$2657
3680DC1	42"	64 1/2"	36 Pockets	Yes	338# / 5	\$4039
3680NC1				No	281# / 5	\$3086
4265DC1	42"	64 1/2"	36 Pockets	Yes	318# / 4	\$4031
4265NC1				No	267# / 4	\$3050
4280DC1	42"	80"	48 Pockets	Yes	387# / 5	\$4642
4280NC1				No	325# / 5	\$3573

Configuration D

Pockets above for storing letter-sized materials; bulk storage below.

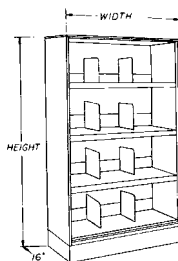


3665ND shown

Model No.	Width	Height	Features	Doors	Wt./ Cartons	List Price
3665DD1	36"	64 1/2"	33 Pockets	Yes	293# / 6	\$3767
3665ND1				No	248# / 6	\$2886
3680DD1	42"	64 1/2"	42 Pockets	Yes	362# / 6	\$4258
3680ND1				No	305# / 6	\$3300
4265DD1	42"	64 1/2"	44 Pockets	Yes	340# / 5	\$4269
4265ND1				No	289# / 5	\$3294
4280DD1	42"	80"	56 Pockets	Yes	414# / 6	\$4864
4280ND1				No	352# / 6	\$3798

Configuration E

For binders, files, other items stored vertically; or move dividers around and create bulk storage areas as well.



Note: 240# capacity per shelf.

3665NE shown

Model No.	Width	Height	Features	Doors	Wt./ Cartons	List Price
3665DE1	36"	64 1/2"	3 Adjustable Shelves	Yes	262# / 7	\$3505
3665NE1				No	217# / 7	\$2815
3680DE1	42"	64 1/2"	4 Adjustable Shelves	Yes	327# / 6	\$3978
3680NE1				No	270# / 6	\$3023
4265DE1	42"	64 1/2"	3 Adjustable Shelves	Yes	294# / 8	\$3802
4265NE1				No	243# / 8	\$2836
4280DE1	42"	80"	4 Adjustable Shelves	Yes	359# / 8	\$4528
4280NE1				No	297# / 8	\$3245

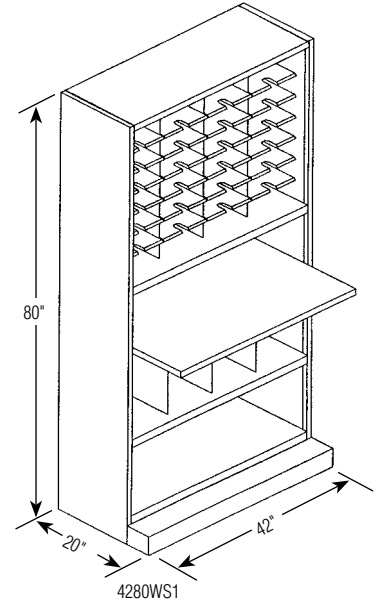
FORMS/STORAGE CABINETS

COLLATING/SORTING WORKSTATION

These cabinets are ideal for departmental sorting or collating operations in any department.

- 42"W models standard with 10"W pockets for storing forms, paper stock, brochures, etc.
- 36"W models standard with 11" and 12"W pockets for mail sorting.
- 1" thick low-pressure laminate work surface is 27"D and adjusts within cabinet on 1/2"H increments, 100 lb. capacity.
- All-welded steel cabinet construction.
- Steel back panel of cabinet has one 3" diameter cable management cutout.
- For Mailroom-specific applications, see Mailroom Furniture.

Model No.	Width	Height	Features	Wt./ Cartons	List Price	Std. Laminate
						List Price
3680WS1	36"	80"	21 Pockets	202# / 8	\$3213	Lam Suffix
4280WS1	42"	80"	28 Pockets	247# / 8	\$3536	




FORMS/STORAGE CABINETS

Create Your Own Cabinet Configuration

- Decide which of the four F/S Cabinet models is appropriate for your organizing/collating/storing/or storage needs. Models are available 36" wide or 42" wide, and 64 1/2" high or 80" high.
- Note the interior height and width of the model you specify (see specifications for Empty Cabinets below).
- Configure the empty cabinet with components as shown below such that the total height and width of the components fits the interior height and width of the cabinet. All components adjust on 1/2" vertical increments.

Empty Cabinets

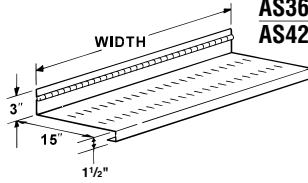
Depth, 16"; accommodate either 12" or 15" deep shelves. Sides have built-in shelf supports.



Model No.	Width		Height		Doors	Wt./ Cartons	List Price
	Int.	Ext.	Int.	Ext.			
3665DX1	34"	36"	57 1/2"	64 1/2"	Yes	194# / 1	\$2836
3665NX1					No	149# / 1	\$2023
3680DX1			73"	80"	Yes	230# / 1	\$3077
3680NX1					No	180# / 1	\$2103
4265DX1	40"	42"	57 1/2"	64 1/2"	Yes	217# / 1	\$3086
4265NX1					No	166# / 1	\$2080
4280DX1			73"	80"	Yes	258# / 1	\$3354
4280NX1					No	196# / 1	\$2262

Adjustable Master Shelves

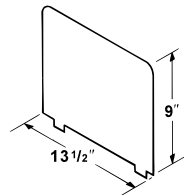
Adjust vertically on 1/2" increments. For bulk storage; or accepts shelf supports or dividers on 1" horizontal increments.



Model No.	Shelf Width	Wt./ Cartons	List Price
AS36F	34" (for 36"-wide cabinets)	16.8# / 1	\$195
AS42F	40" (for 42"-wide cabinets)	19.5# / 1	\$212

Dividers

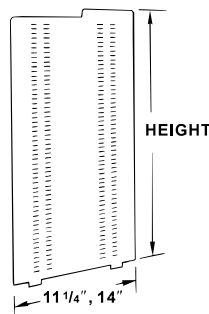
Separate binders or other media. Place on adjustable master shelves or cabinet bottom on 1" horizontal increments.



Model No.	Wt./ Cartons	List Price
D09GS03 (3)	6.9# / 1	\$64
D09GS10 (10)	23.0# / 1	\$210

Shelf Supports

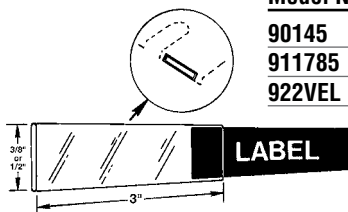
Not needed at sides of cabinet where shelf support is built in. Place on cabinet bottom or adjustable master shelves on 1" horizontal increments.



Model No.	Height	Depth	For Shelf Depth of	Wt.	List Price
SS24LM01	21"	11 1/4"	12"	4.7#	\$48
SS24GM01		14"	15"	5.3#	\$59
SS33LM01	30"	11 1/4"	12"	6.0#	\$57
SS33GM01		14"	15"	7.0#	\$70
SS41LM01	38"	11 1/4"	12"	7.3#	\$70
SS41GM01		14"	15"	8.4#	\$81
SS48LM01	45"	11 1/4"	12"	8.4#	\$81
SS48GM01		14"	15"	9.7#	\$95
SS65LS101	57"	11 1/4"	12"	10.6#	\$107
SS65GS101		14"	15"	12.3#	\$151
SS80LS101	72"	11 1/4"	12"	13.0#	\$143
SS80GS101		14"	15"	15.0#	\$182

Label Holders

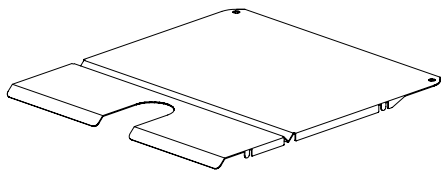
Transparent Label Holders have a self-adhesive, magnetic, or velcro backing and fit securely on beveled shelf front. A blank insert with four sides is included. Package of 20.



Model No.	Description	Width	Height	Wt.	List Price
90145	Self-adhesive	3"	3/8"	1 oz.	\$29
911785	Magnetic	3"	1/2"	3 oz.	\$46
922VEL	Velcro	3"	1/2"	3 oz.	\$53

FORMS/STORAGE CABINETS COMPONENTS

Shelves



Kwik-Shelf® Shelving System

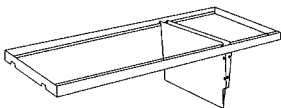
Shelves fit between Shelf Supports to create sorting or storage pockets for paper, forms, or other media. Each shelf locks firmly in place, yet removes quickly for easy reconfiguration. Shelves are 20-gauge.

6-Shelf Package

Model No.	Width	Depth	Wt. per shelf	List Price
0412P06	4"	12"	.5#	\$84
0512P06	5"	12"	.75#	\$92
0515P06	5"	15"	1.0#	\$96
0612P06	6"	12"	.75#	\$95
0712P06	7"	12"	1.0#	\$97
0812P06	8"	12"	1.05#	\$114
0912P06	9"	12"	1.05#	\$125
0915P06	9"	15"	2.0#	\$145
1012P06	10"	12"	1.15#	\$133
1015P06	10"	15"	1.5#	\$152
1112P06	11"	12"	1.25#	\$140
1115P06	11"	15"	1.65#	\$153
1212P06	12"	12"	1.4#	\$142
1215P06	12"	15"	1.75#	\$160
1412P06	14"	12"	2.3#	\$193
1415P06	14"	15"	2.75#	\$211
1515P06	15"	15"	2.9#	\$234
1612P06	16"	12"	2.8#	\$224
1615P06	16"	15"	3.0#	\$252

Rails

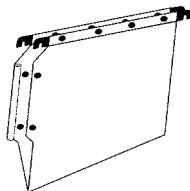
Accommodate Suspended Pockets; ideal for storage of forms or paper where space is at a premium and frequent handling for storage and/or retrieval is not required. Height, 1" (allow 11" for Rail with Suspended Pockets). Graphite only.



Model No.	Depth	Wt./ Cartons	Width	List Price
AR42	14 3/4"	5# /1	39 1/2" (for 42"-wide cabinets)	\$211
AR36	14 3/4"	4# /1	33 1/2" (for 36"-wide cabinets)	\$195

Suspended Pockets

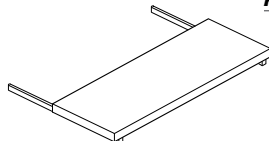
V-bottom Suspended Pockets hang from Rails (above). Set of 25 includes labels (4 1/2" x 1/4"). Snap-together feature simplifies sorting. Heavy-duty orange kraft.



Model No.	Height	Width	Depth	Wt./ Cartons	List Price
MSPV	10 13/16"	3/8"	13"	7# /1	\$188

Roll-Out Shelves

Make an ideal temporary, extended worksurface where space is tight. When fully extended on slides (10" maximum), detent locks shelf in place. 1" thick low-pressure laminate top with high-density particleboard core; radiused 3mm PVC edge. Height 3".



Model No.	Depth	Wt./ Cartons	Width	List Price
ARS42	15"	31# /1	39 3/4" (for 42"-wide cabinets)	\$643
ARS36	15"	27# /1	33 3/4" (for 36"-wide cabinets)	\$610

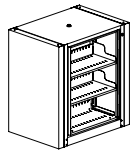
ARC™ ROTARY FILE



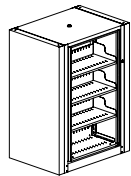
The ARC™ Rotary File is a double faced unit that rotates easily to provide access to both sides. Using our flexible cantilever style shelving, the ARC provides the most unobstructed filing inches per level and the easiest installation possible. The Complete Starter includes everything needed to house a filing system including the specified number of shelves and dividers.

- Allow 5.25" (letter depth) or 6.50" (legal depth) clearance from wall for rotating carriage.
- Empty units can be configured in endless variations for mixed media storage solutions.
- Shelves adjust on 1 1/2"H increments; 120 lb. weight capacity per shelf.
- To order a fully assembled unit, add the letter "B" after the letter "C" in the part number (e.g. ARCB244035).
- ARC top is unfinished. Work surfaces are available -- see page 306.
- Complete units have slotted shelves with two (2) file dividers per 24" wide shelf; three (3) file dividers per 30" wide shelf.
- S: Starter, A: Adder
- Standard Lock on all cabinets.
- Complete Units are ideal for storing color-coded filing.
- Adder units attach to either right or left side of starter unit.

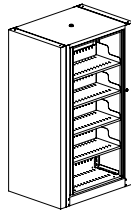
PRECONFIGURED TYPICALS



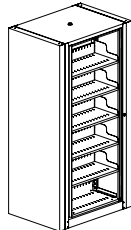
Model No.	W	D	H	Wt.	Knockdown List Price	Assembled List Price "B"
3-Tier Complete Letter (144 LFI)						
ARC24403S	37 1/4"	26 1/4"	41"	287#	\$2227	\$2582
ARC24403A	31 3/4"	26 1/4"	41"	255#	\$1879	\$2234
Legal (180 LFI)						
ARC30403S	46"	32 1/4"	41"	388#	\$2713	\$3070
ARC30403A	39 1/4"	32 1/4"	41"	348#	\$2367	\$2722



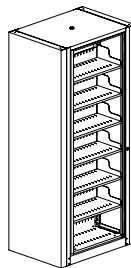
4-Tier Complete Letter (192 LFI)						
ARC24504S	37 1/4"	26 1/4"	51"	323#	\$2482	\$2840
ARC24504A	31 3/4"	26 1/4"	51"	258#	\$2213	\$2571
Legal (240 LFI)						
ARC30504S	46"	32 1/4"	51"	437#	\$2940	\$3297
ARC30504A	39 1/4"	32 1/4"	51"	389#	\$2548	\$2908



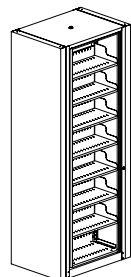
5-Tier Complete Letter (240 LFI)						
ARC24615S	37 1/4"	26 1/4"	62"	372#	\$2550	\$2909
ARC24615A	31 3/4"	26 1/4"	62"	323#	\$2265	\$2619
Legal (300 LFI)						
ARC30615S	46"	32 1/4"	62"	484#	\$3145	\$3503
ARC30615A	39 1/4"	32 1/4"	62"	430#	\$2856	\$3215



6-Tier Complete Letter (288 LFI)						
ARC24726S	37 1/4"	26 1/4"	73"	403#	\$3226	\$3678
ARC24726A	31 3/4"	26 1/4"	73"	347#	\$2958	\$3409
Legal (360 LFI)						
ARC30726S	46"	32 1/4"	73"	542#	\$4077	\$4534
ARC30726A	39 1/4"	32 1/4"	73"	478#	\$3758	\$4219



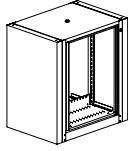
7-Tier Complete Letter (336 LFI)						
ARC24827S	37 1/4"	26 1/4"	83 1/2"	427#	\$3653	\$4112
ARC24827A	31 3/4"	26 1/4"	83 1/2"	365#	\$3357	\$3812
Legal (420 LFI)						
ARC30827S	46"	32 1/4"	83 1/2"	588#	\$4530	\$4982
ARC30827A	39 1/4"	32 1/4"	83 1/2"	516#	\$4169	\$4623



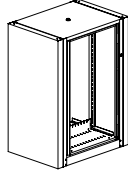
8-Tier Complete Letter (384 LFI)						
ARC24938S	37 1/4"	26 1/4"	94"	478#	\$4099	N/A
ARC24938A	31 3/4"	26 1/4"	94"	408#	\$3776	N/A
Legal (480 LFI)						
ARC30938S	46"	32 1/4"	94"	632#	\$5103	N/A
ARC30938A	39 1/4"	32 1/4"	94"	550#	\$4746	N/A

ARC™ ROTARY FILE

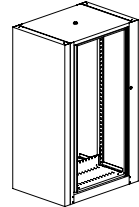
EMPTY CABINET



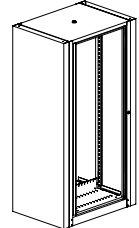
Model No.	W	D	H	Wt.	Knockdown List Price	Assembled List Price "B"
3-Tier Empty						
Letter						
ARC24403ES	37 1/4"	26 1/4"	41"	238#	\$1947	\$2304
ARC24403EA	31 3/4"	26 1/4"	41"	206#	\$1597	\$1955
Legal						
ARC30403ES	46"	32 1/4"	41"	326#	\$2390	\$2747
ARC30403EA	39 1/4"	32 1/4"	41"	286#	\$2041	\$2400



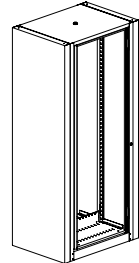
4-Tier Empty						
Letter						
ARC24504ES	37 1/4"	26 1/4"	51"	260#	\$2007	\$2365
ARC24504EA	31 3/4"	26 1/4"	51"	220#	\$1720	\$2079
Legal						
ARC30504ES	46"	32 1/4"	51"	348#	\$2460	\$2816
ARC30504EA	39 1/4"	32 1/4"	51"	300#	\$2070	\$2430



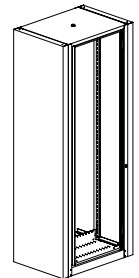
5-Tier Empty						
Letter						
ARC24615ES	37 1/4"	26 1/4"	62"	282#	\$2070	\$2430
ARC24615EA	31 3/4"	26 1/4"	62"	234#	\$1800	\$2159
Legal						
ARC30615ES	46"	32 1/4"	62"	368#	\$2511	\$2868
ARC30615EA	39 1/4"	32 1/4"	62"	314#	\$2223	\$2580



6-Tier Empty						
Letter						
ARC24726ES	37 1/4"	26 1/4"	73"	303#	\$2563	\$3014
ARC24726EA	31 3/4"	26 1/4"	73"	247#	\$2297	\$2750
Legal						
ARC30726ES	46"	32 1/4"	73"	399#	\$3159	\$3614
ARC30726EA	39 1/4"	32 1/4"	73"	335#	\$2842	\$3298



7-Tier Empty						
Letter						
ARC24827ES	37 1/4"	26 1/4"	83 1/2"	323#	\$2871	\$3325
ARC24827EA	31 3/4"	26 1/4"	83 1/2"	261#	\$2575	\$3028
Legal						
ARC30827ES	46"	32 1/4"	83 1/2"	423#	\$3536	\$3990
ARC30827EA	39 1/4"	32 1/4"	83 1/2"	351#	\$3187	\$3641



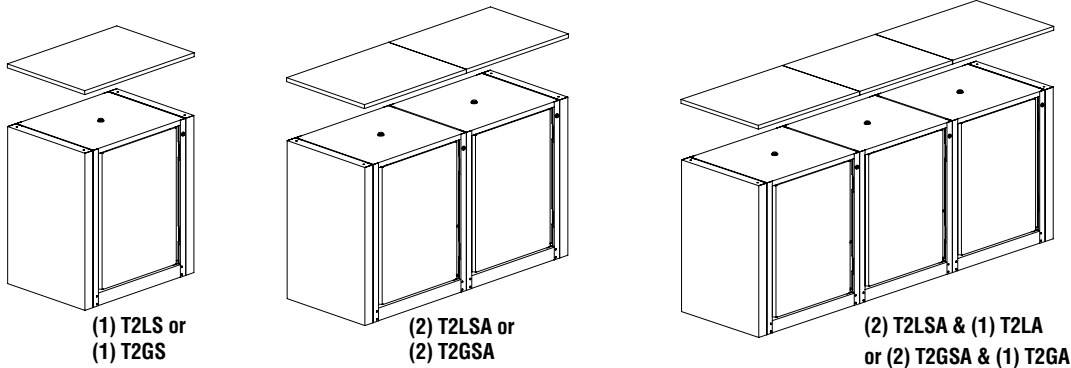
8-Tier Empty						
Letter						
ARC24938ES	37 1/4"	26 1/4"	94"	345#	\$3197	N/A
ARC24938EA	31 3/4"	26 1/4"	94"	275#	\$2884	N/A
Legal						
ARC30938ES	46"	32 1/4"	94"	437#	\$3966	N/A
ARC30938EA	39 1/4"	32 1/4"	94"	355#	\$3540	N/A

ARC™ ROTARY FILE

WORK SURFACES FOR 3 -, 4 - AND 5 - TIER ARC

Model Number	Description	W	D	H	Wt.	Melamine List Price	Laminate List Price
							Lam Suffix
T2LS	Letter Starter Top Only	37 1/4"	26 1/4"	1"	25#	\$328	\$426
T2LA	Letter Adder Top	31 3/4"	26 1/4"	1"	22#	\$328	\$426
T2LSA	Letter Starter/Adder Top Combination	34 1/2"	26 1/4"	1"	25#	\$328	\$426
T2GS	Legal Starter Top Only	46"	32 1/4"	1"	30#	\$328	\$426
T2GA	Legal Adder Top	39 1/4"	32 1/4"	1"	28#	\$328	\$426
T2GSA	Legal Starter/Adder Top Combination	42 5/8"	32 1/4"	1"	30#	\$328	\$426

Example: When ordering a work surface for a letter unit, order one T2LS. When ordering two letter units, order two T2LSA. When ordering multiple units, order two T2LSA and one T2LA for every additional unit.

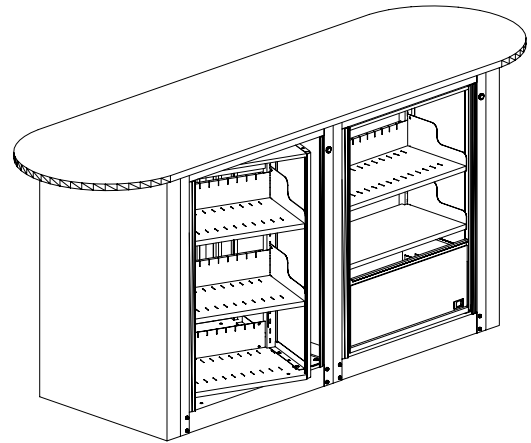


ARC™ ROTARY WORK CENTER

The ARC™ Rotary Work Center provides for storage with a convenient work surface for materials viewing or meeting area requirements. The Work Center is available in letter and legal depths with base units as shown below (AITB3L2 or AITB3G2) or you can design those units to your needs by ordering individual components. Contact Customer Service or Space Planning for assistance if required. Work Center bases are available in all Mayline standard paint colors and tops are available in standard HPL laminates.

ARC Rotary Work Center (as shown at right) consists of:

- 1 ARC in the Box 3-tier Starter; 1 ARC in the Box 3-tier Adder
- 8 Slotted Shelves with Adjustable File Dividers
- 1 Pass-Through Shelf Unit
- 2 Roll Out Drawers
- 1 Oval Top
- Available in Letter or Legal depth.
- **Base and Top to be ordered separately.**



Model Number	Description	W	D	H	Wt.	List Price
TLWC	Letter Oval Work Center Top	94 3/4"	27 1/4"	1"	38#	\$511
TGWC	Legal Oval Work Center Top	117 1/2"	33 1/4"	1"	48#	\$673
TLWC01	Letter Rectangular Work Center Top	94 3/4"	27 1/4"	1"	38#	\$511
TGWC01	Legal Rectangular Work Center Top	116 1/2"	33 1/4"	1"	48#	\$673

LETTER DEPTH ARC WORK CENTER

AITB3L2 (Letter)	2 Base ARC units as shown (3-tier Letter)	\$5669
TLWC	1 Oval HPL Top – 94 3/4" x 1" x 27 1/4"	\$511

List Price: \$6180

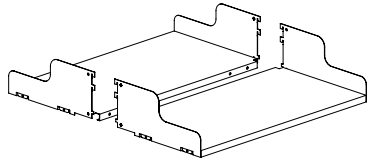
LEGAL DEPTH ARC WORK CENTER

AITB3G2 (Legal)	2 Base ARC units as shown (3-tier Legal)	\$7073
TGWC	1 Oval HPL Top – 117 1/2" x 1" x 33 1/4"	\$673

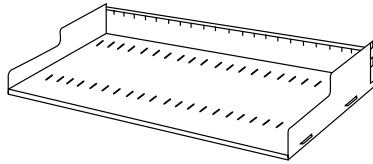
List Price: \$7746

ARC™ ROTARY FILE

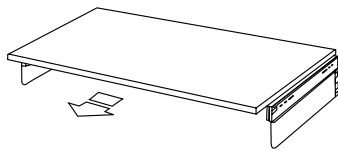
COMPONENTS



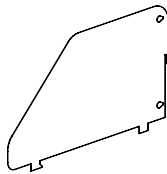
Model No.	W	H	D	Wt.	List Price
Pass Through Shelf					
ARCPS2412	24"	3/4"	12"	18#	\$157
ARCPS3015	30"	3/4"	15"	22#	\$184



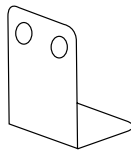
Slotted Shelves (SLF)					
ARC2412SLF	24"	6"	12"	8#	\$65
ARC3015SLF	30"	6"	15"	12#	\$81



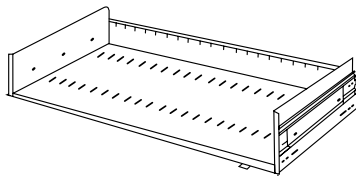
Pull Out Reference Shelves (RS)					
ARC2412RS	24"	—	12"	20#	\$271
ARC3015RS	30"	—	15"	23#	\$284



Adjustable File Dividers (DV) – Standard Pack of 6:					
F12DV6	—	6"	12"	6#	\$39
F15DV6	—	6"	15"	7 1/2#	\$45

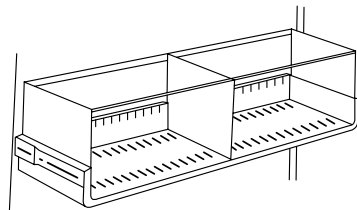


Magnetic File Dividers (MDV)					
AMDV	6 3/4"	7 1/2"	4 1/4"	1 1/2#	\$44

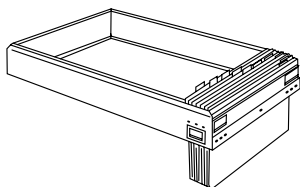


Rollout Shelves (ROSLF)					
ARC2412ROSLF	24"	6"	12"	22#	\$271
ARC3015ROSLF	30"	6"	15"	25#	\$309

Note: When ordering rollout accessories, **Upright Rollout Supports** must be ordered for each side of the ARC Rotary File with installed rollout accessories. (See page 308)



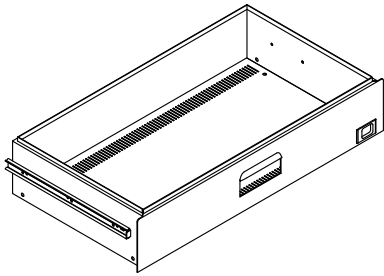
Hanging File Frame Kit (HFK)					
Used in conjunction with rollout shelves as shown.					
ARC2412HFK	24"	9"	12"	11#	\$128
ARC3015HFK	30"	9"	15"	13#	\$170



Rollout Hanging Frames (ROHF)					
ARC2412ROHF	24"	—	12"	12 1/2#	\$271
ARC3015ROHF	30"	—	15"	13 1/2#	\$290

Note: When ordering rollout accessories, **Upright Rollout Supports** must be ordered for each side of the ARC Rotary File with installed rollout accessories. (See page 308)

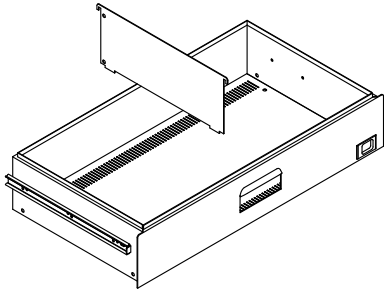
ARC COMPONENTS (CONTINUED)



Note: When ordering rollout accessories, **Upright Rollout Supports** must be ordered for each side of the ARC Rotary File with installed rollout accessories. (See below)

Rollout Drawers (ROD)

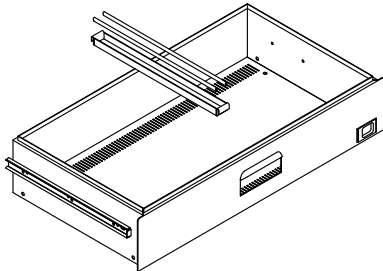
Model No.	H	D	Wt.	List Price
ARC2412ROD60	6"	12"	18#	\$271
ARC3015ROD60	6"	15"	20#	\$323
ARC2412ROD75	7 1/2"	12"	23#	\$283
ARC3015ROD75	7 1/2"	15"	25#	\$330
ARC2412ROD90	9"	12"	27#	\$295
ARC3015ROD90	9"	15"	30#	\$307
ARC2412ROD105	10 1/2"	12"	32#	\$323
ARC3015ROD105	10 1/2"	15"	36#	\$351
ARC2412ROD120	12"	12"	37#	\$358
ARC3015ROD120	12"	15"	41#	\$384



Inserts & Partitions for Rollout Drawers

Model No.	H	D	Wt.	List Price
ARC12P	6"	LTR	9#	\$16
ARC15P	6"	LGL	11#	\$22

Note: Partitions are to be used in the 6" tall Arc rollout drawers only. Sold individually.



Converter Bar (CB)

Use with rollout drawers or hanging frame kits.

To file front-to-back, use the following converter bars:

- Sold individually, not in pairs.

Model No.	D	Wt.	List Price
ARC12CB	12"	1#	\$59
ARC15CB	15"	1#	\$63


Upright Rollout Supports (sold in pairs)

Required on each side of ARC Rotary File with Rollout Components.

Model No.	Description	List Price	Model No.	Description	List Price
URS3	3-Tier Supports	\$77	URS6	6-Tier Supports	\$77
URS4	4-Tier Supports	\$77	URS7	7-Tier Supports	\$77
URS5	5-Tier Supports	\$77	URS8	8-Tier Supports	\$77

Order 2 pair if filling both sides of the cabinet.

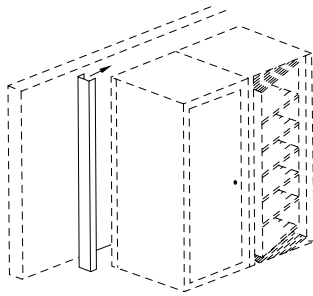
ARC COMPONENTS (CONTINUED)



Center Panels (CP)

Used as security or privacy panel between front and back sections of cabinet.

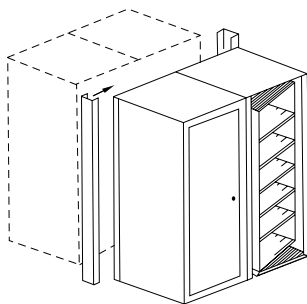
Model No.	W	H	Wt.	List Price
ARC2440CP	23"	3-tier	8#	\$135
ARC3040CP	29"	3-tier	10#	\$141
ARC2450CP	23"	4-tier	11#	\$141
ARC3050CP	29"	4-tier	14#	\$150
ARC2461CP	23"	5-tier	14#	\$150
ARC3061CP	29"	5-tier	17#	\$158
ARC2472CP	23"	6-tier	19#	\$157
ARC3072CP	29"	6-tier	24#	\$166
ARC2482CP	23"	7-tier	22#	\$173
ARC3082CP	29"	7-tier	28#	\$184
ARC2493CP	23"	8-tier	25#	\$199
ARC3093CP	29"	8-tier	32#	\$213



Wall Closure Strips (WCS)

Closes space between ARC unit and wall. Letter: 5 1/4", Legal: 6 1/2".

Model No.	D	H	Wt.	List Price
ARC2440WCS	12"	3-tier	8#	\$89
ARC3040WCS	15"	3-tier	10#	\$89
ARC2450WCS	12"	4-tier	10#	\$89
ARC3050WCS	15"	4-tier	12#	\$89
ARC2461WCS	12"	5-tier	12#	\$89
ARC3061WCS	15"	5-tier	14#	\$89
ARC2472WCS	12"	6-tier	18#	\$89
ARC3072WCS	15"	6-tier	20#	\$89
ARC2482WCS	12"	7-tier	23#	\$105
ARC3082WCS	15"	7-tier	28#	\$105
ARC2493WCS	12"	8-tier	27#	\$123
ARC3093WCS	15"	8-tier	30#	\$123



Back-to-Back Closure Strips (BTB)

Used to enclose the space between two ARC units when placed back-to-back.
Letter: 10 1/2", Legal: 13".

Model No.	D	H	Wt.	List Price
ARC2440BTB	LTR	3-tier	14#	\$105
ARC3040BTB	LGL	3-tier	16#	\$105
ARC2450BTB	LTR	4-tier	16#	\$105
ARC3050BTB	LGL	4-tier	18#	\$105
ARC2461BTB	LTR	5-tier	18#	\$105
ARC3061BTB	LGL	5-tier	20#	\$105
ARC2472BTB	LTR	6-tier	32#	\$105
ARC3072BTB	LGL	6-tier	32#	\$105
ARC2482BTB	LTR	7-tier	40#	\$123
ARC3082BTB	LGL	7-tier	40#	\$123
ARC2493BTB	LTR	8-tier	48#	\$139
ARC3093BTB	LGL	8-tier	48#	\$139



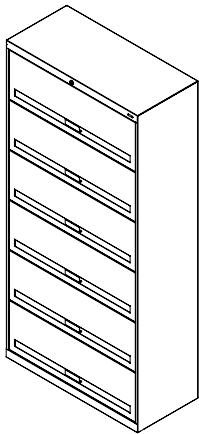
End Panel Assemblies (EP)

Model No.	D	H	Wt.	List Price
ARC2440EP	LTR	3-tier	17#	\$393
ARC3040EP	LGL	3-tier	21#	\$406
ARC2450EP	LTR	4-tier	21#	\$406
ARC3050EP	LGL	4-tier	25#	\$422
ARC2461EP	LTR	5-tier	25#	\$422
ARC3061EP	LGL	5-tier	28#	\$436
ARC2472EP	LTR	6-tier	29#	\$436
ARC3072EP	LGL	6-tier	33#	\$490
ARC2482EP	LTR	7-tier	32#	\$490
ARC3082EP	LGL	7-tier	37#	\$507
ARC2493EP	LTR	8-tier	36#	\$546
ARC3093EP	LGL	8-tier	42#	\$582

FLIP-N-FILE™ CABINET (NOTE: Not on GSA)



- The Flip-n-File™ Cabinet comes fully assembled and ready to use. Choose from a cabinet without doors ("N") or a cabinet with locking doors ("D").
- Shelves are fixed with a 9-3/4"H clearance between shelves.
- 120 lb. load capacity per shelf.
- Inside width dimension of each shelf is 34".
- **Accommodates letter or legal filing.**
- All units come with 4 file dividers per shelf.
- Additional dividers are available.
- Lock is located at the top of the cabinet.
- Lead-time is 15 working days.
- Standard Finishes: Pebble Gray, Sand Beige and Black Only.
- Inside depth is 15 11/16".



Model No.	Description	Size			Wt.	List Price	List Price Add "K" Suffix Keyed-Alike
		W	H	D			
FFN5	5 Tier without Doors	36"	63 1/2"	17"	110#	\$1496	N/A
FFD5	5 Tier with Doors	36"	63 1/2"	17"	160#	\$2076	\$2133
FFN6	6 Tier without Doors	36"	75 1/4"	17"	130#	\$1666	N/A
FFD6	6 Tier with Doors	36"	75 1/4"	17"	186#	\$2300	\$2356
FFN7	7 Tier without Doors	36"	87"	17"	142#	\$1872	N/A
FFD7	7 Tier with Doors	36"	87"	17"	212#	\$2652	\$2709
FFD	Additional Dividers					\$3	-
FFDMK	Master Key				1#	\$18	-

Note: For keyed-alike cabinets, add a "K" to the end of the model number. See final column for keyed-alike pricing (with door only).

FLIP-N-FILE CABINETS ON KWIK TRACK

To increase filing density, Flip-n-File™ shelving can also mount to Kwik-Track systems creating either a bi-file or tri-file sliding shelving system. In either configuration, the rear row of cabinets are stationary with cabinets in front mounted on a sliding carriage on a track mounted to the floor.

- Heavy-duty aluminum track construction supports 3,500 lbs. per carriage.
- Anti-tip built into base for stability and easy installation.
- Systems are complete with cabinets and track. Four dividers per shelf are included.
- Track system has a brushed aluminum finish. Floor mounting hardware included.
- Track adds 2 3/4" to overall height of system.
- All configurations below have doors.

	Model No.	Description	Dimensions	Wt.	List Price	List Price Add "K" Suffix Keyed-Alike
	FF521	2/1 5-Tier Cabinet	78"W x 36"D	505#	\$7668	\$7718
	FF532	3/2 5-Tier Cabinet	116"W x 36"D	840#	\$12970	\$13022
2/1 2 Rows; 2 Fixed, 1 Movable	FF543	4/3 5-Tier Cabinet	156"W x 36"D	1165#	\$18142	\$18192
	FF5211	2/1/1 5-Tier Cabinet	78"W x 56"D	660#	\$11185	\$11235
	FF5322	3/2/2 5-Tier Cabinet	116"W x 56"D	1150#	\$19710	\$19760
	FF5433	4/3/3 5-Tier Cabinet	156"W x 56"D	1630#	\$27978	\$28028
2/1/1 3 Rows; 2 Fixed, 2 Movable	FF621	2/1 6-Tier Cabinet	78"W x 36"D	505#	\$8339	\$8392
	FF632	3/2 6-Tier Cabinet	116"W x 36"D	840#	\$14086	\$14371
	FF643	4/3 6-Tier Cabinet	156"W x 36"D	1165#	\$19706	\$19761
	FF6211	2/1/1 6-Tier Cabinet	78"W x 56"D	660#	\$12078	\$12128
3/2 2 Rows; 3 Fixed, 2 Movable	FF6322	3/2/2 6-Tier Cabinet	116"W x 56"D	1150#	\$21275	\$21328
	FF6433	4/3/3 6-Tier Cabinet	156"W x 56"D	1630#	\$30213	\$30267
	FF721	2/1 7-Tier Cabinet	78"W x 36"D	535#	\$9394	\$9566
	FF732	3/2 7-Tier Cabinet	116"W x 36"D	905#	\$15849	\$16133
	FF743	4/3 7-Tier Cabinet	156"W x 36"D	1245#	\$22171	\$22571
3/2/2 3 Rows; 3 Fixed, 4 Movable	FF7211	2/1/1 7-Tier Cabinet	78"W x 56"D	745#	\$13488	\$13538
	FF7322	3/2/2 7-Tier Cabinet	116"W x 56"D	1295#	\$23739	\$23794
	FF7433	4/3/3 7-Tier Cabinet	156"W x 56"D	1825#	\$33735	\$33785

Note: For keyed-alike cabinets, add a "K" to the end of the model number. See final column for keyed-alike pricing.

	4/3 2 Rows; 4 Fixed, 3 Movable
	4/3/3 3 Rows; 4 Fixed, 6 Movable

DECORATIVE ENHANCEMENTS

Our designer friendly solution that enhances Mayline's filing and storage products. Aesthetically pleasing magnetic fabric, or vinyl options are available in a wide variety of colors and patterns.

Note: Mayline strongly suggests that Decorative Enhancements should not be utilized with film, diagnostic or electronic media due to the magnetic backing.

- Magnetic fabric or vinyl material installs in minutes.
- Guilford of Maine fabrics, 4 wood grain vinyl patterns, 2 patterned vinyls.
- Accessories can be used on most of our filing and storage products. (ARC Doors, Mobile End Panels, 4-Post Uprights and Back Panels etc.)
- The magnetic Dry Erase boards include a sandstone finish, eraser and marker.

ARC ROTARY CABINETS - DOOR

Model No.	Description	Width	Length	List Price Each
DAD3L	ARC 3-Tier Letter Dr.	25"	34 3/4"	\$192
DAD3G	ARC 3-Tier Legal Dr.	31"	34 3/4"	\$261
DAD4L	ARC 4-Tier Letter Dr.	25"	45 1/4"	\$227
DAD4G	ARC 4-Tier Legal Dr.	31"	45 1/4"	\$305
DAD5L	ARC 5-Tier Letter Dr.	25"	55 3/4"	\$261
DAD5G	ARC 5-Tier Legal Dr.	31"	55 3/4"	\$338
DAD6L	ARC 6-Tier Letter Dr.	24"	66 1/4"	\$298
DAD6G	ARC 6-Tier Legal Dr.	30"	66 1/4"	\$390
DAD7L	ARC 7-Tier Letter Dr.	24"	76 3/4"	\$338
DAD7G	ARC 7-Tier Legal Dr.	30"	76 3/4"	\$390
DAD8L	ARC 8-Tier Letter Dr.	24"	87 1/4"	\$366
DAD8G	ARC 8-Tier Legal Dr.	30"	87 1/4"	\$487

4-POST SHELVING - UPRIGHTS

Model No.	Description	Width	Length	List Price Each
DFU1265	4-Post Uprights Single Face Letter	12"	65"	\$192
DFU1565	4-Post Uprights Single Face Legal	15"	65"	\$255
DFU2465	4-Post Uprights Double Face Letter	24"	65"	\$298
DFU3065	4-Post Uprights Double Face Legal	30"	65"	\$390
DFU1276	4-Post Uprights Single Face Letter	12"	76"	\$227
DFU1576	4-Post Uprights Single Face Legal	15"	76"	\$270
DFU2476	4-Post Uprights Double Face Letter	24"	76"	\$338
DFU3076	4-Post Uprights Double Face Legal	30"	76"	\$445
DFU1286	4-Post Uprights Single Face Letter	12"	86"	\$248
DFU1586	4-Post Uprights Single Face Legal	15"	86"	\$298
DFU2486	4-Post Uprights Double Face Letter	24"	86"	\$338
DFU3086	4-Post Uprights Double Face Legal	30"	86"	\$487
DFU1297	4-Post Uprights Single Face Letter	12"	97"	\$270
DFU1597	4-Post Uprights Single Face Legal	15"	97"	\$318
DFU2497	4-Post Uprights Double Face Letter	24"	97"	\$397
DFU3097	4-Post Uprights Double Face Legal	30"	97"	\$538

DECORATIVE ENHANCEMENTS

4-POST SHELVING - BACK PANELS

Model No.	Description	Width	Length	List Price Each
DFB3665	4-Post Back Panel	36"	65"	\$425
DFB3676	4-Post Back Panel	36"	76"	\$487
DFB3686	4-Post Back Panel	36"	86"	\$538
DFB3697	4-Post Back Panel	36"	97"	\$580
DFB4265	4-Post Back Panel	42"	65"	\$474
DFB4276	4-Post Back Panel	42"	76"	\$538
DFB4286	4-Post Back Panel	42"	86"	\$594
DFB4297	4-Post Back Panel	42"	97"	\$644
DFB4865	4-Post Back Panel	48"	65"	\$502
DFB4876	4-Post Back Panel	48"	76"	\$586
DFB4886	4-Post Back Panel	48"	86"	\$636
DFB4897	4-Post Back Panel	48"	97"	\$685

ACCESSORIES - TACK BOARD, DRY ERASE, AND COAT HOOK

Model No.	Description	Width	Length	List Price Each
Tack Board				
D100	Tack Board	12"	40"	\$184
D200	Tack Board	24"	40"	\$327
Dry Erase				
D300	Dry Erase Sand Stone Finish	12"	40"	\$170
D400	Dry Erase Sand Stone Finish	24"	40"	\$255
Coat Hook				
D500	Coat Hook	4"	8"	\$82

Note: Coat hook will support up to 11 lbs.

MOBILE AISLE - END PANELS FIX

Model No.	Description	Width	Length	List Price Each
DME1265F	Mobile End Panels Single Face Letter	12"	65"	\$192
DME1565F	Mobile End Panels Single Face Legal	15"	65"	\$255
DME1865F	Mobile End Panels Single Face Heavy-Duty	18"	65"	\$273
DME2465F	Mobile End Panels Double Face Letter	24"	65"	\$298
DME3065F	Mobile End Panels Double Face Legal	30"	65"	\$390
DME3665F	Mobile End Panels Double Face Heavy-Duty	36"	65"	\$420
DME1276F	Mobile End Panels Single Face Letter	12"	76"	\$227
DME1576F	Mobile End Panels Single Face Legal	15"	76"	\$270
DME1876F	Mobile End Panels Single Face Heavy-Duty	18"	76"	\$308
DME2476F	Mobile End Panels Double Face Letter	24"	76"	\$338
DME3076F	Mobile End Panels Double Face Legal	30"	76"	\$445
DME3676F	Mobile End Panels Double Face Heavy-Duty	36"	76"	\$483
DME1286F	Mobile End Panels Single Face Letter	12"	86"	\$248
DME1586F	Mobile End Panels Single Face Legal	15"	86"	\$298
DME1886F	Mobile End Panels Single Face Heavy-Duty	18"	86"	\$336
DME2486F	Mobile End Panels Double Face Letter	24"	86"	\$366
DME3086F	Mobile End Panels Double Face Legal	30"	86"	\$487
DME3686F	Mobile End Panels Double Face Heavy-Duty	36"	86"	\$531
DME1297F	Mobile End Panels Single Face Letter	12"	97"	\$270
DME1597F	Mobile End Panels Single Face Legal	15"	97"	\$318
DME1897F	Mobile End Panels Single Face Heavy-Duty	18"	97"	\$363
DME2497F	Mobile End Panels Double Face Letter	24"	97"	\$397
DME3097F	Mobile End Panels Double Face Legal	30"	97"	\$538
DME3697F	Mobile End Panels Double Face Heavy-Duty	36"	97"	\$574

DECORATIVE ENHANCEMENTS

MOBILE AISLE - END PANELS MOVABLE

Model No.	Description	Width	Length	List Price Each
DME1865M	Mobile End Panels Single Face Heavy-Duty	18"	65"	\$276
DME2465M	Mobile End Panels Double Face Letter	24"	65"	\$298
DME3065M	Mobile End Panels Double Face Legal	30"	65"	\$390
DME3665M	Mobile End Panels Double Face Heavy-Duty	36"	65"	\$425
DME1876M	Mobile End Panels Single Face Heavy-Duty	18"	76"	\$310
DME2476M	Mobile End Panels Double Face Letter	24"	76"	\$338
DME3076M	Mobile End Panels Double Face Legal	30"	76"	\$445
DME3676M	Mobile End Panels Double Face Heavy-Duty	36"	76"	\$487
DME1886M	Mobile End Panels Single Face Heavy-Duty	18"	86"	\$338
DME2486M	Mobile End Panels Double Face Letter	24"	86"	\$366
DME3086M	Mobile End Panels Double Face Legal	30"	86"	\$487
DME3686M	Mobile End Panels Double Face Heavy-Duty	36"	86"	\$531
DME1897M	Mobile End Panels Single Face Heavy-Duty	18"	97"	\$366
DME2497M	Mobile End Panels Double Face Letter	24"	97"	\$397
DME3097M	Mobile End Panels Double Face Legal	30"	97"	\$538
DME3697M	Mobile End Panels Double Face Heavy-Duty	36"	97"	\$574

GSA

INSERTABLES®

INSERTABLES SYSTEMS

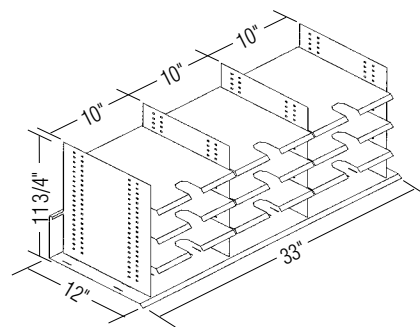
The unique Insertables shelving system fits any standard overhead cabinet, or can be used to organize storage cabinet shelves, or even on desktops as a mini-sorter. Store forms, literature, file folders, binders, and more!

- Kwik-Shelf system provides locking shelves that adjust on 1/2"H increments.
- Centered thumb-cuts and beveled front shelf flanges allow quick retrieval of materials.
- All-steel construction will last a lifetime.
- Rubber feet add stability and surface protection.
- **Standard Finishes:** Pebble Gray only

Manager's System

Provides 12 pockets, each 10"W x 12"D x 3"H
(height adjustable in 1/2" increments).

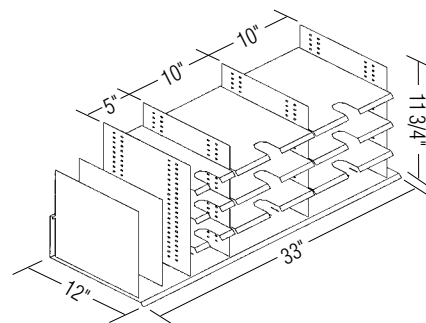
Model No.	Wt./ Carton	List Price
KB3312D	33# / 1	\$409



Administrator's System

Provides eight 10"W x 12"D x 3"H and four 5"W x 12"D x 3"H
pockets (height adjustable in 1/2" increments). Two dividers.

Model No.	Wt./ Carton	List Price
KB3312E	33# / 1	\$457



CARTS

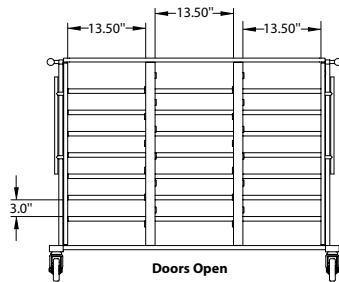
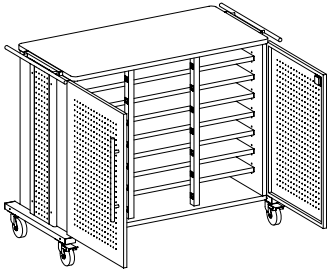


LAPTOP CART

- Stores up to 24 laptops.
- Perforated steel doors and back panel provide proper ventilation.
- Two UL-listed multi-socket power strips, 24 outlets (timer not included).
- Shelves adjust on 1 1/4" H increments.
- Top is Gray Maytrix and paint is Sand.
- CARB compliant.
- 10' Cord.

Note: Electrical limitations require that each power strip be plugged into separate circuits, not just separate outlets.

Model No.	Description	Width	Depth	Height	Weight	List Price
LC101	Laptop Cart	50 1/2"	26 1/2"	40"	207#	\$1449



MOBILIZERS™

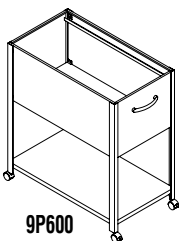
(NOTE: Not on GSA)



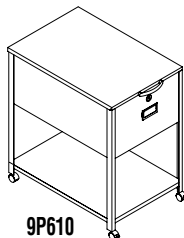
QUICK-SHIP

- Mobile storage for letter size hanging files.
- Heavy-gauge steel construction with 4 non-locking casters.
- Models available with or without sliding top and full-extension drawer.
- Paint color options: Black, Mist, Desert Sage, or Medium Tone only.
- Units with lower shelf accommodate full-height binders and all units fit under most desks.
- Units with sliding top and/or drawer feature lock.
- Drawer pull included.
- All models are ready-to-assemble and can ship via small parcel.
- All models in all finishes are available on both the Quick-Ship and Fast Freight delivery programs with no quantity limitations.

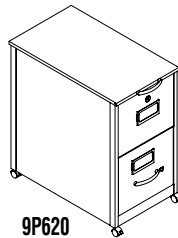
Model No.	Description	Dimensions	Wt.	List Price
Letter Size				
9P600	Open File	27"H x 14"W x 26"D	28#	\$185
9P610	File with lid	27"H x 14"W x 26"D	34#	\$235
9P620	File with lid and drawer	27"H x 14 3/4"W x 26"D	57#	\$402



9P600

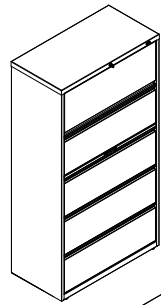


9P610

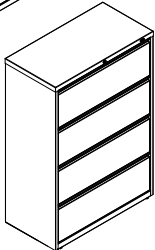


9P620

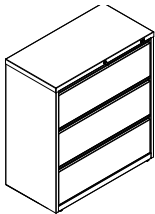
LATERAL FILES



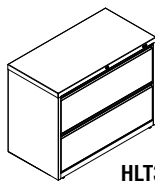
HLT365



HLT364



HLT363

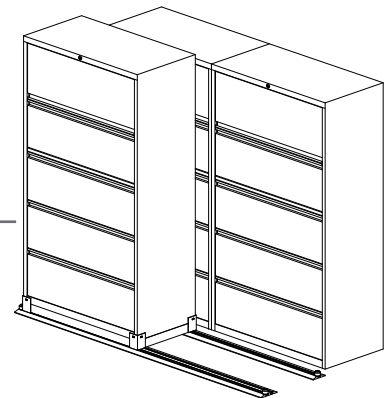


HLT362

- Full drawer extension on steel ball bearing telescoping slides.
- All units feature anti-tipping drawer interlock system that allows only one drawer open at a time.
- Full width recessed designer drawer pulls.
- Side to side rails support letter, legal and/or A4 filing.
- Top drawer of 5-Drawer Lateral is a roll out shelf.
- Extendable posting shelf between third and fourth drawer on 5-Drawer Laterals.
- All files ship keyed random.
- Features adjustable leveling glides.
- Counter weight included to meet ANSI/BIFMA stability requirements.
- Optional front-to-back filing rails available (4-pk), Black only.
- Optional divider kit available (10-pk) Black only.
- UL GREENGUARD GOLD certified.
- Available in Black, Medium Tone, Desert Sage, and Mist.
- Allow 4-6 week lead time for orders larger than 30 cabinets.

Model No.	Description	Dimensions	Wt.	List Price
HLT425	42"W, 5-Drawer Lateral File	42"W x 18 5/8"D x 67 5/8"H	230#	\$1779
HLT365	36"W, 5-Drawer Lateral File	36"W x 18 5/8"D x 67 5/8"H	202#	\$1661
HLT305	30"W, 5-Drawer Lateral File	30"W x 18 5/8"D x 67 5/8"H	179#	\$1560
HLT424	42"W, 4-Drawer Lateral File	42"W x 18 5/8"D x 52 1/2"H	195#	\$1490
HLT364	36"W, 4-Drawer Lateral File	36"W x 18 5/8"D x 52 1/2"H	174#	\$1319
HLT304	30"W, 4-Drawer Lateral File	30"W x 18 5/8"D x 52 1/2"H	148#	\$1145
HLT423	42"W, 3-Drawer Lateral File	42"W x 18 5/8"D x 40 1/4"H	173#	\$1141
HLT363	36"W, 3-Drawer Lateral File	36"W x 18 5/8"D x 40 1/4"H	153#	\$1060
HLT303	30"W, 3-Drawer Lateral File	30"W x 18 5/8"D x 40 1/4"H	133#	\$989
HLT422	42"W, 2-Drawer Lateral File	42"W x 18 5/8"D x 28"H	144#	\$1025
HLT362	36"W, 2-Drawer Lateral File	36"W x 18 5/8"D x 28"H	123#	\$878
HLT302	30"W, 2-Drawer Lateral File	30"W x 18 5/8"D x 28"H	101#	\$731
HLTFBR4	Front-to-Back Filing rails (4-pk)	2 3/4"W x 19 1/2"D x 2 3/4"H	2.5#	\$52
HLTDV10	Divider kit (10-pk)	5 1/2"W x 13 1/2"D x 1"H	8.5#	\$88

Master key: #HMKEY



LATERAL FILES ON KWIK-TRACK



- To increase filing density, lateral files can also mount to Kwik-Track. In either configuration, the rear row of cabinets are stationary with cabinets in front mounted on a sliding carriage on a track mounted to the floor.
- Track and carriage adds 2 3/4" to height of overall system.

Model No.	Description	Dimensions	Wt.	List Price
LATH36521	2/1 Lateral 36"L/5 Drawer System	78"W x 40"D	651#	\$6543
LATH365211	2/1/1 Lateral 36"L/5 Drawer System	78"W x 61 1/2"D	888#	\$9629
LATH36532	3/2 Lateral 36"L/5 Drawer System	116"W x 40"D	1087#	\$10681
LATH365322	3/2/2 Lateral 36"L/5 Drawer System	116"W x 61 1/2"D	1568#	\$16974
LATH36543	4/3 Lateral 36"L/5 Drawer System	156"W x 40"D	1521#	\$15494
LATH365433	4/3/3 Lateral 36"L/5 Drawer System	156"W x 61 1/2"D	2234#	\$24075
LATH42521	2/1 Lateral 42"L/5 Drawer System	90"W x 40"D	740#	\$7042
LATH425211	2/1/1 Lateral 42"L/5 Drawer System	90"W x 61 1/2"D	1020#	\$10381
LATH42532	3/2 Lateral 42"L/5 Drawer System	137"W x 40"D	1238#	\$11821
LATH425322	3/2/2 Lateral 42"L/5 Drawer System	137"W x 61 1/2"D	1768#	\$18086
LATH42543	4/3 Lateral 42"L/5 Drawer System	180"W x 40"D	1728#	\$16655
LATH425433	4/3/3 Lateral 42"L/5 Drawer System	180"W x 61 1/2"D	2536#	\$25904

This page intentionally left blank

MAILROOM FURNITURE



Mailflow Systems®
Mailflow-To-Go™

WORKSPACES

DESKS &
STORAGE

TABLES

SEATING

HIGH DENSITY
STORAGE

MAILROOM
FURNITURE

TECHNOLOGY
FURNITURE

DRAFTING
FURNITURE

ACCESSORIES

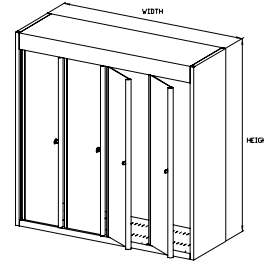
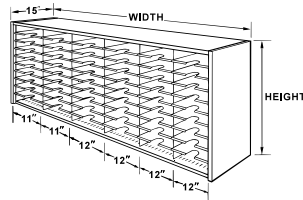
PRODUCT
INDEX

Mayline's Mailflow Systems® product line offers everything you need for your corporate mail center including sorters, tables, cabinets, carts and more. Optimize mail flow efficiencies while maximizing budget and supporting today's mailroom processes. Endless options in products, sizes, and configurations smartly support unique mail-handling protocols.

CLOSED-BACK SORTERS

- All sorters are 15" deep.
- Sorting shelves are 12"*, 14" or 15" deep. Adjust on 1/2"H increments.
- Sorting shelves have thumb cuts and labeling flanges on the front edge of each shelf.
- Preconfigured models available, or build-your-own by specifying empty and adding components on pages 326-327 The letter E designates empty sorters.*
- Sorters are available with locking Plexiglas doors, the letters CP designates preconfigured models with locking doors, and the letters EP designates empty sorters with locking doors.
- **Standard Plexiglas doors are clear.**
- For smoked Plexiglas, add 10% of list and an "S" suffix to Plexiglas door sorter.
- Pricing below is for sorters with and without locking doors.
- 50 lb. weight capacity per shelf.

**Closed-Back Sorter
(SC7233G)**



**Closed-Back Sorter
(SC4833EP)**

Model No.	Width	Height	Shelf Depth	No. of 3" High Sorting Pockets	Locking Plexi Doors	Wt.	List Price
SC2424G		24"	15"	14	N	80#	\$1290
SC2424CP		(21" inside)	14"	14	Y	90#	\$2006
SC2424EP			—	Empty	Y	58#	\$1868
SC2424E			—	Empty	Y	48#	\$955
SC2433G		33"	15"	20	N	106#	\$1600
SC2433CP		(30" inside)	14"	20	Y	116#	\$2344
SC2433EP			—	Empty	Y	68#	\$1868
SC2433E	24"		—	Empty	N	58#	\$1089
SC2441G	(22" inside)	41"	15"	24	N	127#	\$1797
SC2441CP		(38" inside)	14"	24	Y	137#	\$2711
SC2441EP	2 columns of		—	Empty	Y	78#	\$2149
SC2441E	11"W shelves		—	Empty	N	68#	\$1266
SC2448G		48"	15"	30	N	152#	\$1970
SC2448CP		(45" inside)	14"	30	Y	162#	\$3047
SC2448EP			—	Empty	Y	88#	\$2291
SC2448E			—	Empty	N	78#	\$1325
SC3624G		24"	15"	21	N	115#	\$1352
SC3624CP		(21" inside)	14"	21	Y	125#	\$2885
SC3624EP			—	Empty	Y	77#	\$2397
SC3624E			—	Empty	N	67#	\$1009
SC3633G		33"	15"	30	N	152#	\$1779
SC3633CP		(30" inside)	14"	30	Y	162#	\$3647
SC3633EP			—	Empty	Y	90#	\$2556
SC3633E	36"		—	Empty	N	80#	\$1283
SC3641G	(34" inside)	41"	15"	36	N	181#	\$1882
SC3641CP		(38" inside)	14"	36	Y	191#	\$3753
SC3641EP	2 columns of		—	Empty	Y	103#	\$2802
SC3641E	11"W shelves		—	Empty	N	93#	\$1113
SC3648G	and 1 column of	48"	15"	45	N	218#	\$2175
SC3648CP	12"W shelves	(45" inside)	14"	45	Y	228#	\$4368
SC3648EP			—	Empty	Y	117#	\$2959
SC3648E			—	Empty	N	107#	\$1368

Note: All preconfigured models are standard with two columns of 11" wide shelves and the remaining columns with 12" wide shelves. You may receive extra shelves with preconfigured sorters.

*12" deep shelving available in the "build-your-own" format only.

MAILFLOW SYSTEMS®

CLOSED-BACK SORTERS (CONTINUED)

Model No.	Width	Height	Shelf Depth	No. of 3" High Sorting Pockets	Locking Plexi Doors	Wt.	List Price
SC4824G		24"	15"	28	N	150#	\$1949
SC4824CP		(21" inside)	14"	28	Y	160#	\$3452
SC4824EP			—	Empty	Y	96#	\$2978
SC4824E			—	Empty	N	86#	\$1189
SC4833G		33"	15"	40	N	198#	\$2370
SC4833CP		(30" inside)	14"	40	Y	208#	\$4088
SC4833EP			—	Empty	Y	112#	\$3170
SC4833E			—	Empty	N	102#	\$1348
SC4841G	48"	41"	15"	48	N	235#	\$2668
SC4841CP	(46" inside)	(38" inside)	14"	48	Y	245#	\$4847
SC4841EP			—	Empty	Y	128#	\$3525
SC4841E			—	Empty	N	118#	\$1421
SC4848G	2 columns of 11"W shelves and 2 columns of 12"W shelves	48"	15"	60	N	283#	\$3276
SC4848CP		(45" inside)	14"	60	Y	293#	\$5518
SC4848EP			—	Empty	Y	145#	\$3734
SC4848E			—	Empty	N	135#	\$1729
SC6024G		24"	15"	35	N	185#	\$2228
SC6024CP		(21" inside)	14"	35	Y	195#	\$4143
SC6024EP			—	Empty	Y	115#	\$3489
SC6024E			—	Empty	N	105#	\$1281
SC6033G		33"	15"	50	N	230#	\$2806
SC6033CP		(30" inside)	14"	50	Y	240#	\$5076
SC6033EP			—	Empty	Y	120#	\$3753
SC6033E			—	Empty	N	110#	\$1403
SC6041G	60"	41"	15"	60	N	261#	\$3226
SC6041CP	(58" inside)	(38" inside)	14"	60	Y	271#	\$5870
SC6041EP			—	Empty	Y	125#	\$4158
SC6041E			—	Empty	N	115#	\$1539
SC6048G	2 columns of 11"W shelves and 3 columns of 12"W shelves	48"	15"	75	N	306#	\$3793
SC6048CP		(45" inside)	14"	75	Y	316#	\$6607
SC6048EP			—	Empty	Y	130#	\$4440
SC6048E			—	Empty	N	120#	\$1937
SC7224G		24"	15"	42	N	214#	\$2643
SC7224CP		(21" inside)	14"	42	Y	224#	\$4878
SC7224EP			—	Empty	Y	128#	\$4071
SC7224E			—	Empty	N	118#	\$1468
SC7233G		33"	15"	60	N	269#	\$3317
SC7233CP		(30" inside)	14"	60	Y	279#	\$5870
SC7233EP			—	Empty	Y	135#	\$4389
SC7233E			—	Empty	N	125#	\$1539
SC7241G	72"	41"	15"	72	N	309#	\$3770
SC7241CP	(70" inside)	(38" inside)	14"	72	Y	319#	\$6979
SC7241EP			—	Empty	Y	143#	\$4878
SC7241E			—	Empty	N	133#	\$1913
SC7248G	2 columns of 11"W shelves and 4 columns of 12"W shelves	48"	15"	90	N	364#	\$4455
SC7248CP		(45" inside)	14"	90	Y	374#	\$7983
SC7248EP			—	Empty	Y	150#	\$5199
SC7248E			—	Empty	N	140#	\$2031

Note: All preconfigured models are standard with two columns of 11" wide shelves and the remaining columns with 12" wide shelves. You may receive extra shelves with preconfigured sorters.

*12" deep shelving available in the "build-your-own" format only.

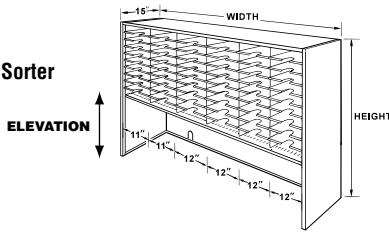
MAILFLOW SYSTEMS®

ELEVATED CLOSED-BACK SORTERS

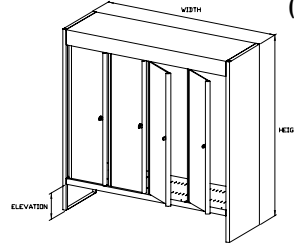
- All sorters are 15" deep.
- Sorting shelves are 12"* , 14" or 15" deep. Adjust on 1/2"H increments.
- Sorting shelves have thumb cuts and labeling flanges on the front edge of each shelf.
- Preconfigured models available, or build-your-own by specifying empty and adding components on pages 326-327. The letter E designates empty sorters.*
- Sorters are available with locking Plexiglas doors, the letters CP designates preconfigured models with locking doors, and the letters EP designates empty sorters with locking doors.

- **Standard Plexiglas doors are clear.**
- For smoked Plexiglas, add 10% of list and an "S" suffix to standard Plexiglas door sorter.
- Elevated sorters offer more workspace, by raising the sorter off the work area.
- Pricing below is for sorters with and without locking doors.

Elevated Closed-Back Sorter (SC7248GH)



Elevated Closed-Back Sorter (SC4848EPL)



Model No.	Width	Height	Elevation	Shelf Depth	No. of 3" High Sorting Pockets	Locking Plexi Doors	Wt.	List Price
SC2433GL		33"	9"	15"	14	N	95#	\$1420
SC2433CPL		(21" inside)		14"	14	Y	105#	\$2095
SC2433EPL				—	Empty	Y	68#	\$1957
SC2433EL				—	Empty	N	58#	\$1089
SC2441GL		41"	8"	15"	20	N	111#	\$1776
SC2441CPL		(30" inside)		14"	20	Y	121#	\$2606
SC2441EPL				—	Empty	Y	78#	\$2095
SC2441EL				—	Empty	N	68#	\$1197
SC2441GH		41"	17"	15"	14	N	105#	\$1601
SC2441CPH	24"	(21" inside)		14"	14	Y	115#	\$2378
SC2441EPH	(22" inside)			—	Empty	Y	78#	\$1993
SC2441EH				—	Empty	N	68#	\$1197
SC2448GL	2 columns of	48"	7"	15"	24	N	132#	\$1970
SC2448CPL	11"W shelves	(38" inside)		14"	24	Y	142#	\$3170
SC2448EPL				—	Empty	Y	88#	\$2466
SC2448EL				—	Empty	N	78#	\$1283
SC2448GH		48"	15"	15"	20	N	132#	\$1888
SC2448CPH		(30" inside)		14"	20	Y	142#	\$2483
SC2448EPH				—	Empty	Y	88#	\$2167
SC2448EH				—	Empty	N	78#	\$1283
SC3633GL		33"	9"	15"	21	N	128#	\$1591
SC3633CPL		(21" inside)		14"	21	Y	138#	\$2819
SC3633EPL				—	Empty	Y	90#	\$2519
SC3633EL				—	Empty	N	80#	\$1197
SC3641GL		41"	8"	15"	30	N	168#	\$2053
SC3641CPL		(30" inside)		14"	30	Y	178#	\$3452
SC3641EPL				—	Empty	Y	103#	\$2711
SC3641EL				—	Empty	N	93#	\$1335
SC3641GH		41"	17"	15"	21	N	149#	\$1710
SC3641CPH	36"	(21" inside)		14"	21	Y	159#	\$3104
SC3641EPH	(34" inside)			—	Empty	Y	103#	\$2591
SC3641EH				—	Empty	N	93#	\$1335
SC3648GL	2 columns of	48"	7"	15"	36	N	198#	\$2310
SC3648CPL	11"W shelves	(38" inside)		14"	36	Y	208#	\$4052
SC3648EPL	and 1 column of			—	Empty	Y	117#	\$2994
SC3648EL	12"W shelves			—	Empty	N	107#	\$1454
SC3648GH		48"	15"	15"	30	N	187#	\$2229
SC3648CPH		(30" inside)		14"	30	Y	197#	\$3452
SC3648EPH				—	Empty	Y	117#	\$2730
SC3648EH				—	Empty	N	107#	\$1454

*12" deep shelving available in the "build-your-own" format only.

MAILFLOW SYSTEMS®

ELEVATED CLOSED-BACK SORTERS (CONTINUED)

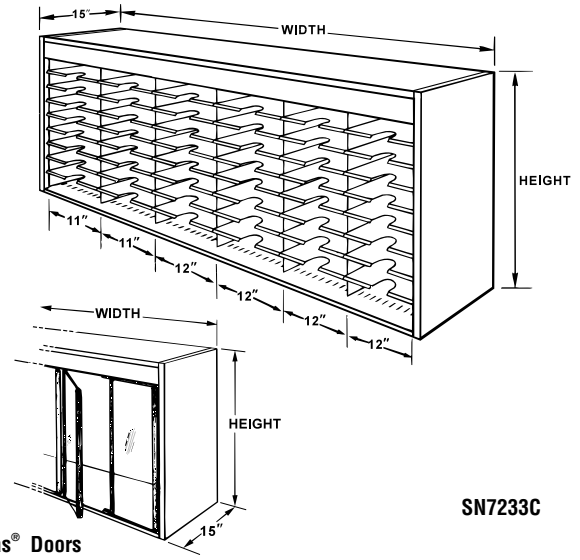
Model No.	Width	Height	Elevation	Shelf Depth	No. of 3" High Sorting Pockets	Locking Plexi Doors	Wt.	List Price
SC4833GL		33"	9"	15"	28	N	160#	\$2012
SC4833CPL		(21" inside)		14"	28	Y	170#	\$3558
SC4833EPL				—	Empty	Y	112#	\$3104
SC4833EL				—	Empty	N	102#	\$1348
SC4841GL	48"	41"	8"	15"	40	N	224#	\$2558
SC4841CPL	(46" inside)	(30" inside)		14"	40	Y	234#	\$4232
SC4841EPL				—	Empty	Y	128#	\$3347
SC4841EL	2 columns of			—	Empty	N	118#	\$1538
SC4841GH	11"W shelves	41"	17"	15"	28	N	193#	\$2132
SC4841CPH	and 2 columns	(21" inside)		14"	28	Y	203#	\$3807
SC4841EPH	of 12"W shelves			—	Empty	Y	128#	\$3190
SC4841EH				—	Empty	N	118#	\$1538
SC4848GL		48"	7"	15"	48	N	263#	\$3119
SC4848CPL		(38" inside)		14"	48	Y	273#	\$4934
SC4848EPL				—	Empty	Y	145#	\$3700
SC4848EL				—	Empty	N	135#	\$1627
SC4848GH		48"	15"	15"	40	N	241#	\$2739
SC4848CPH		(30" inside)		14"	40	Y	251#	\$4283
SC4848EPH				—	Empty	Y	145#	\$3416
SC4848EH				—	Empty	N	135#	\$1627
SC6033GL		33"	9"	15"	35	N	203#	\$2360
SC6033CPL		(21" inside)		14"	35	Y	213#	\$4248
SC6033EPL				14"	Empty	Y	120#	\$3632
SC6033EL				—	Empty	N	110#	\$1490
SC6041GL		41"	8"	15"	50	N	248#	\$2993
SC6041CPL		(30" inside)		14"	50	Y	258#	\$5111
SC6041EPL				—	Empty	Y	125#	\$3912
SC6041EL				—	Empty	N	115#	\$1627
SC6041GH		41"	17"	15"	35	N	208#	\$2539
SC6041CPH	60"	(21" inside)		14"	35	Y	218#	\$3924
SC6041EPH	(58" inside)			—	Empty	Y	125#	\$3700
SC6041EH				—	Empty	N	115#	\$1627
SC6048GL	2 columns of	48"	7"	15"	60	N	275#	\$3477
SC6048CPL	11"W shelves	(38" inside)		14"	60	Y	285#	\$5992
SC6048EPL	and 3 columns			—	Empty	Y	130#	\$4334
SC6048EL	of 12"W shelves			—	Empty	N	120#	\$1710
SC6048GH		48"	15"	15"	50	N	233#	\$3177
SC6048CPH		(30" inside)		14"	50	Y	243#	\$5271
SC6048EPH				—	Empty	Y	130#	\$3999
SC6048EH				—	Empty	N	120#	\$1710
SC7233GL		33"	9"	15"	42	N	237#	\$2751
SC7233CPL		(21" inside)		14"	42	Y	247#	\$5022
SC7233EPL				—	Empty	Y	135#	\$4248
SC7233EL				—	Empty	N	125#	\$1609
SC7241GL		41"	8"	15"	60	N	292#	\$3608
SC7241CPL		(30" inside)		14"	60	Y	302#	\$5992
SC7241EPL				—	Empty	Y	143#	\$4580
SC7241EL				—	Empty	N	133#	\$1710
SC7241GH		41"	17"	15"	42	N	245#	\$3031
SC7241CPH	72"	(21" inside)		14"	42	Y	255#	\$5091
SC7241EPH	(70" inside)			—	Empty	Y	143#	\$4334
SC7241EH				—	Empty	N	133#	\$1710
SC7248GL	2 columns of	48"	7"	15"	72	N	332#	\$3887
SC7248CPL	11"W shelves	(38" inside)		14"	72	Y	347#	\$7050
SC7248EPL	and 4 columns			—	Empty	Y	155#	\$5040
SC7248EL	of 12"W shelves			—	Empty	N	140#	\$1882
SC7248GH		48"	15"	15"	60	N	300#	\$3735
SC7248CPH		(30" inside)		14"	60	Y	315#	\$6082
SC7248EPH				—	Empty	Y	155#	\$4668
SC7248EH				—	Empty	N	140#	\$1882

MAILFLOW SYSTEMS®

OPEN-BACK SORTERS

Open-Back Sorters are typically used where mail is passed through – sorted on one side and collected by the recipient on the other.

- All sorters are 15" deep with 14" deep sorting shelves. Adjust on 1/2"H increments.
- Sorting shelves have thumb cuts and labeling flanges on both front and back of shelves.
- Preconfigured models, designated by the letter **C** are available, or build-your-own by specifying empty sorter designated by the letter **E** and adding components on pages 326-327.
- All sorters are available with locking Plexiglas doors, which is designated by the letter **P** suffix.
- **Standard Plexiglas doors are clear.**
- For smoked Plexiglas, add 10% of list and an "S" suffix to standard Plexiglas door sorter, ie SN4824EPS
- Pricing below is for sorters with and without doors.



SN7233C

Model No.	Width	Height	No. of 3" High Sorting Pockets	Wt.	List Price No Doors	List Price With Doors P Suffix
SN4824E	48"	24" (18" inside)	Empty	55#	\$1183	\$2697
SN4833C	(46" inside)	33"	36	149#	\$2207	\$3047
SN4833E	2 columns of	(27" inside)	Empty	60#	\$1322	\$2836
SN4841C	11"W shelves	41"	44	181#	\$2643	\$3877
SN4841E	and 2 columns	(35" inside)	Empty	65#	\$1437	\$3190
SN4848C	of 12"W shelves	48"	56	213#	\$3095	\$4545
SN4848E		(42" inside)	Empty	70#	\$1507	\$3278
SN6024E	60"	24" (18" inside)	Empty	70#	\$1223	\$3170
SN6033C	(58" inside)	33"	45	188#	\$2605	\$3877
SN6033E	2 columns of	(27" inside)	Empty	75#	\$1344	\$3330
SN6041C	11"W shelves	41"	55	238#	\$3017	\$4530
SN6041E	and 3 columns	(35" inside)	Empty	80#	\$1630	\$3789
SN6048C	of 12"W shelves	48"	70	285#	\$3688	\$5640
SN6048E		(42" inside)	Empty	85#	\$1710	\$3877
SN7224E	72"	24" (18" inside)	Empty	85#	\$1370	\$3683
SN7233C	(70" inside)	33"	54	232#	\$2921	\$4866
SN7233E	2 columns of	(27" inside)	Empty	95#	\$1538	\$3894
SN7241C	11"W shelves	41"	66	282#	\$3542	\$5285
SN7241E	and 4 columns	(35" inside)	Empty	105#	\$1797	\$4424
SN7248C	of 12"W shelves	48"	84	331#	\$4236	\$6346
SN7248E		(42" inside)	Empty	115#	\$1882	\$4530

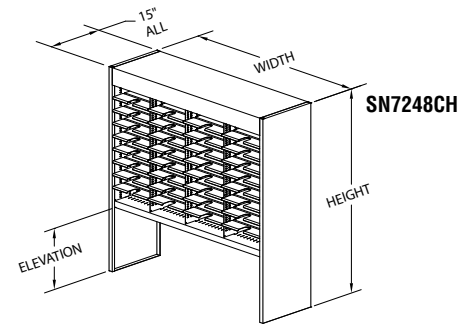
Note: All preconfigured models are standard with two columns of 11" wide shelves and the remaining columns with 12" wide shelves. You may receive extra shelves with preconfigured sorters.

MAILFLOW SYSTEMS®

ELEVATED OPEN-BACK SORTERS

Open-Back Sorters are typically used where mail is passed through – sorted on one side and collected by the recipient on the other.

- All sorters are 15" deep with 14" deep sorting shelves. Adjust on 1/2"H increments.
- Sorting shelves have thumb cuts and labeling flanges on both front and back of shelves.
- Preconfigured models, designated by the letter **C** are available, or build-your-own by specifying empty sorter designated by the letter **E** and adding components on pages 326-327.
- All sorters are available with locking Plexiglas doors, which is designated by the letter **H**.
- For smoked Plexiglas, add 10% of list and an "S" suffix to standard Plexiglas door sorter, ie SN4824EPS
- Elevated sorters offer more workspace, by raising the sorter off the work area.
- Pricing below is for sorters with and without doors.



Model No.	Width	Height	Elevation	No. of 3" High Sorting Pockets	Wt.	List Price No Doors	List Price With Doors P Suffix
SN4833CL		33"	9"	24	103#	\$1948	\$3632
SN4833EL		(18" inside)		Empty	55#	\$1322	\$2907
SN4841CL	48"	41"	8"	36	132#	\$2421	\$4019
SN4841EL	(46" inside)	(27" inside)		Empty	60#	\$1570	\$3083
SN4841CH		41"	17"	24	108#	\$2200	\$3648
SN4841EH	2 columns of	(18" inside)		Empty	60#	\$1437	\$2994
SN4848CL	11"W shelves	48"	7"	44	153#	\$2905	\$4652
SN4848EL	and 2 columns	(35" inside)		Empty	65#	\$1675	\$3416
SN4848CH	of 12"W shelves	48"	15"	36	137#	\$2520	\$4052
SN4848EH		(27" inside)		Empty	65#	\$1488	\$3117
SN6033CL		33"	9"	30	135#	\$2279	\$4283
SN6033EL		(18" inside)		Empty	75#	\$1272	\$3403
SN6041CL	60"	41"	8"	45	170#	\$2845	\$4723
SN6041EL	(58" inside)	(27" inside)		Empty	80#	\$1630	\$3558
SN6041CH		41"	17"	30	140#	\$2551	\$4318
SN6041EH	2 columns of	(18" inside)		Empty	80#	\$1507	\$3438
SN6048CL	11"W shelves	48"	7"	55	195#	\$3120	\$5429
SN6048EL	and 3 columns	(35" inside)		Empty	85#	\$1539	\$4052
SN6048CH	of 12"W shelves	48"	15"	45	175#	\$3078	\$4757
SN6048EH		(27" inside)		Empty	85#	\$1771	\$3612
SN7233CL		33"	9"	36	164#	\$2691	\$5022
SN7233EL		(18" inside)		Empty	92#	\$1538	\$3877
SN7241CL	72"	41"	8"	54	213#	\$3258	\$5640
SN7241EL	(70" inside)	(27" inside)		Empty	105#	\$1800	\$4052
SN7241CH		41"	17"	36	177#	\$2946	\$5040
SN7241EH	2 columns of	(18" inside)		Empty	105#	\$1800	\$3877
SN7248CL	11"W shelves	48"	7"	66	247#	\$3585	\$6346
SN7248EL	and 4 columns	(35" inside)		Empty	115#	\$1710	\$4580
SN7248CH	of 12"W shelves	48"	15"	54	223#	\$3450	\$5640
SN7248EH		(27" inside)		Empty	115#	\$1903	\$4052

Note: All preconfigured models are standard with two columns of 11" wide shelves and the remaining columns with 12" wide shelves. You may receive extra shelves with preconfigured sorters.

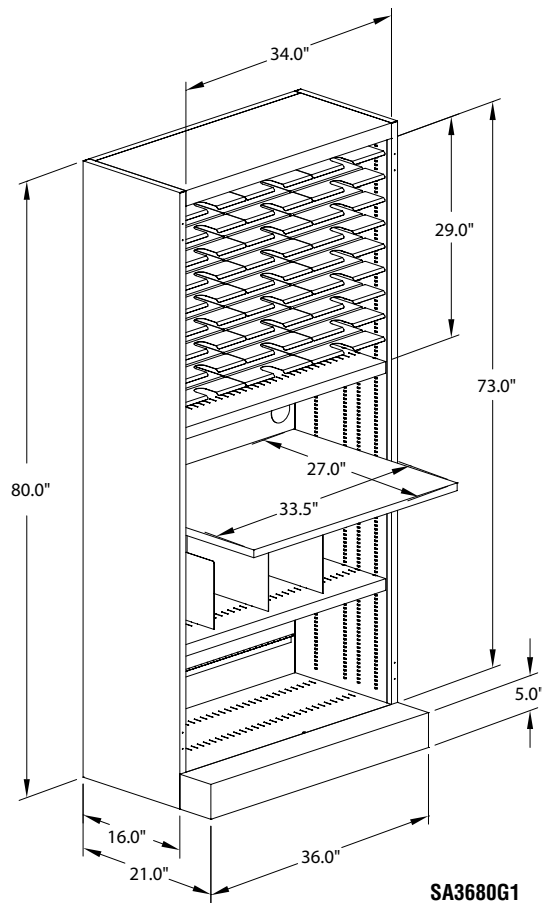
MAILFLOW SYSTEMS®

SPECIALIZED SORTERS

Satellite Sorter

Satellite Sorters are ideal for final sorting of mail in any departments.

- 36"W models standard with 11" and 12"W pockets for mail sorting.
- 1" thick standard low-pressure laminate work surface is 27"D and adjusts within cabinet on 1/2"H increments. Add suffix LAM for high pressure laminate.
- All-welded steel cabinet construction.
- Steel back panel of cabinet has one 3" diameter cable management cutout.
- Shelves adjust on 1/2"H increments.

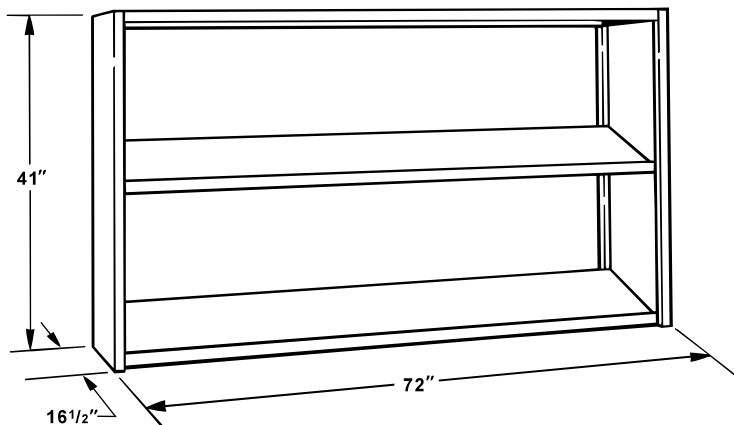


Model No.	Description	Width	Height	Shelf Depth	No. of 3" High Sorting Pockets	Wt.	Low-Pressure Laminate List Price	High-Pressure Laminate List Price
								LAM Suffix
SA3680G1	2 columns of 11"W shelves and 1 column of 12"W shelves	36"	80"	15"	30	240#	\$3619	\$3691
SA3680L1	shelves			12"	30	222#	\$3458	\$3597
SA3680E1	of 12"W shelves			-	Empty	190#	\$2325	\$2477

Tub Sorter

The Tub Sorter is for bulk pre-sorting operations using USPS tubs. Capacity is 10 tubs (five tubs per shelf). Angled shelves make sorting easier.

The front shelf edges are protected from tubs by vinyl strips, shelf tops by transparent sheet vinyl. All-welded steel construction; open back.



Model No.	Width	Height	Depth	Wt.	List Price
SB7241	72"	41"	16 1/2"	170#	\$2259

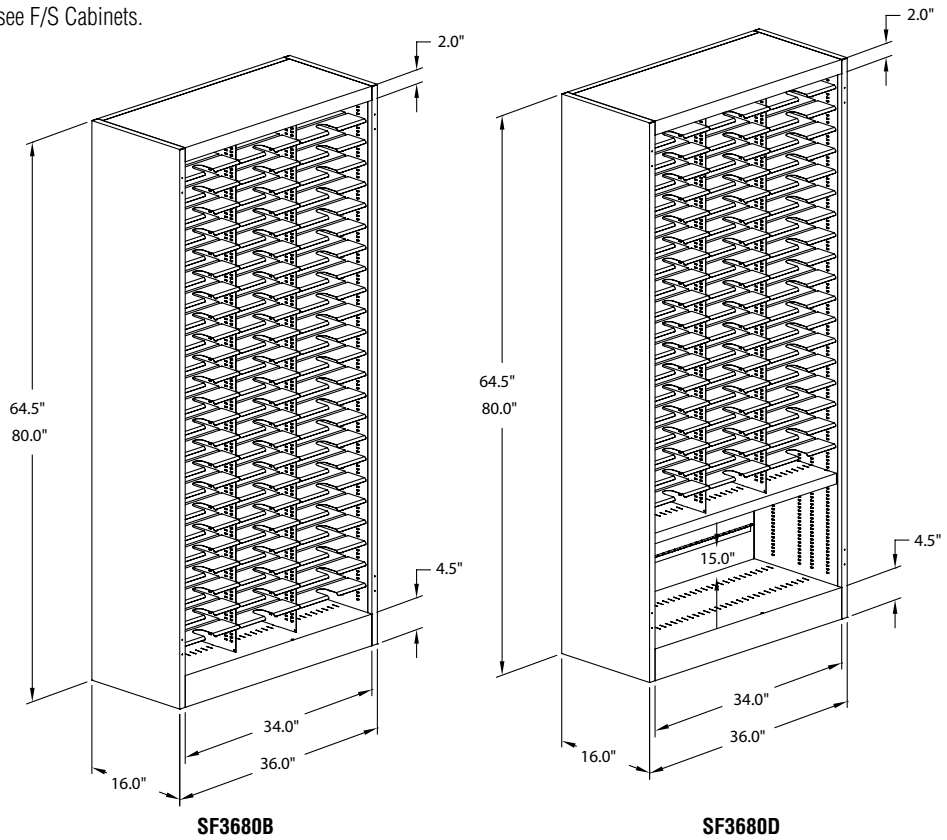
MAILFLOW SYSTEMS®

SPECIALIZED SORTERS

Freestanding Sorters

Use Freestanding Sorters where space is limited and a work surface is not required.

- Preconfigured models come standard with 3"H pockets in either letter (12"D) or legal (15"D) depths. Adjust on 1/2"H increments.
- All-welded steel cabinet construction.
- For other Freestanding Sorter models, see F/S Cabinets.



Model No.	Width	Height	Shelf Depth	No. of 3" High Sorting Pockets	Wt.	List Price
SF3665BL1	36"	64 1/2"	12"	57	292#	\$3225
SF3665DL1				45	273#	\$3093
SF3665BG1			15"	57	312#	\$3557
SF3665DG1				45	288#	\$3375
SF3680BL1	36"	80"	12"	72	414#	\$3776
SF3680DL1				57	397#	\$3572
SF3680BG1			15"	72	444#	\$4082
SF3680DG1				57	422#	\$3817

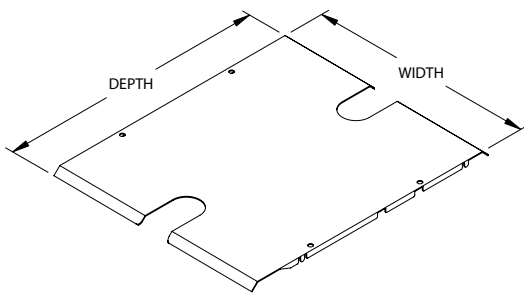
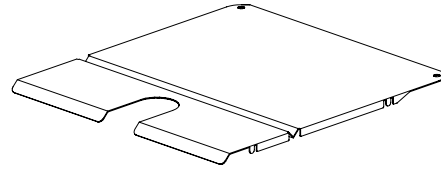
MAILFLOW SYSTEMS®

SHELVES AND SHELF SUPPORTS

Shelves

The patented Kwik-Shelf™ shelving system is the key to the space-saving efficiency and improved productivity provided by Mayline sorters.

- All shelves lock in place and won't pull out when retrieving mail.
- Shelves can be removed for easy height adjustment on 1/2" increments.
- All shelves have centered thumb cut for quick one-handed retrieval of mail.
- Front edge of shelves has a 45° beveled labeling flange for easy reading of labels and allows mail from pocket below to pass under above shelf without hanging up.
- Heavy-duty, 20-gauge shelves with V-groove hold up to 75 lbs. per pocket.



Shelves for Open-Back Sorters, Plex Door Units Included

Model No.	Width	Depth	Wt. per shelf	List Price
1114P06	11"	14 1/2"	2.0#	\$153
1214P06	12"	14 1/2"	2.5#	\$160

Shelves for Closed-Back Sorters with Doors

6-Shelf Package

Model No.	Width	Depth	Wt. per shelf	List Price
1114SDP06	11"	14"	2.0#	\$224
1214SDP06	12"	14"	2.5#	\$240

Shelves for Non-Plex Door Closed-Back Sorters

6-Shelf Package

Model No.	Width	Depth	Wt. per shelf	List Price
0412P06	4"	12"	.5#	\$84
0512P06	5"	12"	.75#	\$92
0515P06	5"	15"	1.0#	\$96
0612P06	6"	12"	.75#	\$95
0712P06	7"	12"	1.0#	\$97
0812P06	8"	12"	1.05#	\$114
0912P06	9"	12"	1.05#	\$125
0915P06	9"	15"	2.0#	\$145
1012P06	10"	12"	1.15#	\$133
1015P06	10"	15"	1.5#	\$152
1112P06	11"	12"	1.25#	\$140
1115P06	11"	15"	1.65#	\$153
1212P06	12"	12"	1.4#	\$142
1215P06	12"	15"	1.75#	\$160
1412P06	14"	12"	2.3#	\$193
1415P06	14"	15"	2.75#	\$211
1515P06	15"	15"	2.9#	\$234
1612P06	16"	12"	2.8#	\$224
1615P06	16"	15"	3.0#	\$252

To design your own sorter configuration

1. Assess the volume and size of your mail. Then determine the size and number of pockets you'll need, considering each pocket's height, shelf width and shelf depth.
2. Select an **EMPTY** sorter from pages 320-324 and configure it with the shelves sized from step 1. Try to use (but not exceed) the full interior space of each sorter. Specify shelf supports (one less than the number of columns of shelves) and shelves as shown on this page.
3. If you need assistance, contact space planning at spaceplanning@mayline.com.

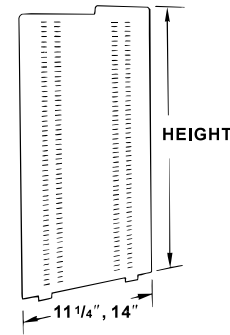
MAILFLOW SYSTEMS®

SHELVES AND SHELF SUPPORTS

Shelf Supports

Shelf Supports divide a sorter into columns, and support the shelves within each column.

- Shelf supports are adjustable in 1" horizontal increments to fit various shelf widths.
- Each support is slotted at 1/2" vertical increments for shelf adjustment.
- Shelf support models are based on sorter type, height, and shelf depth.
- When ordering, remember that the two end shelf supports are included with each sorter.



Shelf Supports

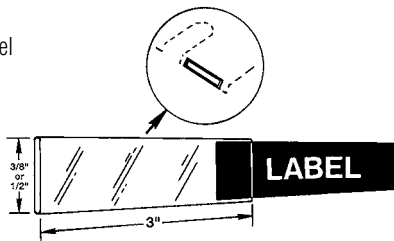
(available in packages of 1, 2, 3, 4, or 5 units only)

Sorter Type	Ht.	For Shelf Depth of	Wt. per Shelf	1-Unit Package		2-Unit Package		3-Unit Package		4-Unit Package		5-Unit Package	
				Model No.	List Price	Model No.	List Price	Model No.	List Price	Model No.	List Price	Model No.	List Price
Closed-Back	21"	12"	5.4#	SS24LM01	\$48	SS24LM02	\$96	SS24LM03	\$144	SS24LM04	\$196	SS24LM05	\$242
		15"	8.4#	SS24GM01	\$59	SS24GM02	\$119	SS24GM03	\$178	SS24GM04	\$240	SS24GM05	\$297
	30"	12"	8.0#	SS33LM01	\$57	SS33LM02	\$115	SS33LM03	\$172	SS33LM04	\$233	SS33LM05	\$286
		15"	10.5#	SS33GM01	\$70	SS33GM02	\$140	SS33GM03	\$202	SS33GM04	\$278	SS33GM05	\$343
	38"	12"	9.5#	SS41LM01	\$70	SS41LM02	\$140	SS41LM03	\$202	SS41LM04	\$278	SS41LM05	\$343
		15"	12.6#	SS41GM01	\$81	SS41GM02	\$164	SS41GM03	\$242	SS41GM04	\$320	SS41GM05	\$403
45"	12"	11.0#	SS48LM01	\$81	SS48LM02	\$164	SS48LM03	\$242	SS48LM04	\$320	SS48LM05	\$403	
	15"	14.8#	SS48GM01	\$95	SS48GM02	\$185	SS48GM03	\$278	SS48GM04	\$368	SS48GM05	\$459	
Open-Back & Plexi-Back	21"	14 1/2"	8.0#	SS24N01	\$59	SS24N02	\$119	SS24N03	\$178	SS24N04	\$240	SS24N05	\$297
		30"	10.0#	SS33N01	\$70	SS33N02	\$140	SS33N03	\$202	SS33N04	\$278	SS33N05	\$343
	38"	14 1/2"	12.0#	SS41N01	\$81	SS41N02	\$164	SS41N03	\$242	SS41N04	\$320	SS41N05	\$403
		45"	14.0#	SS48N01	\$96	SS48N02	\$192	SS48N03	\$278	SS48N04	\$378	SS48N05	\$472

SORTER ACCESSORIES

Label Holders

Transparent, self-adhesive Label Holders fit securely on beveled shelf front. A blank, white insert with four sides is included. Package of 20. Choose from self-adhesive, magnetic, or velcro models.



Model No.	Type	Width	Height	Wt.	List Price
90145	Adhesive	3"	3/8"	1 oz.	\$29
911785	Magnetic	3"	1/2"	3 oz.	\$46
922VEL	Velcro	3"	1/2"	3 oz.	\$53

Extra Labels

Set of label inserts in six colors (white, orange, blue, yellow, pink and green), in microperforated, 8 1/2" x 11" sheets. 14 four-sided blank label inserts per color, 84 per set. Fit in label holders (above). Use with PC and ink jet or laser printer.

Model No.	Type	Width (Ea. Label)	Height (Ea. Label)	Wt.	List Price
90155	Adhesive – Colored	3"	3/8"	1 oz.	\$5
911885	Magnetic – Colored	3"	1/2"	1 oz.	\$5
90154	Adhesive – White	3"	3/8"	1 oz.	\$5
911884	Magnetic – White	3"	1/2"	1 oz.	\$5

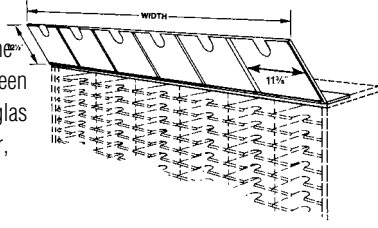
MAILFLOW SYSTEMS®

SORTER ACCESSORIES (CONTINUED)

Display Boards

Use overhead Display Boards to post sorting instructions, etc.; they're easy to read, yet out of the way. Letter-sized sheets fit between steel frame and protective plexiglas cover. Mount to top of the sorter, hardware provided.

Add 11 1/4" to the height of any sorter. Field-installed.



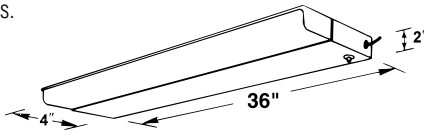
Model No.	Width	No. of Columns	Wt.	List Price
ADB3	36"	3	11#	\$399
ADB4	48"	4	14#	\$492
ADB5	60"	5	18#	\$602
ADB6	72"	6	22#	\$632

Task Lights

Task Lights illuminate worksurfaces under elevated sorters or flipper door units.

Standard with 10' cord and wire management clip.

White frame. UL-listed. Field-installed.



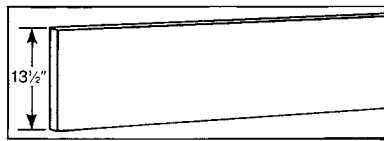
Model No.	Width	Wt.	List Price
2504K	24"	4#	\$190
3704K	36"	8#	\$245
4904K	48"	10#	\$297

*48" light for use with 60" or 72" units only.

*36" light for use with 48" units.

Tackboards

Tackboards are field-installed on the back panel of 15"-17" high elevated sorters, and flipper door units in the supervisor's workstation. For displaying notices, etc., and to improve acoustics. Gray mix fabric. All 13 1/2" H.



Model No.	Width	Wt.	List Price
ATB3FK	34"	6#	\$376
ATB4FK	46"	9#	\$451
ATB5FK	58"	12#	\$526
ATB6FK	70"	15#	\$572

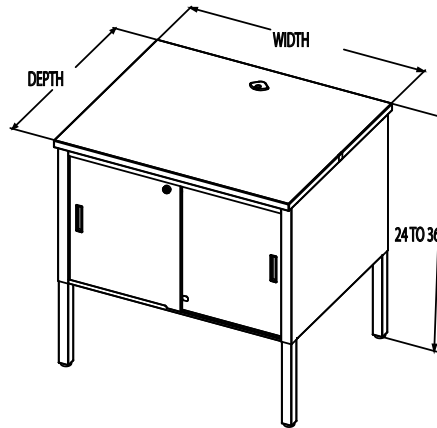
MAILFLOW SYSTEMS®

TABLES

Built to support heavily loaded sorters or machines, Mayline® Mailflow System tables are available in several styles and sizes.

- Table frames are of all-welded 18-gauge steel construction with an under-top reinforcement of 12-gauge steel.
- Work surfaces are of 1" thick thermally fused low-pressure laminate with medium density wood cores as standard.
- Tops have radiused 3mm PVC edging guaranteed not to chip, crack, or peel.
- Top overhangs frame by 1" front and back and 1/8" on the sides.
- Optional grommet available.
- Back panel on all tables come with 3 knockouts for wire management.
- Optional adjustable shelf kits available.
- 1,150 lb capacity, Evenly distributed.

See pages 333 for Table Accessories.



Storage Tables

Storage Tables provide a large storage space (28" deep by 19" high) for immediate access to needed supplies such as bags, cartons, envelopes, etc.

Available with locking doors to hide clutter and secure contents. 1 1/2" square, 16 gauge chrome legs adjust from 24" to 36" on 1" increments.

Call Customer Service for other height ranges. For a stylish front edge, high pressure laminate or additional wire management capabilities available, please see below. Master key not available. Adjustable shelf kits sold separately, see page 332 for compatible sizes.

Model No.	Width X Depth	Doors	Wt./Cartons	Low-Pressure	Std. Laminate
				Laminate	Laminate
				List Price	List Price
		D Suffix			H Suffix
TSA3630	36" x 30"	No	129#/1	\$1659	\$1886
TSA3636	36" x 36"	No	133#/1	\$1902	\$2152
TSA3630D	36" x 30"	Yes w lock	146#/1	\$2108	\$2331
TSA3636D	36" x 36"	Yes w lock	150#/1	\$2378	\$2599
TSA4830	48" x 30"	No	155#/1	\$1835	\$2061
TSA4836	48" x 36"	No	158#/1	\$2149	\$2355
TSA4830D	48" x 30"	Yes w lock	172#/1	\$2361	\$2586
TSA4836D	48" x 36"	Yes w lock	185#/1	\$2656	\$2875
TSA6030	60" x 30"	No	180#/1	\$2068	\$2319
TSA6036	60" x 36"	No	185#/1	\$2394	\$2636
TSA6030D	60" x 30"	Yes w lock	198#/1	\$2632	\$2871
TSA6036D	60" x 36"	Yes w lock	203#/1	\$2958	\$3200
TSA7230	72" x 30"	No	230#/1	\$2311	\$2592
TSA7236	72" x 36"	No	238#/1	\$2659	\$2937
TSA7230D	72" x 30"	Yes w lock	250#/1	\$2902	\$3176
TSA7236D	72" x 36"	Yes w lock	258#/1	\$3242	\$3514

Grommet

For additional wire management select a grommet. Grommets are located towards the rear and positioned in the center of the table (Black only).

Model No. Suffix	Description	List Price
G	Multi use grommet (Black)	\$28

HOW TO SPECIFY

Start with base model number and **SELECT ONE CODE FROM EACH OF THE OPTIONS** to complete your final model number for ordering:

Select MODEL NUMBER (ie., TSA6030)	Option 1 Door	Option 2 Laminate	Option 3 Grommet
	D = Locking doors Blank = No doors	H = High pressure laminate Blank = Low pressure laminate	G = Table top grommet Blank = No grommet

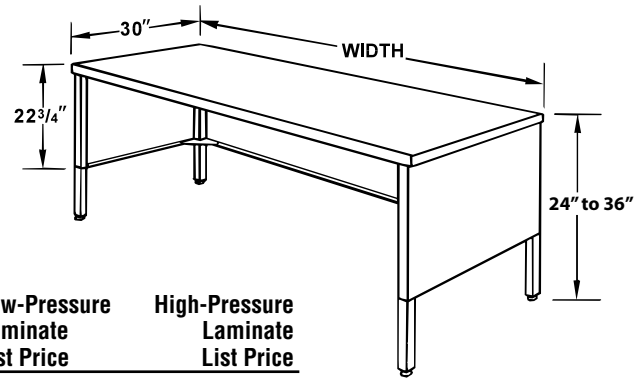
The final Model number for a base product with TSA6030 with the highlighted options would be TSA6030DHG.

MAILFLOW SYSTEMS®

TABLES (CONTINUED)

Work Tables

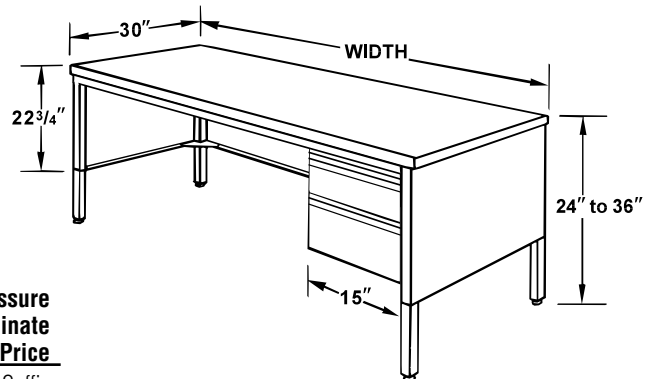
Work Tables are functional yet economical. They support sorters or machines and are enclosed on three sides, making them convenient for storing carts or other large objects on the floor. For a stylish front edge or additional wire management capabilities, please see below.



Model No.	Width	Wt.	Low-Pressure Laminate List Price	High-Pressure Laminate List Price	LAM Suffix
TW30	30"	66#	\$1161	\$1278	
TW36	36"	76#	\$1331	\$1561	
TW48	48"	94#	\$1416	\$1648	
❖TW60	60"	122#	\$1646	\$1901	
❖TW72	72"	150#	\$1868	\$2151	

Pedestal Tables

For Supervisor's Workstation, or for filing or storage at any workstation. Suspended pedestal, with one box and one file drawer, lock included. Field installed; can be mounted on either left or right side, or on both sides. Pedestal measures 15 1/4"W x 21 3/4"D x 19 3/8"H.



Model No.	Width	Wt.	Low-Pressure Laminate List Price	High-Pressure Laminate List Price	LAM Suffix
TP48	48"	138#	\$2268	\$2518	
TP60	60"	166#	\$2493	\$2765	
TP72	72"	194#	\$3158	\$3458	
APED1	Pedestal only	48#	\$920	—	

MAILFLOW SYSTEMS®

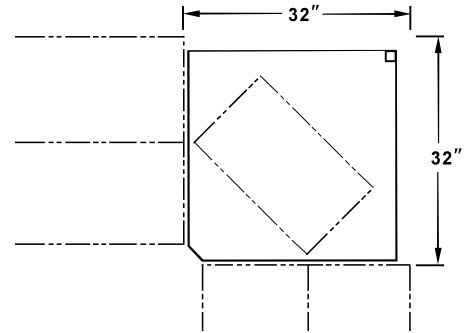
CORNER PLATFORM

Supports 24"- wide sorter in a corner when used in L-shaped or U-shaped sorter layouts against a wall. The 32" square footprint provides better clearance at the sides of the sorter for more efficient sorting and retrieval. The TCNR Corner Platform is less expensive than the 30" x 30" TW30 Work Table, but installation is more complex.

The Corner Platform is supported by one leg in the rear corner, and by brackets attached to the tables on both sides. A filler panel is included (fills base-to-top gap in front between adjacent tables). Field installed.

Adjustable 1" increments, 24"- 36" H

When sorters will be in the open, or visible from the rear; or if the corner configuration will be used for a worksurface only, and not to support a sorter, we recommend specifying the TW30 Work Table instead.

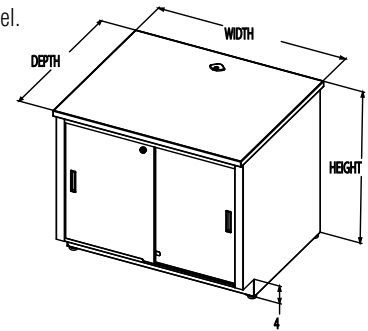


Model No.	Width	Wt.	Low-Pressure Laminate List Price	High-Pressure Laminate List Price
TCNR	30" x 30" (fits in 32" x 32" space)	40#	\$789	\$1057 LAM Suffix

CONSOLES

Consoles are built to support heavily loaded sorters or machines, Mayline Mailflow Systems Consoles are available in several styles and sizes. Each console has full-height end panels with a 4" recessed toe space for a clean built-in look.

- Top overhangs frame by 1" front and back and 1/8" on the sides. When placed side-by-side they give the appearance of built-in counters.
- Tables frames are of all-welded, 18-gauge steel construction with an under-top reinforcement of 12-gauge steel.
- Work surfaces are standard 1" thick thermally fused low-pressure laminate with medium density wood cores.
- Tops have radiused 3mm PVC edging guaranteed not to chip, crack, or peel.
- Standard 30" depth is available in 30" or 36" heights.
- Optional grommet available.
- Back panels have 3 standard knockouts for wire management.
- Optional adjustable shelf kits available. Order separately (page 332).
- Optional sliding doors with locks available.
- 36" depths also available – call Customer Service at 1-800-822-8037 for pricing.



See pages 333 for Table Accessories.

Storage Consoles

Model No.	W x H x D	Doors (D Suffix)	Wt.	Low-Pressure Laminate List Price	High-Pressure Laminate List Price (H Suffix)
MC363030	36" x 30" x 30"	No	126#	\$1726	\$1950
MC363630	36" x 36" x 30"	No	142#	\$1900	\$2060
MC363030D	36" x 30" x 30"	Yes /lock	141#	\$2247	\$2468
MC363630D	36" x 36" x 30"	Yes /lock	156#	\$2419	\$2638
MC483030	48" x 30" x 30"	No	155#	\$1995	\$2228
MC483630	48" x 36" x 30"	No	181#	\$2289	\$2519
MC483030D	48" x 30" x 30"	Yes /lock	172#	\$2622	\$2792
MC483630D	48" x 36" x 30"	Yes /lock	188#	\$2915	\$3135
MC603030	60" x 30" x 30"	No	184#	\$2113	\$2370
MC603630	60" x 36" x 30"	No	201#	\$2400	\$2649
MC603030D	60" x 30" x 30"	Yes /lock	203#	\$2714	\$2956
MC603630D	60" x 36" x 30"	Yes /lock	220#	\$2986	\$3216
MC723030	72" x 30" x 30"	No	213#	\$2364	\$2643
MC723630	72" x 36" x 30"	No	232#	\$2681	\$2954
MC723030D	72" x 30" x 30"	Yes /lock	234#	\$3003	\$3275
MC723630D	72" x 36" x 30"	Yes /lock	253#	\$3310	\$3580

HOW TO SPECIFY

Start with base model number and **SELECT ONE CODE FROM EACH OF THE OPTIONS** to complete your final model number for ordering:

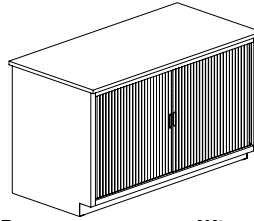
Select MODEL NUMBER (ie., MC603036)	Option 1 Door D = Locking doors Blank = No doors	Option 2 Laminate H = High pressure laminate Blank = Low pressure laminate	Option 3 Grommet G = Table top grommet Blank = No grommet
--	---	---	--

The final Model number for a base product with MC603036 with the highlighted options would be MC603036DHG.

MAILFLOW SYSTEMS®

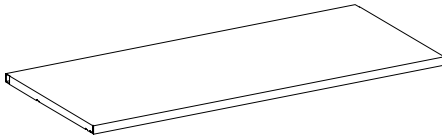
TAMBOUR DOOR STORAGE CONSOLE

- Standard door colors: Mist, Graphite, Pebble Gray and Sand **only**.
- Note:** All internal components are Graphite.



Model No.	Width	Height	Depth	Doors	Wt.	Low-Pressure Laminate List Price	High-Pressure Laminate List Price
							LAM Suffix
CL48T	48"	30"	30"	Yes with lock	172#	\$3016	\$3248
CH48T	48"	36"	30"	Yes with lock	188#	\$3288	\$3522
CL60T	60"	30"	30"	Yes with lock	203#	\$3100	\$3354
CH60T	60"	36"	30"	Yes with lock	220#	\$3342	\$3596
CL72T	72"	30"	30"	Yes with lock	234#	\$3365	\$3652
CH72T	72"	36"	30"	Yes with lock	253#	\$3570	\$3856

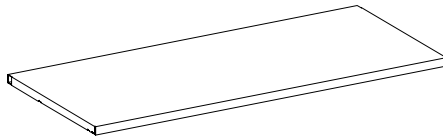
TAMBOUR DOOR STORAGE CONSOLE ADJUSTABLE SHELF KIT



Model No.	Width	Wt.	List Price
CTS48	39"	17#	\$198
CTS60	48"	23#	\$215
CTS72	63"	44#	\$234

Note: Shelf is available in Graphite and can only be used with Tambour Door Storage Console.

STORAGE TABLE & CONSOLE ADJUSTABLE SHELF KIT

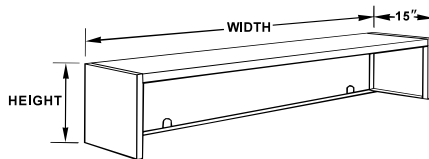


Model No.	Width	Depth	Wt.	List Price
TSK3630	32 5/16"	24"	20#	\$244
TSK4830	44 5/16"	24"	27#	\$267
TSK6030	56 5/16"	24"	33#	\$282
TSK7230	68 5/16"	24"	40#	\$301
TSK3636*	32 5/16"	30"	23#	\$287
TSK4836*	32 5/16"	30"	23#	\$308
TSK6036*	56 5/16"	30"	40#	\$325
TSK7236*	68 5/16"	30"	48#	\$343

Note: 24" D shelf can only be used with the 30"D Storage Table and Sliding Door Console.
* 30"D Shelf can only be used with 36"D Storage Table.

Accessory Platforms

Use on tables to put PC monitors, printers, etc. at good viewing height; keep work surface open for machines, etc. 15" deep; full-length paper feed slot. All-welded steel construction.



Model No.	Height	Width	Wt.	List Price
AP3017		30"	28#	\$675
AP3617		36"	35#	\$692
AP4817	17 1/4"	48"	43#	\$752
AP6017	(16" inside)	60"	46#	\$823
AP7217		72"	55#	\$917
AP3024		30"	36#	\$707
AP3624		36"	45#	\$730
AP4824	24"	48"	55#	\$824
AP6024	(22 3/4" inside)	60"	59#	\$900
AP7224		72"	70#	\$1009

Grommet

For additional wire management select a grommet. Grommets are located towards the rear and positioned in the center of the table (Black only).

Model No. Suffix	Description	List Price
G	Multi use grommet (Black)	\$28

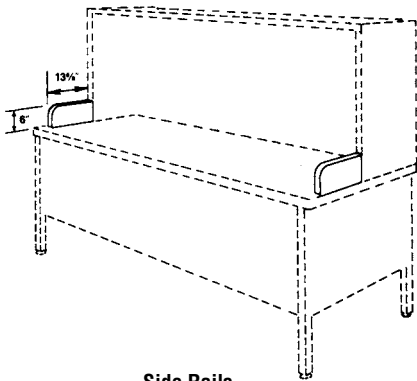
MAILFLOW SYSTEMS®

MAILROOM TABLE ACCESSORIES

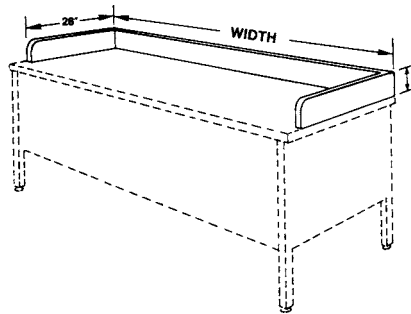
Dump Rails

The three-sided dump rails provide easier access for mail collection. 6" high by 3/4" thick with complementary-colored T-molding. Field-installed.

Model No.	Style	Width	Wt.	Low-Pressure	High-Pressure
				Laminate List Price	Laminate List Price
					LAM Suffix
ADR33	3-sided	36"	19#	\$357	\$478
ADR34	3-sided	48"	22#	\$399	\$505
ADR35	3-sided	60"	25#	\$430	\$519
ADR36	3-sided	72"	27#	\$461	\$547
ADR2	Side Rails for elev. sorter	—	5#	\$265	\$320



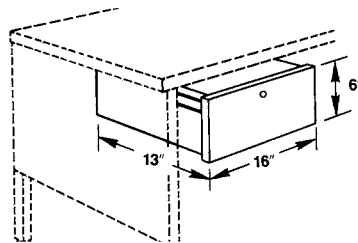
Side Rails



3-Sided Rails

Utility Drawer

To provide secured storage (lock standard) for meter heads, stamps, etc. Mounts to any table without doors. Field-installed.



Model No.	Wt.	List Price
ADRW2K	18#	\$427

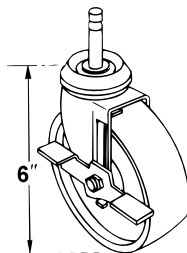
Pencil Drawer

Store pencils, other small objects. Mounts to any table without doors; field installed. Black only.

Model No.	Width	Height	Depth	Wt.	List Price
1218	21"	1 3/4"	16"	7#	\$138

Table Casters

Heavy-duty wheels with braking action; add mobility to any mail room table. Weight rating 500 lbs. per set of four. Field-installed.



Model No.	Description	Wt.	List Price
ACASTK	Set of 4 Casters	6.5#	\$366

MAILFLOW SYSTEMS®

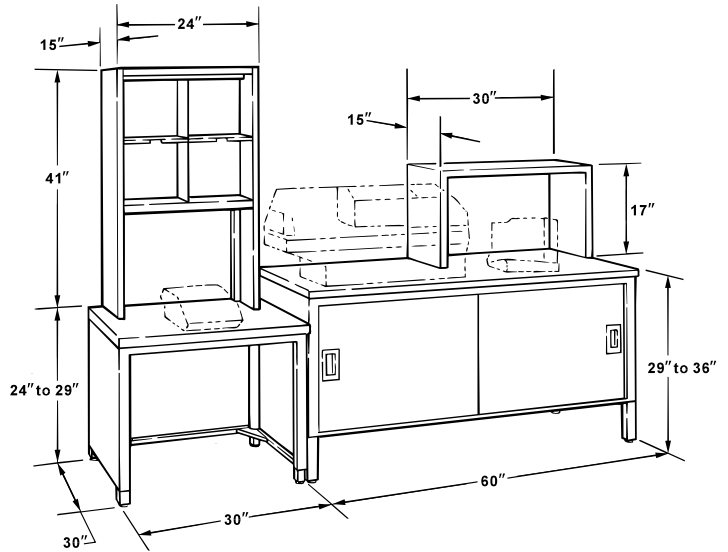
SPECIALIZED MAILROOM WORKSTATIONS

Every mailroom or shipping area needs specialized workstations for supporting meter machines, printers and other equipment, as well as providing a place for supervisory personnel. Mayline offers a wide range of tables, accessory platforms, flipper door units, etc. which may be combined to accommodate a variety of specialized needs.

Meter Machine Workstation

The Meter Machine Workstation shown below combines several Mailflow Systems models to support a scale and meter machine in a typical configuration. See specifications for tables stated on pages 329-330 sorters pages 318-323, accessory platforms page 332; then specify the meter machine workstation configuration that best suits your needs. As an example, the Meter Machine Workstation as shown at right includes:

Model No.	Description	List Price Each
TW30	Work Table	\$1161
SC2441EH	Elevated Sorter (17" elevation)	\$1197
SS24LM01	Shelf Support	\$48
1112P06	Shelf (2)	\$140
TSA6030D	Storage Table with doors	\$2632
AP3017	Accessory Platform	\$675



See specifications and prices for individual models.

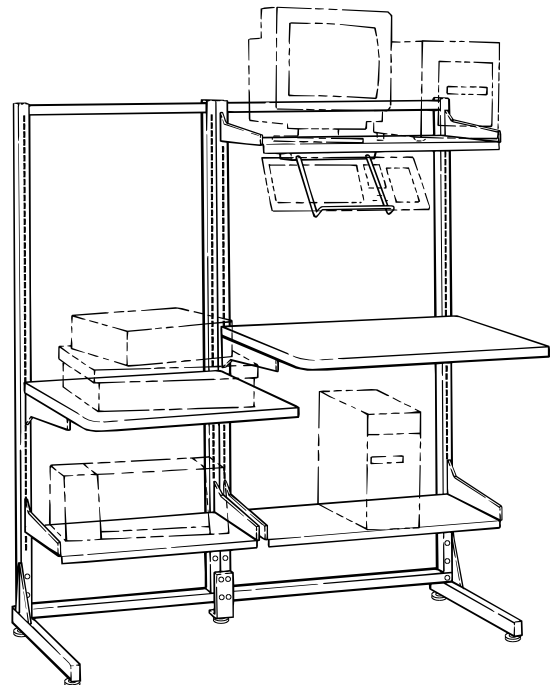
SHIPPING WORKSTATIONS

Shipping Workstation

Modular, frame-based system for shipping environments.

- Preconfigured SW1 station will support a scale, PC, keyboard, label printer and report printer.
- All components adjust on frames in 1"H increments.
- No tools required for adjustment of components.
- **Standard finishes:** Mist or Sand paint with Birch low-pressure laminate work surface.

Model No.	Description	List Price Each
3203060	Frame, 30"W x 60"H	\$597
3202460	Frame, 24"W x 60"H	\$581
350213R	Leg, single right	\$290
350213L	Leg, single left	\$290
350212	Foot, center support	\$89
3403030	Worksurface, 30"W x 30"D	\$563
3402430	Worksurface, 24"W x 30"D	\$497
3303016	Horizontal mounting shelf (2)	\$250
3302416	Horizontal mounting shelf	\$207
350100	Wire keyboard holder, single	\$142
SW1	SHIPPING WORKSTATION	\$3867



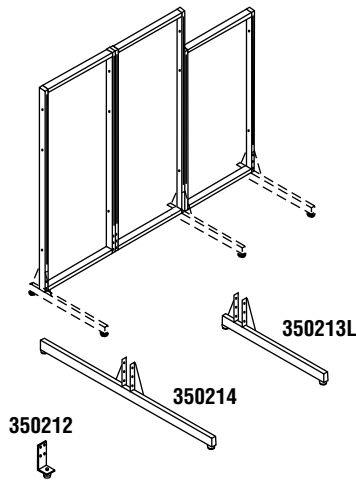
SW1 Shipping Workstation

MAILFLOW SYSTEMS®

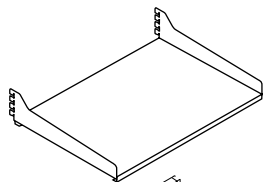
BUILD-YOUR-OWN SHIPPING WORKSTATION

Build-your-own shipping system with individual frames, shelves, work surfaces and accessories.

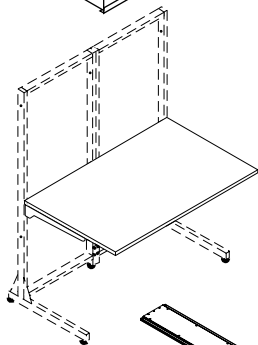
- Frames are heavy-duty 11-gauge welded tubular steel.
- Frames are slotted on 1" vertical increments allowing components to connect without tools.
- Frames can be bolted together as your needs expand. 800 lbs. maximum load per frame.
- Shelves are 14-gauge steel with welded attachment brackets.
- Work surfaces are of 1" thick thermally-fused low-pressure laminate with medium density wood cores.
- **Standard finishes:** Mist or Sand paint with Birch low-pressure laminate work surface



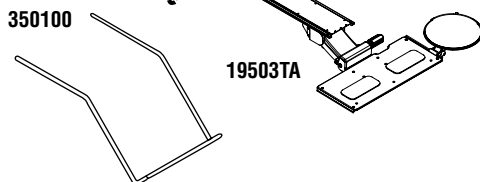
Model No.	Description	Wt.	List Price
Steel Frames			
3202460	24"W x 60"H	36#	\$581
3202472	24"W x 72"H	40#	\$623
3202484	24"W x 84"H	44#	\$684
3203060	30"W x 60"H	39#	\$597
3203072	30"W x 72"H	43#	\$635
3203084	30"W x 84"H	48#	\$700
3203660	36"W x 60"H	40#	\$618
3203672	36"W x 72"H	47#	\$647
3203684	36"W x 84"H	48#	\$710
Leg Options			
350212	Foot, center support	2#	\$89
350213R	Leg, single right	13#	\$290
350213L	Leg, single left	13#	\$290
350214	Leg, double-sided (universal)	11#	\$360
350215	Casters for frame (pair; 1 locks)	4#	\$147



Model No.	Description	Wt.	List Price
Horizontal Mounting Shelf, steel (includes mounting brackets)			
3302416	Shelf, 24"W x 16"D	16#	\$207
3303016	Shelf, 30"W x 16"D	19#	\$250
3303616	Shelf, 36"W x 16"D	20#	\$322
3304816	Shelf, 48"W x 16"D	27#	\$467
3305416	Shelf, 54"W x 16"D	24#	\$494
3306016	Shelf, 60"W x 16"D	32#	\$523



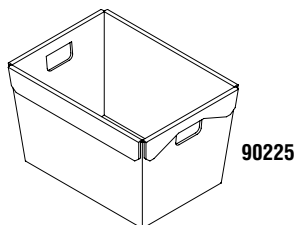
Desk Worksurface (includes mounting brackets)			
3402430	Worksurface, 24"W x 30"D	24#	\$497
3403030	Worksurface, 30"W x 30"D	30#	\$563
3403630	Worksurface, 36"W x 30"D	34#	\$623
3404830	Worksurface, 48"W x 30"D	45#	\$745
3406030	Worksurface, 60"W x 30"D	56#	\$971
3407230	Worksurface, 72"W x 30"D	78#	\$1059
3409030	Worksurface, 90"W x 30"D	96#	\$1341
350220	Adjustable front support leg	4#	\$187



Keyboard Accessories			
350100	Wire keyboard holder, single unit	3#	\$142
19503TA*	Combination keyboard/mouse platform 19"W x 8 1/4"D, 9"Dia. mouse platform Track is 16" long.	15#	\$599

*Available in Black Only.

TOTES (NOTE: Not on GSA)



Totes

Totes of lightweight, high-density polyethylene with 3/8" dia. galvanized wire rod reinforcement at top. Available in packages of 3.

Model No.	Description	Width	Height	Depth	Wt.	List Price
❖ 90225	Totes (3)	13 1/4"	11 1/2"	18 1/4"	8#	\$175

❖ Indicates Quick-Ship models.

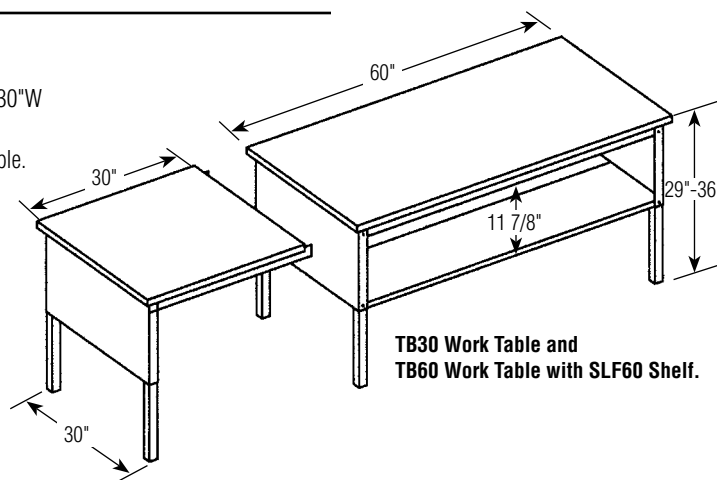
MAILFLOW-TO-GO™

The perfect solution for smaller organizations needing economical and functional mail center furniture, Mailflow-To-Go is affordable and easy to assemble.

- Rugged steel frame construction with 1" thick thermally-fused low-pressure laminate work surfaces.
- 500 lb. weight capacity.
- Ready to assemble.
- **Standard Finishes:** Pebble Gray paint with Birch low-pressure laminate work surfaces **only**.

Work Table

- Choice of either a 48"W or a 60"W rectangular table with attaching 30"W corner table.
- Corner table has two legs and must be installed adjacent to work table.
- Legs are 1 1/2" square, 16-gauge brushed chrome tubular steel.
- Tables adjust from 29" - 36"H on 1" increments.
- Work surfaces have 3mm PVC edge.
- 48"W and 60"W table has optional Shelf for under surface storage.
- SLF48 and SLF60 each have 75 lb. capacity.

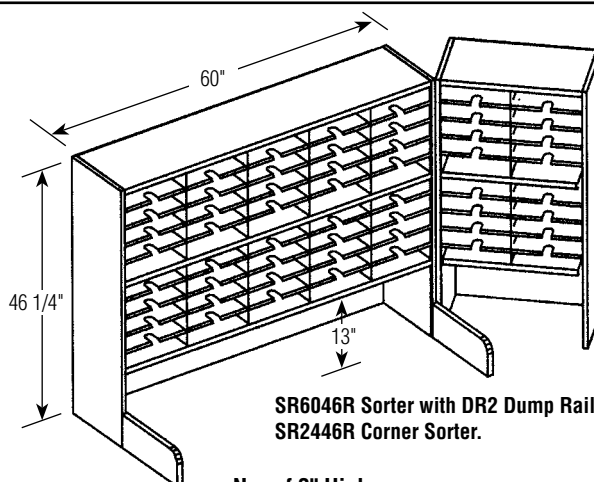


TB30 Work Table and
TB60 Work Table with SLF60 Shelf.

Model No.	Description	Width	Height	Depth	Wt.	List Price
TB48	48"W Work Table	48"	29" - 36"	30"	90#	\$786
SLF48	Shelf for 48"W Work Table	44"	1"	25 1/2"	20#	\$185
TB60	60"W Work Table	60"	29" - 36"	30"	112#	\$1040
SLF60	Shelf for 60"W Work Table	56"	1"	25 1/2"	25#	\$197
TB30	30"W Work Table	30"	29" - 36"	30"	53#	\$747
1219	Pencil Tray (Black Only)	21"	1 3/4"	16"		\$138

Sorters

- Standard pocket dimension: 11 5/8"W x 2 5/8"H x 13 1/4"D. Shelves are fixed.
- Pockets sized to accommodate commonly used 10" x 13" flat envelopes.
- 48"W and 60"W sorters available in multiple heights, with or without elevated riser.
- 24"W sorter available in a two-tier with riser configuration only.
- Optional side dump rails, task light, and label holders.
- Durable steel construction, ready to assemble.



SR6046R Sorter with DR2 Dump Rails and
SR2446R Corner Sorter.

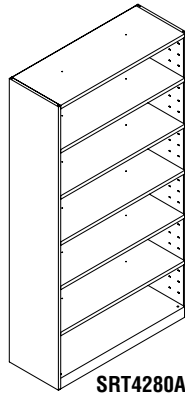
Model No.	Description	Width	Depth	Height	No. of 3" High Sorting Pockets	Wt.	List Price
SR4833R	1-tier, riser	48"	13 1/4"	33 1/4"	20	91#	\$906
SR4833	2-tier, no riser	48"	13 1/4"	33 1/4"	40	133#	\$1136
SR4846R	2-tier, riser	48"	13 1/4"	46 1/4"	40	146#	\$1406
SR6033R	1-tier, riser	60"	13 1/4"	33 1/4"	25	113#	\$920
SR6033	2-tier, no riser	60"	13 1/4"	33 1/4"	50	166#	\$1195
SR6046R	2-tier, riser	60"	13 1/4"	46 1/4"	50	182#	\$1490
SR2446R	Corner sorter	24"	13 1/4"	46 1/4"	20	85#	\$902
DR2	Dump rails	15"	3/4"	6"		5#	\$126
4904K	48W task light (used for 60" sorters) – 48"W x 4"D x 2"H					10#	\$297
3704K	36W task light (used for 48" sorters) – 36"W x 4"D x 2"H					8#	\$245
90145	Label holders (set of 20) – Adhesive					1 oz.	\$29
911785	Label holders (set of 20) – Magnetic					3 oz.	\$46
922VEL	Label holders (set of 20) – Velcro					3 oz.	\$53

MAILFLOW-TO-GO

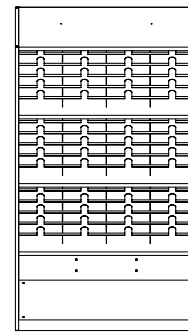
Mailflow-To-Go Cabinets **GSA**

These reconfigurable Mailflow-to-Go cabinets are a perfect addition to any mail or storage room. Their clever design uses one standard cabinet with any of three internal configurations creating a mail sort station, literature organizer or a standard shelving unit for bulk storage.

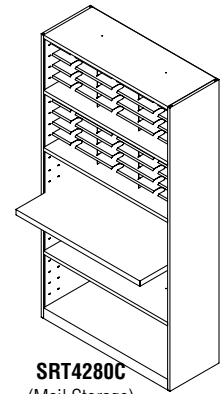
- Cabinet measures 42"W x 80"H x 16"D.
- Weight capacity 50 lbs. per shelf.
- Three unique configurations (Mail, Literature or Bulk Storage).
- Ships in 3 days or less.
- Easy to assemble, no hardware required.
- Available in Pebble Gray only.



SRT4280A
(Bulk Storage)



SRT4280B
(Literature/Form Storage)



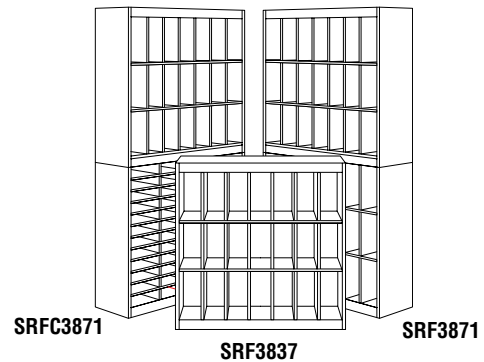
SRT4280C
(Mail Storage)
(Note: Reference Shelf 25"D)

Model No.	Configuration	Doors	No. of Shelves/Pockets	Pocket Dimensions	Wt.	List Price
SRT4280A	Bulk Storage	N	5 adjustable shelves		154#	\$1462
SRT4280B	Literature/Forms	N	72 pockets	10 1/8"W x 12 3/4"D x 2 3/4"H	234#	\$2311
SRT4280C	Mail	N	30 pockets	13 1/8"W x 12 3/4"D x 2 1/8"H	202#	\$2092
SRTD4280A	Bulk Storage	Y	5 adjustable shelves		204#	\$2070
SRTD4280B	Literature/Forms	Y	72 pockets	10 1/8"W x 12 3/4"D x 2 3/4"H	284#	\$2800

VertiPocket Sorters (Not on GSA)

- All models measure 37 3/4"W x 12 3/4"D.
- Vertical pockets measure 4 7/8"W x 10 1/4"H x 12 1/2"D.
- Horizontal pockets in Combination Sorter measure 8 3/4"W x 2 1/4"H x 12 1/2"D.
- Steel frame with corrugated dividers and recycled paperboard back.
- Weight capacity of 5 lbs. per opening.
- Ready to assemble.

Standard Finishes: Pebble Gray only.



Model No.	Description	Height	No. of Pockets	Wt.	List Price
SRF3837	VertiPocket	37"	21 vertical	40#	\$409
SRF3871	VertiPocket	71"	42 vertical	80#	\$723
SRFC3871	Combination	71"	48 horizontal, 21 vertical	88#	\$804

This page intentionally left blank

TECHNOLOGY FURNITURE



Techworks® Technology Furniture
Techworks® Storage Center
Maytrix® Lan Racking System
e*Lan™ Computer Racking System
Height-Adjustable Media and Design Center
S/E Cabinet

WORKSPACES

DESKS &
STORAGE

TABLES

SEATING

HIGH DENSITY
STORAGE

MAIL ROOM
FURNITURE

**TECHNOLOGY
FURNITURE**

DRAFTING
FURNITURE

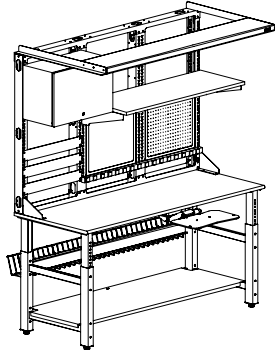
ACCESSORIES

PRODUCT
INDEX

TechWorks® is moving out of the back room and into the busy tech-intensive work environment! Techworks technology furniture includes benches, organizer frames and accessories that can be configured in any number of ways to meet different tasks and keep pace with evolving technologies. From a single diagnostic station to team-oriented engineering spaces, TechWorks delivers exceptional durability and flexibility for reconfiguration or future growth.

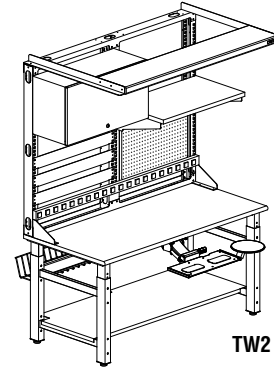
TECHWORKS TYPICALS

Note: All Typical bench tops and organizer frame shelves are priced with High Pressure Laminate (HPL) and Bullnose 3mm edge (black only) options. Changing options on typicals will require a change to list price.



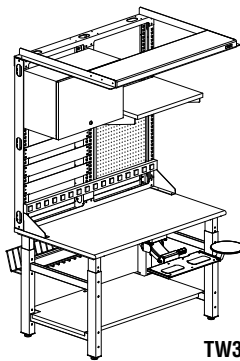
TW1

QTY.	DESCRIPTION	MODEL NO.	LIST PRICE EACH
1	72"W x 30"D Table with Lam.	728H	\$1676
1	72"W x 48"H Upper Frame	713	\$936
1	48"W x 18"D Lam. Fixed Shelf	717H	\$660
1	Retractable Keyboard/Mouse Platform	19503ATW	\$599
1	Full Base Shelf 72"W x 23"D	723	\$403
3	24"W x 3"H Part Bin Panels	758	\$88
1	24"W Lockable Storage Bin	763	\$822
1	48"W 15amp Power Strip	767	\$351
1	72"W Task Light (48"H Frames)	793	\$876
1	24"W x 24"H Pegboard	752	\$247
1	72"W Wire Cable Basket	779	\$456
1	24"W x 24"H Whiteboard	744	\$247
TW1			\$7537



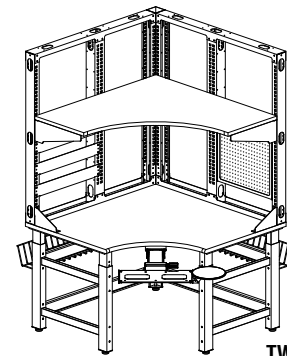
TW2

QTY.	DESCRIPTION	MODEL NO.	LIST PRICE EACH
1	60"W x 30"D Table with Lam.	727H	\$1564
1	60" x 48"H Upper Frame	710	\$853
1	30"W x 18"D Lam. Fixed Shelf	798H	\$618
1	Retractable Keyboard/Mouse Platform	19503ATW	\$599
1	Full Base Shelf 60"W x 23"D	722	\$343
3	30"W x 3"H Part Bin Panels	759	\$100
1	30"W Lockable Storage Bin	764	\$1029
1	60"W 15 amp Power Strip	768	\$424
1	60"W Task Light	792	\$852
1	30"W x 24"H Pegboard	755	\$266
1	60"W Wire Cable Basket	778	\$373
TW2			\$7221



TW3

QTY.	DESCRIPTION	MODEL NO.	LIST PRICE EACH
1	48"W x 30"D Table with Lam	700H	\$1516
1	48"W x 48"H Upper Frame	707	\$799
1	24"W x 18"D Lam. Fixed Shelf	797H	\$598
1	Retractable Keyboard/Mouse Platform	19503ATW	\$599
1	Full Base Shelf 48"W x 23"D	721	\$317
3	24"W x 3"H Part Bin Panels	758	\$88
1	24"W Lockable Storage Bin	763	\$822
1	48"W 15 amp Power Strip	767	\$351
1	48"W Task Light	791	\$781
1	24"W x 24"H Pegboard	752	\$247
1	48"W Wire Cable Basket	777	\$310
TW3			\$6604

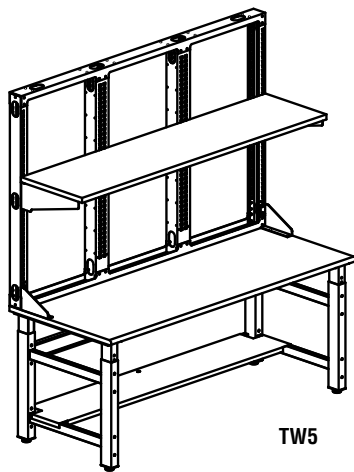


TW4

QTY.	DESCRIPTION	MODEL NO.	LIST PRICE EACH
1	48"W x 30"D Corner Table with Lam.	729H	\$1930
1	48" x 48"H Upper Corner Frame	716	\$1341
1	24"W x 18"D Lam. Corner Shelf	720H	\$1099
1	Retractable Keyboard/Mouse Platform	19503ATW	\$599
3	24"W x 3"H Part Bin Panels	758	\$88
1	24"W x 24"H Pegboard	752	\$247
2	48"W Wire Cable Basket	777	\$310
TW4			\$6100

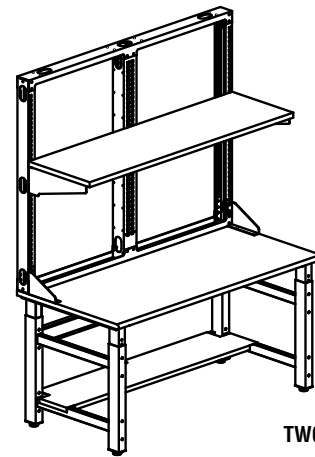
TECHWORKS TYPICALS

Note: All Typical bench tops and organizer frame shelves are priced with High Pressure Laminate (HPL) and Bullnose 3mm edge (black only) options. Changing options on typical will require a change to list price.



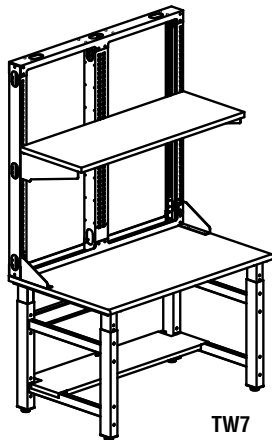
TW5

QTY.	DESCRIPTION	MODEL NO.	LIST PRICE	
			QTY.	EACH
1	72"W x 30"D Table with Lam.	728H	1	\$1676
1	72"W x 48"H Upper Frame	713	1	\$936
1	72"W x 18"D Lam. Fixed Shelf	719H	1	\$808
1	Partial Base Shelf 72"W x 12"D	740	1	\$287
TW5			\$3707	



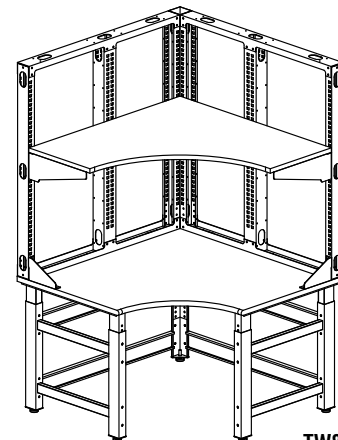
TW6

QTY.	DESCRIPTION	MODEL NO.	LIST PRICE	
			QTY.	EACH
1	60"W x 30"D Table with Lam.	727H	1	\$1564
1	60" x 48"H Upper Frame	710	1	\$853
1	60"W x 18"D Lam. Fixed Shelf	718H	1	\$734
1	Partial Base Shelf 60"W x 12"D	739	1	\$254
TW6			\$3405	



TW7

QTY.	DESCRIPTION	MODEL NO.	LIST PRICE	
			QTY.	EACH
1	48"W x 30"D Table with Lam.	700H	1	\$1516
1	48" x 48"H Upper Frame	707	1	\$799
1	48"W x 18"D Lam. Fixed Shelf	717H	1	\$660
1	Partial Base Shelf 48"W x 12"D	738	1	\$207
TW7			\$3182	

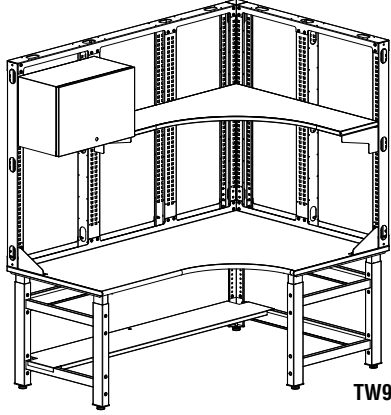


TW8

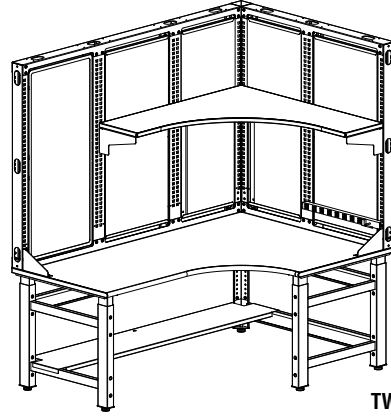
QTY.	DESCRIPTION	MODEL NO.	LIST PRICE	
			QTY.	EACH
1	48"W x 30"D Corner Table with Lam.	729H	1	\$1930
1	48" x 48"H Upper Corner Frame	716	1	\$1341
1	48"W x 18"D Lam. Corner Shelf	720H	1	\$1099
TW8			\$4370	

TECHWORKS TYPICALS

Note: All Typical bench tops and organizer frame shelves are priced with High Pressure Laminate (HPL) and Bullnose 3mm edge (black only) options. Changing options on typicals will require a change to list price.



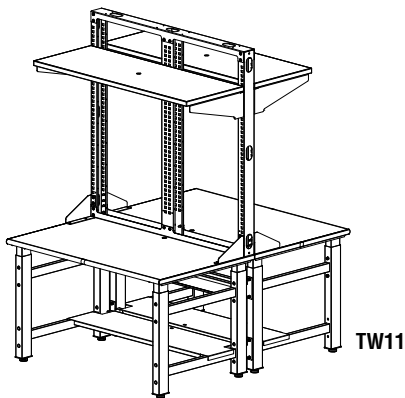
TW9



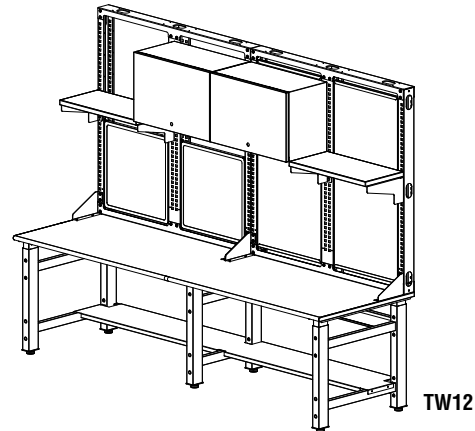
TW10

QTY.	DESCRIPTION	MODEL NO.	LIST PRICE	
				EACH
1	72"W x 48"W x 30"D L.H. Corner Table with Lam.	729H05		\$2336
1	72"W x 48"W x 48"H Corner Upper Frame	71503		\$1443
1	48"W x 48"W x 12"D Lam. Corner Shelf	72012H		\$824
1	72"W x 12"D Partial Base Shelf	740C		\$297
1	24"W x 12"D 16" H Lockable Storage Bin	763		\$822
TW9			\$5656	

QTY.	DESCRIPTION	MODEL NO.	LIST PRICE	
				EACH
1	72"W x 48"W x 30"D Corner Table with Lam.	729H05		\$2336
1	72"W x 48"W x 48"H Corner Upper Frame	71503		\$1443
1	48"W x 48"W x 12"D Lam. Corner Shelf	72012H		\$824
1	72"W x 12"D Partial Base Shelf	740C		\$297
1	24"W x 48"H whiteboard	746		\$352
2	24"W x 48"H Fabric screen	746F		\$421
2	20"W x 48"H Fabric screen	746FC		\$410
1	24"W 15amp power strip, 8 outlets, 15' cord	765		\$310
TW10			\$7149	



TW11



TW12

QTY.	DESCRIPTION	MODEL NO.	LIST PRICE	
				EACH
2	48"W x 30"D Table with Lam.	700H		\$1516
1	48"W x 48"H Upper Frame	707		\$799
2	48"W x 18"D Lam. Fixed Shelf	717H		\$660
2	Partial Base Shelf 48"W X12"D	738		\$207
1	Back-to-Back Shared Upper Frame Hardware Kit	733		\$122
TW11			\$5687	

QTY.	DESCRIPTION	MODEL NO.	LIST PRICE	
				EACH
1	96"W x 30"D Adjustable Table with Lam.	79630H		\$2714
2	48"W x 48"H Upper Frame	707		\$799
2	24"W x 48"H Fabric Screen	746F		\$421
2	24"W x 48"H Whiteboard	744		\$247
2	24"W x 12"D 16" H Lockable Storage Bin	763		\$822
2	24"W x 12"D Lam. Fixed Shelf	79712H		\$448
1	Partial Base Shelf 96"W X12"D	74096		\$336
TW12			\$8366	

TECHWORKS BENCHES

- Available in 24", 30", 36", 48", 60", 72" and 96" widths, and 24", 30" and 36" depths.
- Bullnose T-mold front edge with 3mm PVC on remaining sides. Black only.
- Benches are height adjustable from 26" to 38" (29" to 41" with caster kit).
- Table base accommodates a full or partial base shelf.
- Standard 3" cable management grommets on work surfaces for ease of routing cables.
- Table base accommodates a full or partial base shelf.
- 45 lb. density particle board with TFL (Thermally-Fused Laminate 1" thick), HPL (High Pressure Laminate 1-1/8" thick) or ESD (Electro-Static Discharge 1-1/8" thick with grounding terminus), or Butcher Block (1 3/4" thick with bullnose front edge).
- Additional custom sizes available, call customer service for quotation.
- ESD available in Gray laminate with black edge banding only.
- Stainless Steel available in select sizes with a 16-GA, type 304 finish, wrapped and welded corners (no grommets).
- Recommended paint finishes: Textured Black, Graphite, Gray or choose from the Corporate Color program.
- Chemical Resistant Laminates (White only with post formed edge), Stainless Steel, and Phenolic Resin (Black only) tops also available, call for quotation.
- Supports 1000 lbs. and has welded support foot and leveler.
- Worksurfaces attach with metal-to-metal fasteners.
- Ships knocked down.

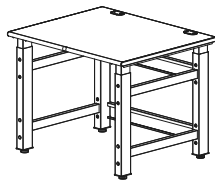
*Let Our Professional Design Staff Help You with TechWorks Space Planning
Call 800-822-8037 or email spaceplanning@mayline.com*



700L01

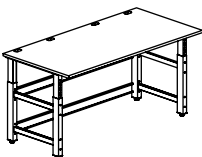
Model No.	Description	Wt.	List Price
24" Wide Benches			
7024L01	24"W 24"D Adjustable Table with low pressure laminate surface	118#	\$1083
7024H01	24"W 24"D Adjustable Table with high pressure laminate surface	118#	\$1102
7024E01	24"W 24"D Adjustable Table with ESD laminate	118#	\$1296
7024B01	24"W 24"D Adjustable Table with 1 3/4" butcher block surface	124#	\$1292
700BN01	24"W 24"D Adjustable Table with 1 3/4" butcher block surface (no grommet, 1/8"r edge)	124#	\$1292
7024S01	24"W 24"D Adjustable Table with Stainless Steel surface (no grommet)	130#	\$2858
700L01	24"W 30"D Adjustable Table with low pressure laminate surface	120#	\$1091
700H01	24"W 30"D Adjustable Table with high pressure laminate surface	120#	\$1206
700E01	24"W 30"D Adjustable Table with ESD laminate	120#	\$1474
700B02	24"W 30"D Adjustable Table with 1 3/4" butcher block surface	130#	\$1485
700BN02	24"W 30"D Adjustable Table with 1 3/4" butcher block surface (no grommet, 1/8"r edge)	130#	\$1485
700S01	24"W 30"D Adjustable Table with Stainless Steel surface (no grommet)	136#	\$2858
701L01	24"W 36"D Adjustable Table with low pressure laminate surface	125#	\$1168
701H02	24"W 36"D Adjustable Table with high pressure laminate surface	125#	\$1256
701E01	24"W 36"D Adjustable Table with ESD laminate	125#	\$1614
701B02	24"W 36"D Adjustable Table with 1 3/4" butcher block surface	136#	\$1523
701BN02	24"W 36"D Adjustable Table with 1 3/4" butcher block surface (no grommet, 1/8"r edge)	136#	\$1523
701S01	24"W 36"D Adjustable Table with Stainless Steel surface (no grommet)	142#	\$2858
30" Wide Benches			
7124L01	30"W 24"D Adjustable Table with low pressure laminate surface	121#	\$1153
7124H01	30"W 24"D Adjustable Table with high pressure laminate surface	121#	\$1172
7124E01	30"W 24"D Adjustable Table with ESD laminate	121#	\$1379
7124B01	30"W 24"D Adjustable Table with 1 3/4" butcher block surface	135#	\$1369
705BN03	30"W 24"D Adjustable Table with 1 3/4" butcher block surface (no grommet, 1/8"r edge)	141#	\$1369
7124S01	30"W 24"D Adjustable Table with Stainless Steel surface (no grommet)	135#	\$1161
705L01	30"W 30"D Adjustable Table with low pressure laminate surface	128#	\$1161
705H01	30"W 30"D Adjustable Table with high pressure laminate surface	128#	\$1282
705E01	30"W 30"D Adjustable Table with ESD laminate	128#	\$1568
705B01	30"W 30"D Adjustable Table with 1 3/4" butcher block surface	139#	\$1574
705BN01	30"W 30"D Adjustable Table with 1 3/4" butcher block surface (no grommet, 1/8"r edge)	139#	\$1543
705S01	30"W 30"D Adjustable Table with Stainless Steel surface (no grommet)	45#	\$2959
705L02	30"W 36"D Adjustable Table with low pressure laminate surface	135#	\$1242
705H02	30"W 36"D Adjustable Table with high pressure laminate surface	135#	\$1336
705E02	30"W 36"D Adjustable Table with ESD laminate	135#	\$1717
705B02	30"W 36"D Adjustable Table with 1 3/4" butcher block surface	143#	\$1614
705BN02	30"W 36"D Adjustable Table with 1 3/4" butcher block surface (no grommet, 1/8"r edge)	143#	\$1582
705S02	30"W 36"D Adjustable Table with Stainless Steel surface (no grommet)	149#	\$2959

TECHWORKS BENCHES (CONTINUED)



700L02

Model No.	Description	Wt.	List Price
36" Wide Benches			
7224L01	36"W 24"D Adjustable Table with low pressure laminate surface	126#	\$1226
7224H01	36"W 24"D Adjustable Table with high pressure laminate surface	26#	\$1246
7224E01	36"W 24"D Adjustable Table with ESD laminate	126#	\$1467
7224B01	36"W 24"D Adjustable Table with 1 3/4" butcher block surface	137#	\$1449
701BN01	36"W 24"D Adjustable Table with 1 3/4" butcher block surface (no grommet, 1/8"r edge)	137#	\$1421
7224S01	36"W 24"D Adjustable Table with Stainless Steel surface (no grommet)	143#	\$3162
700L02	36"W 30"D Adjustable Table with low pressure laminate surface	130#	\$1235
700H02	36"W 30"D Adjustable Table with high pressure laminate surface	130#	\$1404
700E02	36"W 30"D Adjustable Table with ESD laminate	130#	\$1668
700B03	36"W 30"D Adjustable Table with 1 3/4" butcher block surface	140#	\$1668
700BN03	36"W 30"D Adjustable Table with 1 3/4" butcher block surface (no grommet, 1/8"r edge)	40#	\$1635
700S02	36"W 30"D Adjustable Table with Stainless Steel surface (no grommet)	146#	\$3162
701L03	36"W 36"D Adjustable Table with low pressure laminate surface	154#	\$1322
701H03	36"W 36"D Adjustable Table with high pressure laminate surface	142#	\$1422
701E03	36"W 36"D Adjustable Table with ESD laminate	142#	\$1826
701B03	36"W 36"D Adjustable Table with 1 3/4" butcher block surface	154#	\$1711
701BN03	36"W 36"D Adjustable Table with 1 3/4" butcher block surface (no grommet, 1/8"r edge)	154#	\$1677
700S03	36"W 36"D Adjustable Table with Stainless Steel surface (no grommet)	160#	\$3162
48" Wide Benches			
70024	48"W 24"D Adjustable Table with low pressure laminate surface	131#	\$1363
70024H	48"W 24"D Adjustable Table with high pressure laminate surface	131#	\$1385
70024E	48"W 24"D Adjustable Table with ESD laminate	131#	\$1630
70024B	48"W 24"D Adjustable Table with 1 3/4" butcher block surface	145#	\$1599
70024BN	48"W 24"D Adjustable Table with 1 3/4" butcher block surface (no grommet, 1/8"r edge)	151#	\$1568
70024S	48"W 24"D Adjustable Table with Stainless Steel surface (no grommet)"	145#	\$3311
700	48"W 30"D Adjustable Table with low pressure laminate surface	139#	\$1373
700H	48"W 30"D Adjustable Table with high pressure laminate surface	139#	\$1516
700E	48"W 30"D Adjustable Table with ESD laminate	139#	\$1853
700B	48"W 30"D Adjustable Table with 1 3/4" butcher block surface	162#	\$1740
700BN	48"W 30"D Adjustable Table with 1 3/4" butcher block surface (no grommet, 1/8"r edge)	162#	\$1706
700S	48"W 30"D Adjustable Table with Stainless Steel surface (no grommet)	168#	\$3311
701	48"W 36"D Adjustable Table with low pressure laminate surface	150#	\$1469
701H	48"W 36"D Adjustable Table with high pressure laminate surface	150#	\$1580
701E	48"W 36"D Adjustable Table with ESD laminate	150#	\$2029
701B	48"W 36"D Adjustable Table with 1 3/4" butcher block surface	183#	\$1787
701BN	48"W 36"D Adjustable Table with 1 3/4" butcher block surface (no grommet, 1/8"r edge)	183#	\$1752
701S	48"W 36"D Adjustable Table with Stainless Steel surface (no grommet)	189#	\$3311
60" Wide Benches			
72724	60"W 24"D Adjustable Table with low pressure laminate surface	139#	\$1415
72724H	60"W 24"D Adjustable Table with high pressure laminate surface	139#	\$1534
72724E	60"W 24"D Adjustable Table with ESD laminate	139#	\$2131
72724B	60"W 24"D Adjustable Table with 1 3/4" butcher block surface	158#	\$1928
72724BN	60"W 24"D Adjustable Table with 1 3/4" butcher block surface (no grommet, 1/8"r edge)	158#	\$1890
72724S	60"W 24"D Adjustable Table with Stainless Steel surface (no grommet)	164#	\$3489
727	60"W 30"D Adjustable Table with low pressure laminate surface	155#	\$1421
727H	60"W 30"D Adjustable Table with high pressure laminate surface	155#	\$1564
727E	60"W 30"D Adjustable Table with ESD laminate	155#	\$2439
727B	60"W 30"D Adjustable Table with 1 3/4" butcher block surface	187#	\$2243
727BN	60"W 30"D Adjustable Table with 1 3/4" butcher block surface (no grommet, 1/8"r edge)	187#	\$2199
727S	60"W 30"D Adjustable Table with Stainless Steel surface (no grommet)	193#	\$3489
702	60"W 36"D Adjustable Table with low pressure laminate surface	170#	\$1516
702H	60"W 36"D Adjustable Table with high pressure laminate surface	170#	\$1630
702E	60"W 36"D Adjustable Table with ESD laminate	170#	\$2472
702B	60"W 36"D Adjustable Table with 1 3/4" butcher block surface	207#	\$2268
702BN	60"W 36"D Adjustable Table with 1 3/4" butcher block surface (no grommet, 1/8"r edge)	207#	\$2224
702S	60"W 36"D Adjustable Table with Stainless Steel surface (no grommet)	213#	\$3489

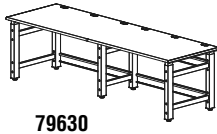


703



Model No.	Description	Wt.	List Price
72" Wide Benches			
72824	72"W 24"D Adjustable Table with low pressure laminate surface	170#	\$1455
72824H	72"W 24"D Adjustable Table with high pressure laminate surface	170#	\$1582
72824E	72"W 24"D Adjustable Table with ESD laminate	170#	\$2440
72824B	72"W 24"D Adjustable Table with 1 3/4" butcher block surface	195#	\$2073
72824BN	72"W 24"D Adjustable Table with 1 3/4" butcher block surface (no grommet, 1/8"r edge)	195#	\$2032
72824S	72"W 24"D Adjustable Table with Stainless Steel surface (no grommet)	201#	\$3648
728	72"W 30"D Adjustable Table with low pressure laminate surface	175#	\$1531
728H	72"W 30"D Adjustable Table with high pressure laminate surface	175#	\$1676
728E	72"W 30"D Adjustable Table with ESD laminate	175#	\$2460
728B	72"W 30"D Adjustable Table with 1 3/4" butcher block surface	215#	\$2292
728BN	72"W 30"D Adjustable Table with 1 3/4" butcher block surface (no grommet, 1/8"r edge)	215#	\$2247
728S	72"W 30"D Adjustable Table with Stainless Steel surface (no grommet)	221#	\$3648
703	72"W 36"D Adjustable Table with low pressure laminate surface	185#	\$1630
703H	72"W 36"D Adjustable Table with high pressure laminate surface	185#	\$1772
703E	72"W 36"D Adjustable Table with ESD laminate	185#	\$2489
703B	72"W 36"D Adjustable Table with 1 3/4" butcher block surface	236#	\$2315
703BN	72"W 36"D Adjustable Table with 1 3/4" butcher block surface (no grommet, 1/8"r edge)	236#	\$2270
703S	72"W 36"D Adjustable Table with Stainless Steel surface (no grommet)	242#	\$3648

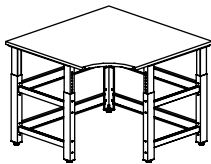
96" Wide Benches			
79624	96"W 24"D Adjustable Table with low pressure laminate surface	198#	\$2370
79624H	96"W 24"D Adjustable Table with high pressure laminate surface	98#	\$2416
79624E	96"W 24"D Adjustable Table with ESD laminate	198#	\$2836
79624B	96"W 24"D Adjustable Table with 1 3/4" butcher block surface	237#	\$2594
79624BN	96"W 24"D Adjustable Table with 1 3/4" butcher block surface (no grommet, 1/8"r edge)	237#	\$2543
79624S	96"W 24"D Adjustable Table with Stainless Steel surface (no grommet)	242#	\$3923
79630	96"W 30"D Adjustable Table with low pressure laminate surface	225#	\$2498
79630H	96"W 30"D Adjustable Table with high pressure laminate surface	225#	\$2714
79630E	96"W 30"D Adjustable Table with ESD laminate	225#	\$3058
79630B	96"W 30"D Adjustable Table with 1 3/4" butcher block surface	270#	\$2799
79630BN	96"W 30"D Adjustable Table with 1 3/4" butcher block surface (no grommet, 1/8"r edge)	270#	\$2744
79630S	96"W 30"D Adjustable Table with Stainless Steel surface (no grommet)	2760#	\$3923
79636	96"W 36"D Adjustable Table with low pressure laminate surface	245#	\$2555
79636H	96"W 36"D Adjustable Table with high pressure laminate surface	45#	\$2966
79636E	96"W 36"D Adjustable Table with ESD laminate	245#	\$3311
79636B	96"W 36"D Adjustable Table with 1 3/4" butcher block surface	300#	\$3058
79636BN	96"W 36"D Adjustable Table with 1 3/4" butcher block surface (no grommet, 1/8"r edge)	300#	\$2998
79636S	96"W 36"D Adjustable Table with Stainless Steel surface (no grommet)	306#	\$3923



79630

Note: 96"W Benches have short depth 3rd leg in center for additional support

24" W Corner Benches			
704LCR	24"W 24"D Corner Adjustable Table with low pressure laminate surface	128#	\$1440
704HCR	24"W 24"D Corner Adjustable Table with high pressure laminate surface	128#	\$1465
704ECR	24"W 24"D Corner Adjustable Table with ESD laminate	128#	\$1724
704BCR	24"W 24"D Corner Adjustable Table with 1 3/4" butcher block surface	134#	\$1722
704BNCR	24"W 24"D Corner Adjustable Table with 1 3/4" butcher block surface (no grommet, 1/8"r edge)	134#	\$1722



704LCR

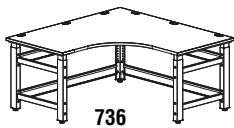
30" W Corner Benches			
705LCR	30"W 30"D Corner Adjustable Table with low pressure laminate surface	138#	\$1554
705HCR	30"W 30"D Corner Adjustable Table with high pressure laminate surface	138#	\$1645
705ECR	30"W 30"D Corner Adjustable Table with ESD laminate	138#	\$1846
705BCR	30"W 30"D Corner Adjustable Table with 1 3/4" butcher block surface	149#	\$1837
705BNCR	30"W 30"D Corner Adjustable Table with 1 3/4" butcher block surface (no grommet, 1/8"r edge)	149#	\$1837

36" W Corner Benches			
701LCR	36"W 36"D Corner Adjustable Table with low pressure laminate surface	152#	\$1621
701HCR	36"W 36"D Corner Adjustable Table with high pressure laminate surface	152#	\$1750
701ECR	36"W 36"D Corner Adjustable Table with ESD laminate	152#	\$1994
701BCR	36"W 36"D Corner Adjustable Table with 1 3/4" butcher block surface	164#	\$1977
701BNCR	36"W 36"D Corner Adjustable Table with 1 3/4" butcher block surface (no grommet, 1/8"r edge)	164#	\$1977

TECHWORKS BENCHES (CONTINUED)

Model No.	Description	Wt.	List Price
48" W Corner Benches			
72924	48"W 24"D Corner Adjustable Table with low pressure laminate surface	170#	\$1670
72924H	48"W 24"D Corner Adjustable Table with high pressure laminate surface	170#	\$1913
72924E	48"W 24"D Corner Adjustable Table with ESD laminate	170#	\$2271
72924B*	48"W 24"D Corner Adjustable Table with 1 3/4" butcher block surface	170#	\$2917
72924BN*	48"W 24"D Corner Adjustable Table with 1 3/4" butcher block surface (no grommet, 1/8"r edge)	210#	\$2917
729	48"W 30"D Adjustable Corner Table with low pressure laminate surface	180#	\$1692
729H	48"W 30"D Adjustable Corner Table with high pressure laminate surface	180#	\$1930
729E	48"W 30"D Adjustable Corner Table with ESD laminate	180#	\$2315
729B*	48"W 30"D Adjustable Corner Table with 1 3/4" butcher block surface	220#	\$3512
729BN*	48"W 30"D Adjustable Corner Table with 1 3/4" butcher block surface (no grommet, 1/8"r edge)	220#	\$3268
704	48"W 36"D Adjustable Corner Table with low pressure laminate surface	185#	\$1787
704H	48"W 36"D Adjustable Corner Table with high pressure laminate surface	185#	\$1930
704E	48"W 36"D Adjustable Corner Table with ESD laminate	185#	\$2460
704B*	48"W 36"D Adjustable Corner Table with 1 3/4" butcher block surface	230#	\$3609
704BN*	48"W 36"D Adjustable Corner Table with 1 3/4" butcher block surface (no grommet, 1/8"r edge)	230#	\$3375

*Two piece top



736

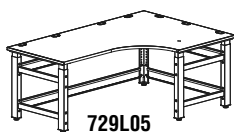
Model No.	Description	Wt.	List Price
60" W Corner Benches			
73624	60"W 24"D Corner Adjustable Table with low pressure laminate surface	182#	\$1888
73624H	60"W 24"D Corner Adjustable Table with high pressure laminate surface	182#	\$2061
73624E	60"W 24"D Corner Adjustable Table with ESD laminate	182#	\$2498
73624B*	60"W 24"D Corner Adjustable Table with 1 3/4" butcher block surface	222#	\$2955
73624BN*	60"W 24"D Corner Adjustable Table with 1 3/4" butcher block surface (no grommet, 1/8"r edge)	222#	\$2955
736	60"W 30"D Adjustable Corner Table with low pressure laminate surface	192#	\$1940
736H	60"W 30"D Adjustable Corner Table with high pressure laminate surface	192#	\$2168
736E	60"W 30"D Adjustable Corner Table with ESD laminate	192#	\$2621
736B*	60"W 30"D Adjustable Corner Table with 1 3/4" butcher block surface	232#	\$3365
736BN*	60"W 30"D Adjustable Corner Table with 1 3/4" butcher block surface (no grommet, 1/8"r edge)	232#	\$3365
736L01	60"W 36"D Adjustable Corner Table with low pressure laminate surface	206#	\$2034
736H01	60"W 36"D Adjustable Corner Table with high pressure laminate surface	206#	\$2253
736E01	60"W 36"D Adjustable Corner Table with ESD laminate	206#	\$2686
736B01*	60"W 36"D Adjustable Corner Table with 1 3/4" butcher block surface	246#	\$3531
736BN01*	60"W 36"D Adjustable Corner Table with 1 3/4" butcher block surface (no grommet, 1/8"r edge)	246#	\$3531

*Two piece top

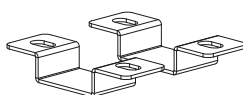
Model No.	Description	Wt.	List Price
72" W Corner Benches			
74324B*	72"W 24"D Corner Adjustable Table with 1 3/4" butcher block surface	237#	\$5707
74324BN*	72"W 24"D Corner Adjustable Table with 1 3/4" butcher block surface (no grommet, 1/8"r edge)	237#	\$5707
743B*	72"W 30"D Adjustable Corner Table with 1 3/4" butcher block surface	247#	\$5789
743BN*	72"W 30"D Adjustable Corner Table with 1 3/4" butcher block surface (no grommet, 1/8"r edge)	247#	\$5789
7436B*	72"W 36"D Adjustable Corner Table with 1 3/4" butcher block surface	270#	\$5936
7436BN*	72"W 36"D Adjustable Corner Table with 1 3/4" butcher block surface (no grommet, 1/8"r edge)	270#	\$5936

*Two piece top

Model No.	Description	Wt.	List Price
L Shaped Benches			
72924L05	72" x 48" x 24"D - L.H. Adjustable "L" Table with low pressure laminate surface	161#	\$2106
72924H05	72" x 48" x 24"D - L.H. Adjustable "L" Table with high pressure laminate surface	161#	\$2231
72924L07	72" x 48" x 24"D - R.H. Adjustable "L" Table with low pressure laminate surface	161#	\$2106
72924H07	72" x 48" x 24"D - R.H. Adjustable "L" Table with high pressure laminate surface	161#	\$2231
72924E07	72" x 48" x 24"D - R.H. Adjustable "L" Table with ESD surface	161#	\$2699
729L05	72" x 48" x 30"D - L.H. Adjustable "L" Table with low pressure laminate surface	167#	\$2208
729H05	72" x 48" x 30"D - L.H. Adjustable "L" Table with high pressure laminate surface	167#	\$2336
729E05	72" x 48" x 30"D - L.H. Adjustable "L" Table with ESD surface	167#	\$2804
729L07	72" x 48" x 30"D - R.H. Adjustable "L" Table with low pressure laminate surface	167#	\$2208
729H07	72" x 48" x 30"D - R.H. Adjustable "L" Table with high pressure laminate surface	167#	\$2336
729E07	72" x 48" x 30"D - R.H. Adjustable "L" Table with ESD surface	167#	\$2804
729L08	72" x 48" x 36"D - L.H. Adjustable "L" Table with low pressure laminate surface	189#	\$2310
729H08	72" x 48" x 36"D - L.H. Adjustable "L" Table with high pressure laminate surface	189#	\$2441
729E08	72" x 48" x 36"D - L.H. Adjustable "L" Table with ESD surface	189#	\$2898
729L09	72" x 48" x 36"D - R.H. Adjustable "L" Table with low pressure laminate surface	189#	\$2310
729H09	72" x 48" x 36"D - R.H. Adjustable "L" Table with high pressure laminate surface	189#	\$2441
729E09	72" x 48" x 36"D - R.H. Adjustable "L" Table with ESD surface	189#	\$2898
790*	Connector kit (side-by-side bench) *Two brackets to secure side-by-side benches	2#	\$61



729L05

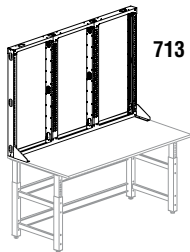


790

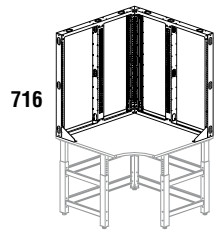
ORGANIZER FRAMES

- Attaches to top of Techworks benches.
- Available in 24", 36" and 48" Heights; 24", 30", 36", 48", 60" and 72" Widths; 30", 36", 48", 60" corner assemblies; and 72"x 48" L assemblies.
- Uprights are slotted in 1" increments for maximum height adjustability of components.
- Organizer frames incorporate both horizontal and vertical integrated cable management options without requiring external cable channels.
- Organizer frames incorporate openings for bench top grommets.
- Order surfaces with grommets when using an organizer frame.
- 14 gauge cold rolled steel construction, frames support a maximum load rating of 400 lbs (Evenly balanced).
- Mechanically fastened to work surfaces.
- Ships knocked down.
- Inner frame section of corner units will not fit all accessories.
- **Recommended paint finishes:** Textured Black, Graphite, Gray or choose from the Corporate Color program.
- Back-to-Back bench applications with shared organizer frame require 733 kit.

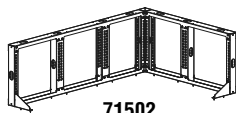
Model No.	Description	Wt.	List Price
70502	24"W x 24"H Upper Frame	20#	\$469
70602	24"W x 36"H Upper Frame	23#	\$489
70702	24"W x 48"H Upper Frame	25#	\$508
70505	30"W x 24"H Upper Frame	22#	\$489
70605	30"W x 36"H Upper Frame	24#	\$520
70705	30"W x 48"H Upper Frame	27#	\$564
70503	36"W x 24"H Upper Frame	24#	\$512
70603	36"W x 36"H Upper Frame	26#	\$566
70703	36"W x 48"H Upper Frame	29#	\$610
705	48"W x 24"H Upper Frame	31#	\$651
706	48"W x 36"H Upper Frame	35#	\$703
707	48"W x 48"H Upper Frame	39#	\$799
708	60"W x 24"H Upper Frame	42#	\$717
709	60"W x 36"H Upper Frame	45#	\$792
710	60"W x 48"H Upper Frame	51#	\$853
711	72"W x 24"H Upper Frame	53#	\$792
712	72"W x 36"H Upper Frame	59#	\$864
713	72"W x 48"H Upper Frame	67#	\$936
70524	24"W x 24"H Upper Corner Frame	55#	\$780
70624	24"W x 36"H Upper Corner Frame	59#	\$821
70724	24"W x 48"H Upper Corner Frame	69#	\$862
*Consists of one 20"W frame section, each side.			
71401*	30"W x 24"H Upper Corner Frame	58#	\$811
71402*	30"W x 36"H Upper Corner Frame	62#	\$852
71403*	30"W x 48"H Upper Corner Frame	73#	\$903
*Consists of one 26"W frame section, each side.			
71601*	36"W x 24"H Upper Corner Frame	60#	\$842
71603*	36"W x 36"H Upper Corner Frame	67#	\$893
71604*	36"W x 48"H Upper Corner Frame	75#	\$944
*Consists of one 32"W frame section, each side.			
714*	48" x 24"H Upper Corner Frame	65#	\$1178
715*	48" x 36"H Upper Corner Frame	72#	\$1224
716*	48" x 48"H Upper Corner Frame	80#	\$1341
*Consists of one 24"W outer frame section and one 20"W inner frame section, each side. Order two frames for 96"W bench.			
760*	60"W x 24"H Upper Corner Frame	68#	\$1229
761*	60"W x 36"H Upper Corner Frame	74#	\$1301
762*	60"W x 48"H Upper Corner Frame	80#	\$1382
*Consists of one 30"W outer frame section and one 26"W inner frame section, each side.			
71101*	72" x 72" x 24"H Upper "L" Frame	62#	\$1352
71202*	72" x 72" x 36"H Upper "L" Frame	68#	\$1423
71303*	72" x 72" x 48"H Upper "L" Frame	74#	\$1520
*Consists of two 24"W outer frame sections and one 20"W inner frame section, each side.			
71502*	72" x 48" x 24"H Upper "L" Frame	64#	\$1275
71501*	72" x 48" x 36"H Upper "L" Frame	70#	\$1346
71503*	72" x 48" x 48"H Upper "L" Frame	76#	\$1443
Consists of two 24"W outer frame sections and one 20"W inner frame section for the 72"W side. 48"W side consists of one 24"W outer frame section and one 20" W inner frame section.			
733	Back-to-Back Shared Upper Frame Hardware Kit	14#	\$122
73303	Back-to-Back organizer frame brace (used with 2 organizer frames)	7#	\$66



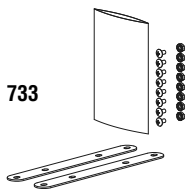
713



716



71502

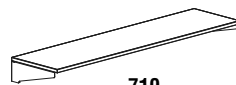


733

SHELVES

- Available in 24", 30", 36", 48", 60" and 72" Widths at an 18" or 12" Depth. Corner Shelves also available.
- Cantilevered shelves are height adjustable on 1" increments and relocate without the use of tools for ease of adaptability.
- Tilt shelves have full-length raised safety edge to pREVENT forward slippage of stored equipment. Shelves are positioned at 0°, 5° or 10° angles.
- Tilt shelves not available in 12" Depth.
- Weight capacity of fixed and tilt shelf is 200 lbs. Corner shelf is 250 lbs.
- ESD shelves ship with grounding terminus.
- Paint and Laminate finish matched to TechWorks Bench/Organizer Frame.

Model No.	Description	Wt. 12"D, 18"D	12"D List Price	18"D List Price
797	24"W Low Pressure Laminate Fixed Shelf	22, 29#	\$395	\$526
797H	24"W High Pressure Laminate Fixed Shelf	22, 29#	\$448	\$598
797E	24"W ESD Fixed Shelf	22, 29#	\$503	\$670
797T	24"W High Pressure Laminate Tilt Shelf			\$628
797TH	24"W Low Pressure Laminate Tilt Shelf			\$701
797TE	24"W ESD Tilt Shelf			\$774
Add 12 after first 3 digits to signify 12"D shelf, ex. 79712H (24"W x 12"D High Pressure Laminate Shelf).				
798	30"W Low Pressure Laminate Fixed Shelf	28, 37#	\$409	\$546
798H	30"W High Pressure Laminate Fixed Shelf	28, 37#	\$464	\$618
798E	30"W ESD Fixed Shelf	28, 37#	\$518	\$691
798T	30"W Low Pressure Laminate Tilt Shelf			\$670
798TH	30"W High Pressure Laminate Tilt Shelf			\$742
798TE	30"W ESD Tilt Shelf			\$818
Add 12 after first 3 digits to signify 12"D shelf, ex. 79812H (30"W x 12"D High Pressure Laminate Shelf).				
71736	36"W Low Pressure Laminate Fixed Shelf	33, 44#	\$416	\$565
71736H	36"W High Pressure Laminate Fixed Shelf	33, 44#	\$470	\$640
71736E	36"W ESD Fixed Shelf	33, 44#"	\$538	\$731
71736T	36"W Low Pressure Laminate Tilt Shelf			\$705
71736TH	36"W High Pressure Laminate Tilt Shelf			\$774
71736TE	36"W ESD Tilt Shelf"			\$871
Add 12 after first 5 digits to signify 12"D shelf, ex. 7173612H (36"W x 12"D High Pressure Laminate Shelf).				
717	48"W Low Pressure Laminate Fixed Shelf	34, 45#	\$441	\$588
717H	48"W High Pressure Laminate Fixed Shelf"	34, 45#	\$495	\$660
717E	48"W ESD Fixed Shelf"	34, 45#	\$576	\$768
717T	48"W Low Pressure Laminate Tilt Shelf			\$734
717TH	48"W High Pressure Laminate Tilt Shelf			\$808
717TE	48"W ESD Tilt Shelf			\$924
Add 12 after first 3 digits to signify 12"D shelf, ex. 71712H (48"W x 12"D High Pressure Laminate Shelf).				
718	60"W Low Pressure Laminate Fixed Shelf	41, 53#	\$495	\$660
718H	60"W High Pressure Laminate Fixed Shelf	41, 55#	\$551	\$734
718E	60"W ESD Fixed Shelf	41, 55#	\$657	\$876
718T	60"W Low Pressure Laminate Tilt Shelf			\$808
718TH	60"W High Pressure Laminate Tilt Shelf			\$876
718TE	60"W ESD Tilt Shelf			\$1000
Add 12 after first 3 digits to signify 12"D shelf, ex. 71812H (60"W x 12"D High Pressure Laminate Shelf).				
719	72"W Low Pressure Laminate Fixed Shelf	47, 63#	\$551	\$734
719H	72"W High Pressure Laminate Fixed Shelf	47, 61#	\$606	\$808
719E	72"W ESD Fixed Shelf	47, 61#	\$694	\$924
719T	72"W High Pressure Laminate Tilt Shelf			\$876
719TH	72"W Low Pressure Laminate Tilt Shelf"			\$952
719TE	72"W ESD Tilt Shelf			\$1117
Add 12 after first 3 digits to signify 12"D shelf, ex. 71912H (72"W x 12"D High Pressure Laminate Shelf).				



719



719T

CORNER SHELVES

Model No.	Description	Wt. 12"D, 18"D	12"D List Price	18"D List Price
72024	24"W Low Pressure Laminate Corner Shelf	32, 42#	\$609	\$812
72024H	24"W High Pressure Laminate Corner Shelf"	32, 42#	\$665	\$886
72024E	24"W ESD Corner Shelf"	32, 42#	\$760	\$1013
Add 12 after first 5 digits to signify 12"D shelf, ex. 7202412H (24"W x 12"D Corner High Pressure Laminate Shelf).				
72030	30"W Low Pressure Laminate Corner Shelf"	40, 53#	\$653	\$870
72030H	30"W High Pressure Laminate Corner Shelf"	40, 53#	\$707	\$942
72030E	30"W ESD Corner Shelf"	40, 53#	\$804	\$1071
Add 12 after first 5 digits to signify 12"D shelf, ex. 7203012H (30"W x 12"D Corner High Pressure Laminate Shelf).				
72036	36"W Low Pressure Laminate Corner Shelf	47, 64#	\$694	\$925
72036H	36"W High Pressure Laminate Corner Shelf	47, 64#	\$748	\$997
72036E	36"W ESD Corner Shelf	47, 64#	\$846	\$1127
Add 12 after first 5 digits to signify 12"D shelf, ex. 7203612H (36"W x 12"D Corner High Pressure Laminate Shelf).				
720*	48"W Low Pressure Laminate Corner Shelf	64, 85#	\$770	\$1026
720H*	48"W High Pressure Laminate Corner Shelf	64, 85#	\$824	\$1099
720E*	48"W ESD Corner Shelf	64, 85#	\$925	\$1233
Add 12 after first 3 digits to signify 12"D shelf, ex. 72012H (48"W x 12"D Corner High Pressure Laminate Shelf).				
*Use 48"W Corner Shelf for 72"x48"W "L" and 72"x72" Corner Upper Frame applications.				
741	60"W Low Pressure Laminate Corner Shelf"	80, 106#	\$840	\$1121
741H	60"W High Pressure Laminate Corner Shelf	80, 106#	\$899	\$1199
741E	60"W ESD Corner Shelf	80, 106#	\$1001	\$1334
Add 12 after first 3 digits to signify 12"D shelf, ex. 74112H (60"W x 12"D High Pressure Laminate Shelf).				



TABLE BASE SHELVES

- Shelves rest and are positional in 2 pre-set locations on the lower or upper cross-bars on table base legs.
- 14 gauge CRS.
- Weight capacity of Full base or Partial base shelf is 400 lbs. each.

Model No.	Description	Wt.	List Price
72423	Full base shelf 24"W x 23"D	15#	\$267
73023	Full base shelf 30"W x 23"D	21#	\$279
73623	Full base shelf 36"W x 23"D	27#	\$292
721	Full base shelf 48"W x 23"D	33#	\$317
722	Full base shelf 60"W x 23"D	39#	\$343
723	Full base shelf 72"W x 23"D	47#	\$403
72196	Full base shelf 96"W x 23"D	66#	\$489
72412	Partial base shelf 24"W x 12"D	10#	\$132
73012	Partial base shelf 30"W x 12"D	11#	\$150
73612	Partial base shelf 36"W x 12"D	13#	\$170
738	Partial base shelf 48"W x 12"D	16#	\$207
739	Partial base shelf 60"W x 12"D	19#	\$254
740	Partial base shelf 72"W x 12"D	22#	\$287
74096	Partial base shelf 96"W x 12"D	32#	\$336

CORNER APPLICATIONS

Model No.	Description	Wt.	List Price
721C	Full Corner base shelf 48"W x 23"D	33#	\$327
722C	Full Corner base shelf 60"W x 23"D	39#	\$353
723C	Full Corner base shelf for 72"W x 23"D	47#	\$413
738C	Partial Corner base shelf 48"W x 12"D	16#	\$217
739C	Partial Corner base shelf 60"W x 12"D	19#	\$264
740C	Partial Corner base shelf 72"W x 12"D	22#	\$297

*Corner base shelves are installed along one side of the corner unit. Only one shelf can be used per upper or lower cross-bar.

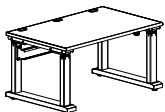
TABLES

- Available in 48", 60", 72" widths; 30" and 36" depths.
- Surfaces available in Rectangular (R) and Peninsula (P) tops. Add (R) or (P) to end of part number.
- 3mm PVC on all sides. Black only.
- Tables are height adjustable from 26" to 38" (29" to 41" with caster kit).
- 45 lb. density particle board with TFL (Thermally-Fused Laminate 1" thick), HPL (High Pressure Laminate 1-1/8" thick), ESD (Electro-Static Discharge 1-1/8" thick "with grounding terminus), or Butcher Block (1-3/4" thick with 1/8" radius edge).
- ESD available in Gray laminate with black edge banding only.
- Has welded support foot and leveler.
- For Mobile tables order caster kit 350221.
- Worksurfaces attach with metal-to-metal fasteners.
- Ships knocked down.
- Chemical Resistant Laminates, Stainless Steel, and Phenolic Resin tops also available, call for quotation.

Model No.	Description	Wt.	List Price
7744	48"W 30"D Adjustable Table with low pressure laminate surface	139#	\$1342
7744H	48"W 30"D Adjustable Table with high pressure laminate surface	139#	\$1485
7744E	48"W 30"D Adjustable Table with ESD laminate	139#	\$1823
7744B	48"W 30"D Adjustable Table with 1 3/4" butcher block surface	162#	\$1711
7745	48"W 36"D Adjustable Table with low pressure laminate surface	150#	\$1438
7745H	48"W 36"D Adjustable Table with high pressure laminate surface	150#	\$1549
7745E	48"W 36"D Adjustable Table with ESD laminate	150#	\$2008
7745B	48"W 36"D Adjustable Table with 1 3/4" butcher block surface	183#	\$1756
7746	60"W 30"D Adjustable Table with low pressure laminate surface	155#	\$1390
7746H	60"W 30"D Adjustable Table with high pressure laminate surface	155#	\$1533
7746E	60"W 30"D Adjustable Table with ESD laminate	155#	\$2408
7746B	60"W 30"D Adjustable Table with 1 3/4" butcher block surface	187#	\$2212
7747	60"W 36"D Adjustable Table with low pressure laminate surface	170#	\$1485
7747H	60"W 36"D Adjustable Table with high pressure laminate surface	170#	\$1599
7747E	60"W 36"D Adjustable Table with ESD laminate	170#	\$2442
7747B	60"W 36"D Adjustable Table with 1 3/4" butcher block surface	207#	\$2238
7748	72"W 30"D Adjustable Table with low pressure laminate surface	175#	\$1500
7748H	72"W 30"D Adjustable Table with high pressure laminate surface	175#	\$1645
7748E	72"W 30"D Adjustable Table with ESD laminate	175#	\$2430
7748B	72"W 30"D Adjustable Table with 1 3/4" butcher block surface	215#	\$2261
7749	72"W 36"D Adjustable Table with low pressure laminate surface	185#	\$1599
7749H	72"W 36"D Adjustable Table with high pressure laminate surface	185#	\$1741
7749E	72"W 36"D Adjustable Table with ESD laminate	185#	\$2458
7749B	72"W 36"D Adjustable Table with 1 3/4" butcher block surface	236#	\$2254

ELECTRIC HEIGHT ADJUSTABLE TABLES

- Available in 48", 60", and 72" widths, and 30" depth.
- Bullnose T-mold front edge with 3mm PVC on remaining sides. Black only.
- Table range is 25" to 50".
- Standard 3" cable management grommets on work surfaces for ease of routing cables.
- 45 lb. density particle board with TFL (Thermally-Fused Laminate 1" thick), HPL (High Pressure Laminate 1-1/8" thick) or with bullnose from edge or Butcher Block (1 3/4" thick with bullnose front edge or 1/8" radius edge no grommets).
- Supports 1000 lbs. and has welded support foot and leveler.
- Recommended paint finishes: Textured Black, Graphite, Gray or choose from the Corporate Color program.
- Caster option - kit number 350221.
- Ships knocked down.
- ANSI/BIFMA X5.5-2014 tested.




727HHA

Model No.	Description	Wt.	List Price
700HHA	48"W x 30"D Height Adjustable Table with high pressure laminate surface with grommets	165#	\$4650
700BHA	48"W x 30"D Height Adjustable Table with butcher block surface with grommets	184#	\$4871
727HHA	60"W x 30"D Height Adjustable Table with high pressure laminate surface with grommets	185#	\$4765
727BHA	60"W x 30"D Height Adjustable Table with butcher block surface with grommets	208#	\$5365
728HHA	72"W x 30"D Height Adjustable Table with high pressure laminate surface with grommets	205#	\$4810
728BHA	72"W x 30"D Height Adjustable Table with butcher block surface with grommets	232#	\$5410

ESD ACCESSORIES

Quad
Grounding
Jack
788

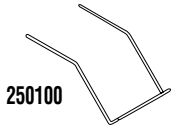


Grounding Bar 789

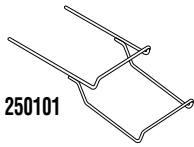
- Must be wired in compliance with local electrical codes.
- Grounding bar provides common grounding point for managing multiple ground wires.
- Wrist strap must be used with Grounding Jack for proper grounding.
- Grounding Jack accommodates 4 standard banana jacks (on the end of wrist straps).

Model No.	Description	Wt.	List Price
787	ESD Wrist strap	2#	\$87
788	ESD Grounding Jack	3#	\$91
789	ESD Grounding Bar	.5#	\$157

KEYBOARD OPTIONS



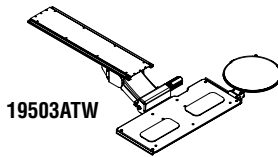
250100



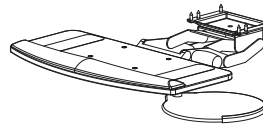
250101

Model No.	Description	Wt.	List Price
19503ATW*	Combination keyboard/mouse platform 19"W x 8 1/4"D, 9"Dia. mouse platform	15#	\$599
195TKLS*	Trackless keyboard/mouse platform 19"W x 9 1/4"D, 9 1/2"Dia. mouse platform	14#	\$515
250100	Wire keyboard holder. Chrome finish.	3#	\$130
250101	Dual wire keyboard holder. Chrome finish.	4#	\$222

* 19503ATW Available in Black Only. 195TKLS Available in Black or White.



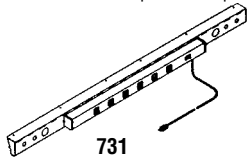
19503ATW



195TKLS

SERVICE BARS

- Attached with wood screws to the underside of worksurfaces or shelves.
- Most include power strip.
- Includes openings for cable pass through (not available on 737), air, gas, and vacuum fixtures.

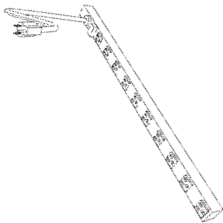


731

Model No.	Description	Wt.	List Price
730	Service Bar 48" 15amp power strip, 8 outlets, 15' cord	8#	\$514
731	Service Bar 60" 15amp power strip, 12 outlets, 15' cord	12#	\$573
732	Service Bar 72" 15amp power strip, 16 outlets, 15' cord	14#	\$659
737	Service Bar no power strip, 19"W	3#	\$94

POWER STRIPS

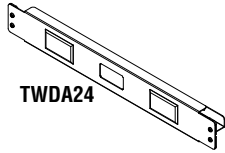
- 765, 767, 768, 769 mount horizontally outside organizer frame, under worksurface, or to bench spreader. All other power strips mount to organizer frame slots.
- All mounting hardware included.
- Lighted power switch with snap in guard.
- All power strips will not fit into the inner corner sections of organizer frames in corner or "L" shaped organizer frames.



Model No.	Description	Wt.	List Price
765	24"W 15amp power strip, 8 outlets, 15' cord	3#	\$310
767	48"W 15amp power strip, 16 outlets, 15' cord	4#	\$351
768	60"W 15amp power strip, 20 outlets, 15' cord	5#	\$424
769	72"W 15amp power strip, 24 outlets, 15' cord	6#	\$442
Input: NEMA 5-15P, Output: NEMA 5-15R, Requires NEMA 5-15R Wall receptacle.			
76509	24"W 15amp power strip, 6 front/6 rear outlets, 15' cord	4#	\$295
76510	30"W 15amp power strip, 6 front/6 rear outlets, 15' cord	4#	\$295
76511	36"W 15amp power strip, 6 front/6 rear outlets, 15' cord	5#	\$295
Input: NEMA 5-15P, Output: NEMA 5-15R, Requires NEMA 5-15R Wall receptacle.			
76501	24"W 20amp power strip, 6 front/6 rear outlets, 15' cord	4#	\$411
76502	30"W 20amp power strip, 6 front/6 rear outlets, 15' cord	4#	\$411
76507	36"W 20amp power strip, 6 front/6 rear outlets, 15' cord	5#	\$395
Input: NEMA 5-20P, Output: NEMA 5-20R, Requires NEMA 5-20R Wall receptacle.			
76503	24"W 20amp power strip, 6 front/6 rear outlets, 15' cord	6#	\$399
76504	30"W 20amp power strip, 6 front/6 rear outlets, 15' cord	6#	\$399
76508	36"W 20amp power strip, 6 front/6 rear outlets, 15' cord	6#	\$385
Input: NEMA L5-20P, Output: NEMA 5-20R, Requires NEMA L5-20R Wall receptacle, twist lock.			

TELECOM CHANNEL

- Accepts up to 3 Data Plate Kits (see TransAction™ individual telecom plate section page 87).
- Two blank Telecom Plates included to cover unused openings.
- Attaches to organizer frame.



Model No.	Description	Wt.	List Price
TWDA24	24"W x 3"H Telecom Channel	4#	\$160
TWDA30	30"W x 3"H Telecom Channel	4#	\$170
TWDA36	36"W x 3"H Telecom Channel	5#	\$181

PART BIN PANELS

- 24", 30", 36", 48", 60" and 72"W organizer frames accept multiple bin strips.
- Accepts optional part bins from multiple vendors.
- Hook-on components cannot be placed in front of bin strips.

Model No.	Description	Wt.	List Price
758	24"x 3"H Part Bin Panel	3#	\$88
759	30"x 3"H Part Bin Panel	4#	\$100
75901	36"x 3"H Part Bin Panel	5#	\$111

FREE STANDING STORAGE

- Box/File Pedestal in a two drawer configuration.
- Locks standard with core removable locks.
- Full extension precision ball-bearing slides.
- Optional faux black leather cushion available transform pedestal into a seat (adds 2" to height).
- Mobile ped in Black or Silver.
- Full width drawer pull.
- Fixed, mobile or work surface suspended models.
- File drawers accommodate letter-size files.

Model No.	Description	Wt.	List Price
PH20SM	Box/File Mobile ped, 15"W x 20"D x 21 3/4"H	60#	\$393
PH20SF	Box/File Fixed ped, 15"W x 20"D x 21 3/4"H	60#	\$393
PH20SW*	Box/File Suspended ped, 15"W x 20"D x 21 3/4"H	55#	\$479
CSH20	Black faux leather cushion	6#	\$203

*For mounting under Techworks bench surface

OVERHEAD STORAGE

- Door swings up and over the cabinet to optimize interior space.
- Door lock is standard. keyed is locked randomly, non-removable core.

Model No.	Description	Wt.	List Price
763	24"W x 12"D x 16"H Lockable storage bin	37#	\$822
764	30"W x 12"D x 16"H Lockable storage bin	50#	\$1029
76402	36"W x 12"D x 16"H Lockable storage bin	62#	\$1170

UTILITY DRAWER

- Locking drawer mounts under front of work surface.
- All hardware included.

Model No.	Description	Wt.	List Price
TWDRWR	16"W x 6"H x 12 1/2"D Utility drawer with lock	5#	\$423

PULL OUT WRITING SHELF

- Pulls out from under worksurface on two glides.
- 20"W writing surface.
- Supports a maximum of 60 lbs.
- Can be specified to be same material as worksurface.

Model No.	Description	Wt.	List Price
797H02	20"W x 12 1/4"D Pull out writing shelf	19#	\$231

LIGHTS


- Allow 15" clearance above frame for height adjustable light.
- Overhead lights include an On/Off switch.
- Adjustable overhead light may interfere with the placement of components at the upper most mounting positions.
- Overhead lights include a 9ft. Power cord.
- UL and CSA approved.
- 799 under shelf light not recommended for use under Overhead Storage bins.
- Back-to-Back shared organizer frame applications use adjustable height lights.
- EZDP includes wood screws and double sided tape for mounting. 6ft. Power cord with capacitive touch On/Off switch.

Model No.	Description	Wt.	List Price
72436	36"W x bulb ballast adjustable height overhead light	50#	\$709
724	48"W x bulb ballast adjustable height overhead light	36#	\$781
725	60"W x bulb ballast adjustable height overhead light	41#	\$852
726	72"W x bulb ballast adjustable height overhead light	47#	\$876
79136	36"W x bulb magnetic ballast fixed height overhead light	45#	\$709
791	48"W x bulb magnetic ballast fixed height overhead light	36#	\$781
792	60"W x bulb magnetic ballast fixed height overhead light	41#	\$852
793	72"W x bulb magnetic ballast fixed height overhead light	47#	\$876
799	18"W x 4 1/2"D x 1 1/4"H under shelf task light (fluorescent)	8#	\$184
EZDP	Light, LED 16" Under Cabinet	1#	\$194

CABLE MANAGEMENT


Cable Trough (Mounts between organizer frame uprights)

Model No.	Description	Wt.	List Price
775	24"W Horizontal Cable Management	2#	\$78
776	30"W Horizontal Cable Management	3#	\$84
77636	36"W Horizontal Cable Management	4#	\$91



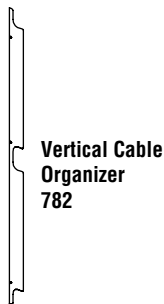
Cable Basket (Mounts to table base)

Model No.	Description	Wt.	List Price
77730	30"W Horizontal Cable Management, Black	3#	\$189
77736	36"W Horizontal Cable Management, Black	3#	\$226
777	48"W Horizontal Cable Management, Black	4#	\$310
778	60"W Horizontal Cable Management, Black	7#	\$373
779	72"W Horizontal Cable Management, Black	8#	\$456



Vertical Cable Organizer (Mounts to interior of frame uprights)

Model No.	Description	Wt.	List Price
780	24"H section of Vertical Cable Management	2#	\$132
781	36"H section of Vertical Cable Management	2.5#	\$175
782	48"H section of Vertical Cable Management	3#	\$237



CASTER KITS

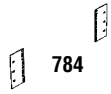
- Casters will add 3" of height to bench.
- Kit includes (2) casters without locking mechanism and (2) locking casters which lock the wheel.
- Tread is hard rubber.
- Load capacity of each caster is 250 lbs.

Model No.	Description	Wt.	List Price
742	Caster Kit (5) for corner units	9#	\$212
350221	Caster Kit (4)	7#	\$171

TECHWORKS®

RACK MOUNT ADAPTERS

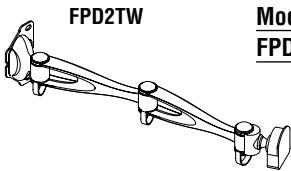
- Provides 19" EIA standard rack mounting between uprights.
- Standard with cage nuts for mounting equipment.



Model No.	Description	Wt.	List Price
783	3 1/2" rack rail adapter set (2U) 24" spacing	2#	\$132
784	7" rack rail adapter set (4U) 24" spacing	3#	\$237
785	3 1/2" rack rail adapter set (2U) 30" spacing for 60"W frames	2#	\$157
786	7" rack rail adapter set (4U) 30" spacing for 60"W frames	3#	\$256

FLAT PANEL MONITOR SUPPORT BRACKET

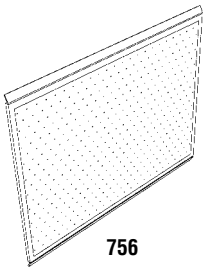
- Compatible with VESA compliant monitors only.
- 25 lb. capacity.



Model No.	Description	Wt.	List Price
FPD2TW	Monitor Support – Two Arms	4#	\$187

PEG BOARDS

- Attaches between frame uprights.
- Creates a finished panel appearance from front.
- Hooks not supplied.
- Use corner applications to fit inner corner frame depending on frame size.
- Allows most hook-on components to be mounted in front of peg board.



Model No.	Description	Wt.	List Price
752	24"W x 24"H peg board	6#	\$247
753	24"W x 36"H peg board	7#	\$291
754	24"W x 48"H peg board	8#	\$338
755	30"W x 24"H peg board	7#	\$266
756	30"W x 36"H peg board	8#	\$311
757	30"W x 48"H peg board	9#	\$347
75724	36"W x 24"H peg board	7#	\$276
75730	36"W x 36"H peg board	8#	\$321
75736	36"W x 48"H peg board	9#	\$357

Corner Applications *For use in the inner corner frame sections of the 72"x48"W "L", 24"W and 48"W Corner Organizer Frames.

752C	20"W x 24"H peg board	5#	\$247
753C	20"W x 36"H peg board	6#	\$291
754C	20"W x 48"H peg board	7#	\$338

*For use in the inner corner frame sections of the 60"W and 30"W Corner Organizer Frames.


7526C*	26"W x 24"H peg board	6#	\$256
7536C*	26"W x 36"H peg board	7#	\$300
7546C*	26"W x 48"H peg board	8#	\$344

*For use in the inner corner frame section of the 36"W Corner Organizer Frame.

7522C*	32"W x 24"H peg board	7#	\$256
7532C*	32"W x 36"H peg board	8#	\$300
7542C*	32"W x 48"H peg board	9#	\$344

WHITEBOARDS

- Attaches between frame uprights.
- Creates a finished panel appearance from front.
- Double sided Whiteboards offer an enhanced appearance when the organizer frame is seen or used from both sides.
- Allows some hook-on components to be mounted in front of whiteboard.
- Add "2S" to the end of the model number to specify double sided whiteboard.
- Only 1 marker tray per whiteboard (cannot be installed inside or on inner section of organizer frame).
- Use corner applications to fit inner corner frame depending on frame size.

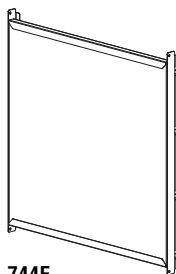


Model No.	Description	Wt.	Single Sided	Double Sided (2S)
			List Price	List Price
744	24"W x 24"H whiteboard	6#	\$247	\$310
745	24"W x 36"H whiteboard	7#	\$291	\$371
746	24"W x 48"H whiteboard	8#	\$352	\$428
747	30"W x 24"H whiteboard	7#	\$266	\$491
748	30"W x 36"H whiteboard	8#	\$311	\$549
749	30"W x 48"H whiteboard	9#	\$364	\$608
74424	36"W x 24"H whiteboard	8#	\$285	\$475
74536	36"W x 36"H whiteboard	9#	\$330	\$532
74648	36"W x 48"H whiteboard	10#	\$384	\$638
750	24"W Marker Tray for whiteboards	1#	\$66	
751	30"W Marker Tray for whiteboards	1#	\$72	
7501	36"W Marker Tray for whiteboards	1#	\$86	
744C*	20"W x 24"H whiteboard	6#	\$242	\$297
745C*	20"W x 36"H whiteboard	7#	\$286	\$341
746C*	20"W x 48"H whiteboard	8#	\$347	\$465
*For use in the inner corner frame sections of the 72"x48"W "L", 24"W and 48"W Corner Organizer Frames.				
7446C*	26"W x 24"H whiteboard	6#	\$250	\$469
7456C*	26"W x 36"H whiteboard	7#	\$294	\$527
7466C*	26"W x 48"H whiteboard	8#	\$356	\$581
*For use in the inner corner frame sections of the 60"W and 30"W Upper Corner Organizer Frames.				
7442C*	32"W x 24"H whiteboard	7#	\$295	\$463
7452C*	32"W x 36"H whiteboard	8#	\$341	\$520
7462C*	32"W x 48"H whiteboard	9#	\$394	\$626

*For use in the inner corner frame section of the 36"W Upper Corner Organizer Frame.

TECHWORKS FABRIC SCREEN

- Attaches between frame uprights to create a private work environment.
- Creates a finished panel appearance from front.
- Use corner applications to fit inner corner frame depending on frame size.
- Fabric panel can also be used as a tack board.
- Allows some hook-on components to be mounted in front of fabric panel.



Model No.	Description	Wt.	List Price
744F	24"W x 24"H Fabric screen	6#	\$307
745F	24"W x 36"H Fabric screen	7#	\$348
746F	24"W x 48"H Fabric screen	8#	\$421
747F	30"W x 24"H Fabric screen	6#	\$320
748F	30"W x 36"H Fabric screen	7#	\$374
749F	30"W x 48"H Fabric screen	8#	\$438
7441F	36"W x 24"H Fabric screen	6#	\$342
7451F	36"W x 36"H Fabric screen	7#	\$398
7461F	36"W x 48"H Fabric screen	8#	\$463

Corner Applications *For use in the inner corner frame sections of the 72"x48"W "L", 24"W and 48"W Corner Organizer Frames.

744FC*	20"W x 24"H Fabric screen	6#	\$298
745FC*	20"W x 36"H Fabric screen	7#	\$341
746FC*	20"W x 48"H Fabric screen	8#	\$410

*For use in the inner corner frame sections of the 60"W and 30"W Upper Corner Organizer Frames.

7446FC*	26"W x 24"H Fabric screen	6#	\$302
7456FC*	26"W x 36"H Fabric screen	7#	\$344
7466FC*	26"W x 48"H Fabric screen	8#	\$415

*For use in the inner corner frame section of the 36"W Upper Corner Organizer Frame.

7442FC*	32"W x 24"H Fabric screen	6#	\$326
7452FC*	32"W x 36"H Fabric screen	7#	\$381
7462FC*	32"W x 48"H Fabric screen	8#	\$446

HOW TO ORDER FABRIC SCREENS FOR TECHWORKS

FABRIC SCREEN OPTIONS

When ordering fabric screens, use the code at right to indicate your fabric option:

Z	4	4	2	F	C	S	T	Y
Model number						Fabric Option		

Corporate Fabric

Fabric Color	Order Code
Spinel	
Tiger Eye	STY
Sand Stone	SSS
Guilden	SGL
Lido	
Balboa	LBB
Heartland	LHL
Bryce Canyon	LBC
Mingle	
Crystal	MCT
Khaki	MHK
Biscuit	MBT
Cross Town	
Buff	CBF
Ray	CRA
Fieldstone	CFS
Anchorage	
Goose	AGS
Bailey	
Khaki	BKH
Hopscotch	
Fieldstone	HFS

- Additional fabrics are available with nominal upcharge and extended production lead time.
- Call 800-822-8037 or email customerservice@mayline.com

Our Professional Design staff can help you configure the perfect TechWorks solution.

Contact Space Planning at 1-800-822-8037
or email: spaceplanning@mayline.com

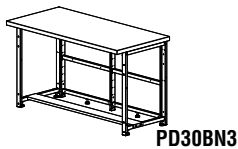
TECHWORKS® STORAGE CENTER



- 100% USA Manufactured.
- Ships ready-to-assemble on 4-position oversized pallet.
- Storage Center consists of: Top worksurface, Center Frame, Side Frames and Spreader.
- Available in: 24"D, 30"D and 36"D x 63"W x 35-3/4"H.
*36" work surface is not interchangeable with 24"D or 30"D base.
- Worksurfaces Available In: 1-1/8" HPL (High Pressure Laminate), 1-1/8" ESD (Electro-Static Discharge), 1-3/4" Butcher Block, 1-1/4" Chemsurf or 1-1/2" Stainless Steel.
*Additional worksurface finishes available - upcharges, minimums and extended lead times may apply. Call 1-800-822-8037 for quotation.
- Worksurface Weight Capacity: 1000 lbs. evenly distributed.
- 2 Edge Options: Standard 3mm edging on all sides or Bullnose T-mold on front edge with standard edging on 3 remaining sides - Black Only for Bullnose option. Edging: Available in corporate edge colors. Refer to Corporate Color Program on page 3.
- Frame Finishes: Carob Brown, Textured Black, White, Textured Silver.
*Additional colors available - upcharges, minimums and extended lead times may apply. Call 1-800-822-8037 for quotation.
- Storage Centers can be joined together with optional ganging hardware to create a unique work environment.

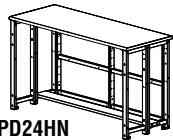
Let our Professional Design staff help you with TechWorks space planning and custom applications. Call 800-822-8037 or email spaceplanning@Mayline.com

Storage Center - Standard Edgeband (on all worksurface sides)

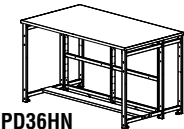


Model No.	Dimension	HPL	ESD	Butcher
		List Price (HN3 Suffix)	List Price (EN3 Suffix)	List Price (BN3 Suffix)
PD24	63"W x 24"D x 36"H	\$2311	\$2431	\$2559
PD30	63"W x 30"D x 36"H	\$2470	\$2654	\$2991
PD36	63"W x 36"D x 36"H	\$2662	\$2870	\$3246

Storage Center - Bullnose Front with Standard Edgeband (Black only)



Model No.	Dimension	HPL	ESD	Butcher
		List Price (HN Suffix)	List Price (EN Suffix)	List Price (BN Suffix)
PD24	63"W x 24"D x 36"H	\$2381	\$2438	\$2728
PD30	63"W x 30"D x 36"H	\$2538	\$2665	\$3110
PD36	63"W x 36"D x 36"H	\$2710	\$2880	\$3353

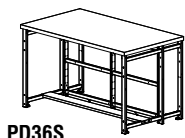


Storage Center - Waterfall Front with Chemsurf Self Edge



Model No.	Dimensions	Chemsurf List Price "C" Suffix
PD24	63"W x 24"D x 36"H	\$3254
PD30	63"W x 30"D x 36"H	\$3456
PD36	63"W x 36"D x 36"H	\$3629

Storage Center - Stainless Steel with Wrap Edge



Model No.	Dimensions	Stainless Steel List Price "S" Suffix
PD24	63"W x 24"D x 36"H	\$3411
PD30	63"W x 30"D x 36"H	\$3683
PD36	63"W x 36"D x 36"H	\$4493

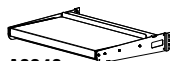
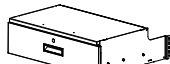






TECHWORKS STORAGE CENTER (CONTINUED)**PANEL KITS**

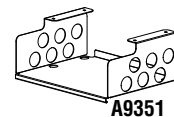
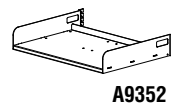
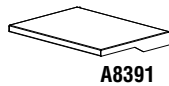
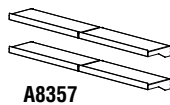
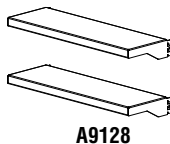
- Options for Modesty or Exterior Sides.
- Water Resistant Resin.
- Available Finishes: Millwork Cherry, Florence Walnut, White, Black Onyx.

Model No.	Description	Wt.	Kit List Price
A9273	(2 each) 35"W x 34 7/10"H x 1/2"D Exterior Side Panels *For use with 36"D worksurface	18#	\$796
A9288	(2 each) 25 1/2"W x 34 7/10"H x 1/2"D Exterior Side Panels *For use with 30"D worksurface	30#	\$775
A9289	(2 each) 24"W x 34 7/10"H x 1/2"D Exterior Side Panels *For use with 24"D worksurface	30#	\$727
A9286	(2 each) 27"W x 29 1/2"H x 1/4"D Modesty Panels, universal	15#	\$512


MODULAR COMPONENTS

- Components are not compatible with Techworks Organizer Frames.
- Can be added to the underside of either the left and/or right front side of the worktable.
- Frame Finishes: Carob, Textured Black, White, Textured Silver.
*Additional colors available - upcharges, minimums and extended lead times may apply. Call 1-800-822-8037 for quotation.
- Purchase optional tumblers to add locking capability to modular drawers.
- Weight Capacity: Drawers & Shelves: 100 lbs. evenly distributed.

	Model No.	Description	Wt.	List Price
	A9349	Pull out Shelf 28 1/2"W x 2 1/2"H x 22 1/2"D	36#	\$445
	A9353	6" box drawer with optional locks available. 28"W x 8"H x 22 1/2"D Overall	50#	\$696
	A9350	12" hanging file drawer with optional lock available. 28 1/2"W x 13 1/2"H x 22 1/2"D overall.	69#	\$772
	A9128	(2 each) 28 1/2"W x 3"H x 9"D Shallow Shelf	34#	\$199
	A8357	(4 each) 28 1/2"W x 3"H x 9"D Shallow Shelf Kit	65#	\$397
	A8391	28 1/2"W x 3"H x 21"D x 22 1/2"D Stationary Shelf with Sides	33#	\$190
	A9352	28 1/2"W x 4 3/4"H x 22 1/2"D Stationary Shelf with Sides	37#	\$190
	A9351	13"W x 5"H x 10"D Undersurface mount cubby	7#	\$102

**REPLACEMENT LOCK & CORES**

- Please read carefully to facilitate proper ordering or call Customer Service at 800-822-8037 for assistance.
- Drawers are shipped with removable knock-outs to add locking capability. To key alike suites of product, order the appropriate quantity of like numbered Lock Assemblies for each worktable.

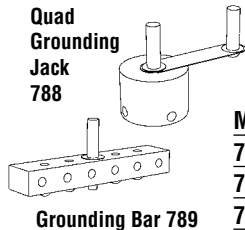


Model No.	Description	Wt.	List Price
Q70800 through Q70899	Lock Assembly	1#	\$21
Q629A	Master Key Core Removal Tool	1#	\$21

*Available in Silver Only.

TECHWORKS STORAGE CENTER (CONTINUED)

ESD ACCESSORIES



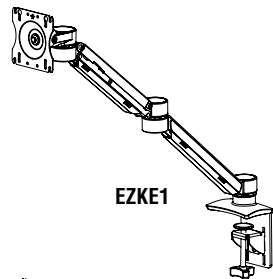
- Must be wired in compliance with local electrical codes.
- Grounding bar provides common grounding point for managing multiple ground wires.
- Wrist strap must be used with Grounding Jack for proper grounding.
- Grounding Jack accommodates 4 standard banana jacks (on the end of wrist straps).

Model No.	Description	Wt.	List Price
787	ESD Wrist Strap	2#	\$87
788	ESD Grounding Jack	3#	\$91
789	ESD Grounding Bar	.5#	\$157



MONITOR ARMS

- Grommet or Tool-less Clamp installation that fits to any work surface up to 3 1/2" thick.
- Counterbalanced spring technology with easy-to-use Allen wrench adjustment.
- Slim profiles when in the folded position – ideal for limited work space applications.
- Arms swivel 360° around base allowing for increased display positions.
- VESA 75mm and 100mm compliant.
- TAA compliant.
- Cable management system keeps cables hidden
- **Available in Silver only.**

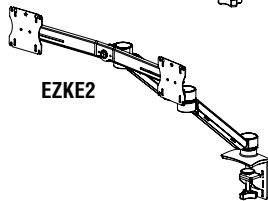


EZKE1

DESK-MOUNTED

- 26" of reach and 13" of usable height adjustment.
- 2-14 lb. maximum load for single screen, 2-10 lb. max. load per screen for dual screen.

Model No.	Description	Wt.	List Price
EZKE1	Single Screen Monitor Arm	8#	\$314
EZKE2	Dual Screen, Single Monitor Arm	8.4#	\$443

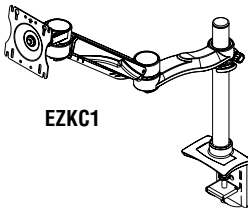


EZKE2

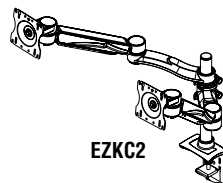
POLE-MOUNTED

- 24" of reach and 18" of usable height adjustment (including pole).
- 4-20 lb. maximum load per each monitor arm.
- Quick connect monitor screen feature.

Model No.	Description	Wt.	List Price
EZKC1	Pole Mount, Single Arm Monitor Mount	8.2#	\$509
EZKC2	Pole Mount, Dual Arm Monitor Mount	12.2#	\$772
EZKCC	Conversion Arm to Dual Arm for EZKC1	4#	\$275



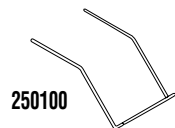
EZKC1



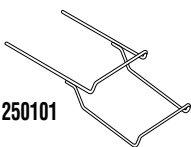
EZKC2

Note: Grommet Mount/field installed by installation team.

KEYBOARD OPTIONS



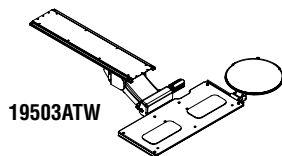
250100



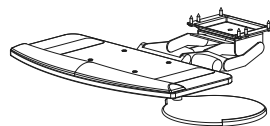
250101

Model No.	Description	Wt.	List Price
19503ATW*	Combination keyboard/mouse platform 19"W x 8 1/4"D, 9"Dia. mouse platform	15#	\$599
195TKLS*	Trackless keyboard/mouse platform 19"W x 9 1/4"D, 9 1/2"Dia. mouse platform	14#	\$515
250100	Wire keyboard holder. Chrome finish.	3#	\$130
250101	Dual wire keyboard holder. Chrome finish.	4#	\$222

* 19503ATW Available in Black Only. 195TKLS Available in Black or White.



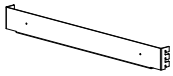
19503ATW



195TKLS

TECHWORKS STORAGE CENTER (CONTINUED)**PART BIN/POWER STRIP PLATE**

- Multi-functional hook-on plate.
- Accepts optional part bins from multiple vendors or mount the 765 power strip for flexible power placement.
- Hook-on modular components cannot be placed in front of bin strips.

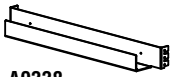
**A9337**

Model No.	Description	Wt.	List Price
A9337	(2) 24"W x 3"H Part Bin Strip	9#	\$73

POWER STRIPS

- Mounts horizontally to optional Part Bin/Power Strip Plate accessory.
- Can be mounted directly to underside of worksurface with supplied hardware.
- Lighted power strip with snap-in guard.
- Built-in 15amp surge protection.

Model No.	Description	Wt.	List Price
765	24"W x 1-1/4"D 15amp power strip, 8 outlet, 15' cord	3#	\$310

CABLE MANAGEMENT**A9338**

Model No.	Description	Wt.	List Price
F861	17"W x 2 1/2"D x 2 1/2"H Vertical or Horizontal wire management	1#	\$35
A9338	(2) 28 1/4"W x 4 1/4"W x 2"H Adjustable hanging wire management	16#	\$166
EZWC6	Circular wire Mgt. Clamps. 1 1/2" base with Adhesive Tape, 65" in dia. Bag of 6. Black only	1#	\$6

FLOOR ATTACHMENT BRACKET

- Used to anchor pod to the floor. (Hardware not included).

Model No.	Description	Wt.	List Price
A9290	(4) Floor Attachment Brackets, Silver	1#	\$71

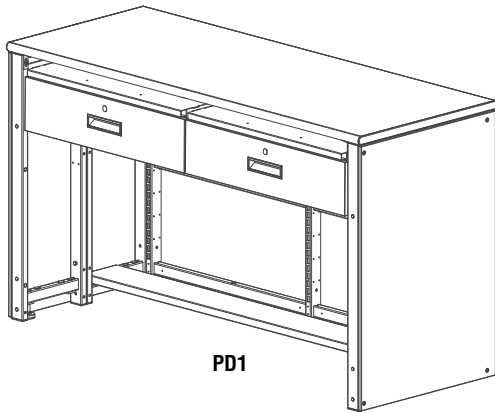
GANGING KIT

- Designed to connect two Storage Centers back edges together.

Model No.	Description	Wt.	List Price
A9159	Ganging Hardware Kit	1#	\$14

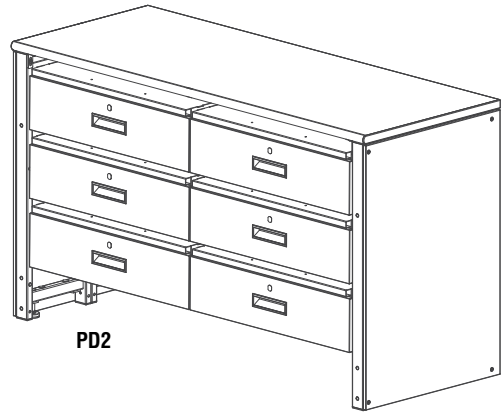
TECHWORKS STORAGE CENTER TYPICALS

The TechWorks Storage Center product line includes multiple versatile work tables, modular components and accessories that can be configured in a multitude of different ways to meet your current and future needs. Use as a single work table, or add componentry to design you own department oriented work environment. Our Storage Center provides exceptional durability in construction, and limitless configurations. In addition our Storage Center offers Smart technology features such as ESD or Phenolic Resin tops, as well as integrated cable and USB management accessories are available.



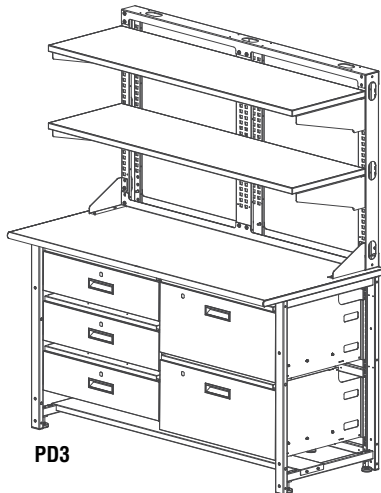
PD1

QTY.	DESCRIPTION	MODEL NO.	LIST PRICE EACH
1	63" X 24" Storage Center HPL Top w/black bullnose front edge	PD24HN	\$2381
2	28 1/2"W x 8"H Locking Single Drawer	A9353	\$696
1	(2) 27"W x 29-1/2"H x 1/4"D Modesty Panel Kit	A9286	\$512
1	(2) 24"W x 34.69"H x 1/2"D Exterior Side Panel Kit	A9289	\$727
PD1			\$5012



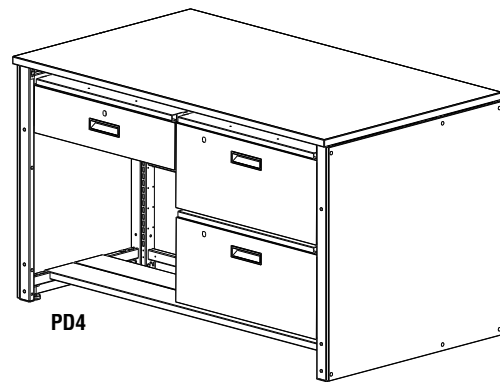
PD2

QTY.	DESCRIPTION	MODEL NO.	LIST PRICE EACH
1	63" X 24" Storage Center HPL Top w/black bullnose front edge	PD24HN	\$2381
6	28"W x 8"H Locking Single Drawer	A9353	\$696
1	(2) 27"W x 29-1/2"H x 1/4"D Modesty Panel Kit	A9286	\$512
1	(2) 24"W x 34.69"H x 1/2"D Exterior Side Panel Kit	A9289	\$727
PD2			\$7796



PD3

QTY.	DESCRIPTION	MODEL NO.	LIST PRICE EACH
1	63"W x 30"D x 36"H HPL Top with black bullnose front edge	PD30HN	\$2538
3	28 1/2"W x 8"H Locking Single Drawer	A9353	\$696
2	28 1/2"W x 13.5"H Locking File Drawer	A9350	\$772
1	48"W x 48"H Upper Frame	707	\$799
2	60"W x 18"D Lam. Fixed Shelf	718H	\$734
PD3			\$8437



PD4

QTY.	DESCRIPTION	MODEL NO.	LIST PRICE EACH
1	63"W x 36"D x 36"H with standard edgeband on all 4 sides	PD36HN3	\$2662
1	(4) 28 1/2"W x 3"H Shallow Shelf Kit	A8357	\$397
2	(2) 24"W x 3"H Part Bin Panels	A9337	\$73
1	63"W x 6"D frame Spreader	A9283	\$180
1	28"W x 8"H Locking Single Drawer	A9353	\$696
2	28.5"W x 13.5"H Locking File Drawer	A9350	\$772
PD4			\$5624

MAYTRIX LAN RACKING SYSTEM

Modular, flexible, yet rugged support system for organizing local area network, communications and monitoring equipment.

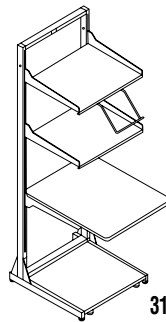
- **Frames:** Heavy-duty 1" x 2" 11-gauge welded steel, slotted on both sides in 1" increments. Frames can be bolted together as needs expand. 800 lb. maximum load per frame. **Note:** Frame heights are for frame only. Must add 3" for foot and 6" for caster and foot. **Note:** Add frame braces #350325 R (RH) and #350325L (LH) for structural rigidity on 72" and 84" height frames.
- **Shelves:** 14-gauge steel with integral attachment brackets. Available either horizontal or with 13° tilt. Floor shelf for CPU requires either glide or caster kit. 300 lb. maximum load per shelf.

- **Work Surface:** 1" Thermally Fused Fog Gray laminate with T-mold edge standard. Also available in 1-1/8" high-pressure laminate or ESD laminate with T-mold edge (does not include grounding wire). Support brackets included. Additional front support leg suggested for loads over 150#. Support leg included with 36"-deep work surfaces.
- **Keyboard supports:** Available in four variations — single wire holder or double wire holder for mounting under steel shelves; retractable platform or keyboard drawer for mounting under work surface.

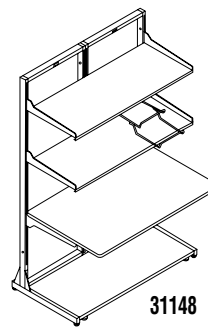
PRECONFIGURED MATRIX LAN STATION: TYPICALS

Mayline offers three preconfigured Maytrix LAN stations to meet a variety of systems needs. **Each ships in a single carton.**

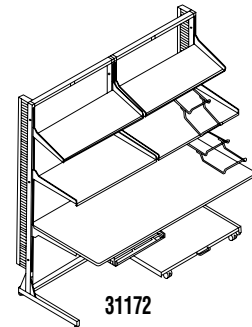
Color: Gray paint finish, with Fog Gray Low-Pressure laminate surfaces only for preconfigured units.



31124



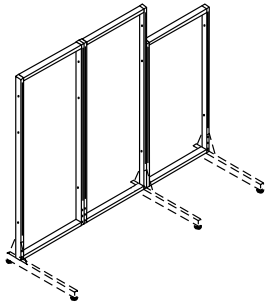
31148



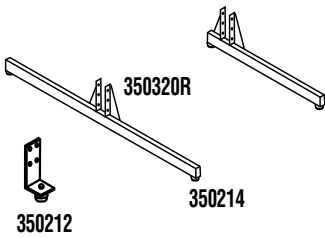
31172

Model No.	Description	Wt.	List Price
31124	24" Basic Maytrix (1) 24" x 72" frame; (2) single-sided legs; (2) 24" x 16" horiz. shelves; (1) single wire keyboard holder; (1) 24" x 30" work surface; (1) 18" x 21" floor shelf; (1) floor shelf glide kit.	119#	\$2399
31148	48" Maytrix Console (2) 24" x 72" frames; (2) single-sided legs; (1) center support foot; (2) 48" x 16" horiz. shelves; (1) double wire keyboard holder; (1) 48" x 30" work surface; (1) 42" x 21" floor shelf; (1) floor shelf glide kit.	211#	\$4067
31172	72" Deluxe Maytrix (2) 36" x 72" frames; (2) single-sided legs; (1) center support foot; (2) 36" x 16" tilt shelves; (2) 36" x 16" horiz. shelves; (2) double wire keyboard holders; (1) 72" x 30" work surface; (1) under surface keyboard drawer; (1) 30" x 21" floor shelf; (1) floor shelf caster kit; (2) 6 ft. slotted cable management channels.	270#	\$6015

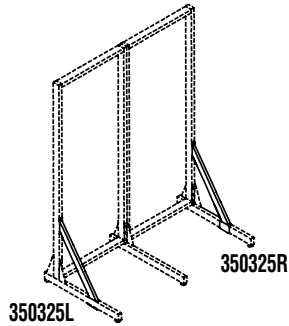
MAYTRIX LAN RACKING SYSTEM



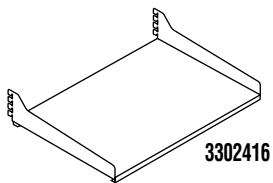
Model No.	Description	Wt.	List Price
Maytrix Steel Frames			
3202460	Frame, 24"W x 60"H	36#	\$581
3202472	Frame, 24"W x 72"H	40#	\$623
3202484	Frame, 24"W x 84"H	44#	\$684
3203060	Frame, 30"W x 60"H	39#	\$597
3203072	Frame, 30"W x 72"H	43#	\$635
3203084	Frame, 30"W x 84"H	48#	\$700
3203660	Frame, 36"W x 60"H	40#	\$618
3203672	Frame, 36"W x 72"H	47#	\$647
3203684	Frame, 36"W x 84"H	48#	\$710



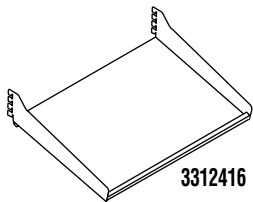
Model No.	Description	Wt.	List Price
Maytrix Leg Options			
350212	Foot, center support	2#	\$89
350213R	Leg, single right (for use with 30"-deep work surfaces)	7#	\$290
350213L	Leg, single left (for use with 30"-deep work surfaces)	7#	\$290
350320R	Leg, single right (for use with 36"D work surfaces)	7#	\$290
350320L	Leg, single left (for use with 36"D work surfaces)	7#	\$290
350214	Leg, double-sided (universal - fits L or R)	11#	\$360
350215	Casters for frame (pair-1 lock, 1 non-lock)	4#	\$147
350325R	Frame brace, right	4#	\$143
350325L	Frame brace, left	4#	\$143



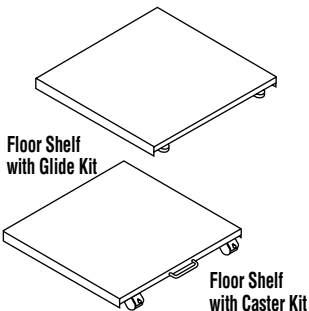
Model No.	Description	Wt.	List Price	Model No.	Description	Wt.	List Price
Maytrix Horizontal Mounting Shelf, steel (includes mounting brackets)							
3302416	24"W x 16"D	16#	\$207	3302420	24"W x 20"D	16#	\$223
3303016	30"W x 16"D	19#	\$250	3303020	30"W x 20"D	16#	\$278
3303616	36"W x 16"D	20#	\$322	3303620	36"W x 20"D	24#	\$339
3304816	48"W x 16"D	27#	\$467	3304820	48"W x 20"D	27#	\$485
3305416	54"W x 16"D	27#	\$494	3305420	54"W x 20"D	27#	\$515
3306016	60"W x 16"D	32#	\$523	3306020	60"W x 20"D	38#	\$551
350318	Replacement center mounting bracket (48", 60" only)						\$100



Maytrix 13° Tilt Shelf, steel (includes mounting brackets)							
3312416	24"W x 16"D	16#	\$311	3312420	24"W x 20"D	19#	\$324
3313016	30"W x 16"D	19#	\$365	3313020	30"W x 20"D	19#	\$380
3313616	36"W x 16"D	21#	\$411	3313620	36"W x 20"D	19#	\$427



Maytrix Floor Shelf, steel			Wt.	List Price
3322421	Floor shelf, 18"W x 21"D, fits 24"W frame		14#	\$350
3323021	Floor shelf, 24"W x 21"D, fits 30"W frame		16#	\$365
3323621	Floor shelf, 30"W x 21"D, fits 36"W frame		19#	\$372
3324821	Floor shelf, 42"W x 21"D, fits 48"W frame		26#	\$399
3326021	Floor shelf, 54"W x 21"D, fits 60"W frame		30#	\$429
350218	Floor shelf caster kit (2 lock, 2 non-lock) + handle		2#	\$48
350216	Floor shelf glide kit (set of 4)		1#	\$55

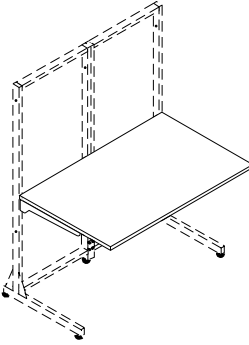


WORKSPACES
DESKS & STORAGE
TABLES
SEATING
HIGH DENSITY STORAGE
MAIL ROOM FURNITURE
TECHNOLOGY FURNITURE
DRAFTING FURNITURE
ACCESSORIES
PRODUCT INDEX

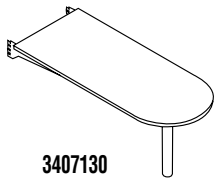
MAYTRIX LAN RACKING SYSTEM**Maytrix Desk Work Surface** (includes mounting brackets) (36"D surfaces include adjustable front support legs)

TFL Model No.	Description	Wt.	TFL Laminate List Price	HPL Laminate List Price	ESD Laminate List Price
				"L" Suffix	"LE" Suffix
3402430	Work surface, 24"W x 30"D	24#	\$497	\$647	\$918
3403030	Work surface, 30"W x 30"D	30#	\$563	\$736	\$1013
3403630	Work surface, 36"W x 30"D	34#	\$623	\$808	\$1093
3404830	Work surface, 48"W x 30"D	45#	\$745	\$984	\$1285
3405430	Work surface, 54"W x 30"D	45#	\$852	\$1112	\$1464
3406030	Work surface, 60"W x 30"D	56#	\$971	\$1234	\$1562
3407230	Work surface, 72"W x 30"D	78#	\$1059	\$1341	\$1683
3409030	Work surface, 90"W x 30"D	96#	\$1341	\$1725	\$2103
3402436	Work surface, 24"W x 36"D	29#	\$671	\$764	\$1003
3403036	Work surface, 30"W x 36"D	33#	\$717	\$980	\$1093
3403636	Work surface, 36"W x 36"D	42#	\$797	\$952	\$1256
3404836	Work surface, 48"W x 36"D	64#	\$893	\$1156	\$1530
3405436	Work surface, 54"W x 36"D	66#	\$1114	\$1305	\$1720
3406036	Work surface, 60"W x 36"D	67#	\$1116	\$1450	\$1914
3407236	Work surface, 72"W x 36"D	75#	\$1262	\$1582	\$1914
3409036	Work surface, 90"W x 36"D	90#	\$1561	\$2027	\$2680

Note: TFL = Low Pressure Laminate as standard.

**MATRIX PENINSULA**

- Includes mounting brackets.



3407130

TFL Model NO.	Description	Wt.	TFL Laminate List Price	HPL Laminate List Price	ESD Laminate List Price
				"L" Suffix	"LE" Suffix
Maytrix Peninsula (includes mounting brackets - hooks onto Maytrix™ frame)					
3407130	71"L x 30"W with T-mold edge	83#	\$1066	\$1361	\$1545

Note: Post-formed edge not available on peninsula surface. Surface height must be set nominally at 29".

Matrix 90° Corner Work Surfaces

Model No.	Description	Wt.	List Price
Maytrix Corner Components - Shelves			
3332416	90° Steel corner shelf, 24"W x 16"D (requires two 24" frames)	20#	\$327
3332420	90° Steel corner shelf, 24"W x 20"D (requires two 24" frames)	22#	\$335
3333016	90° Steel corner shelf, 30"W x 16"D (requires two 30" frames)	22#	\$339
3333616	90° Steel corner shelf, 36"W x 16"D (requires two 36" frames)	25#	\$353
3333020	90° Steel corner shelf, 30"W x 20"D (requires two 30" frames)	25#	\$353
3333620	90° Steel corner shelf, 36"W x 20"D (requires two 36" frames)	28#	\$364

MAYTRIX LAN RACKING SYSTEM

Matrix 90° Corner Work Surfaces

TFL Model No.	Description	TFL Laminate List Price	HPL Laminate List Price	ESD Laminate List Price
			"L" Suffix	"LE" Suffix
3403030	30"W x 30"D (requires two 30" frames; 350213L/350213R legs recommended)	\$563	\$736	\$1013
3403636	36"W x 36"D (requires two 36" frames; 350213L/350213R legs recommended)	\$797	\$952	\$1256
3434830	48"W x 30"D (requires four 24" frames)	\$1087	\$1321	\$1545
3434836	48"W x 36"D (requires four 24" frames)	\$497	\$1444	\$1641

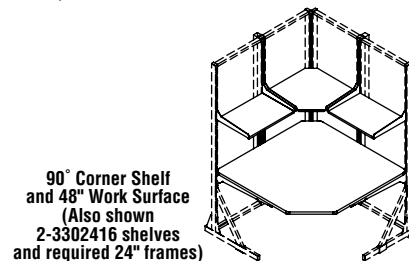
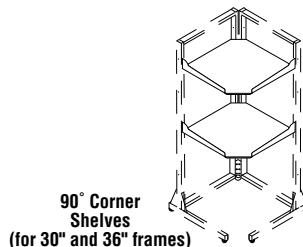
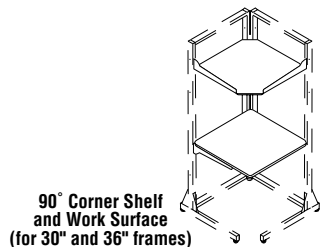
Model No.	Description	List Price	
350217	Corner connector kit (foot and hardware required for 90° corner configuration)	\$146	\$146

HOW TO SPECIFY

Start with base model number for work surfaces or peninsula and **SELECT ONE CODE FROM EACH OF THE OPTIONS** to complete your final model number for ordering:

Select MODEL NUMBER (ie., 3403030)	Option 1 Thermally Fused Laminate No suffix	Option 2 High Pressure Laminate L = HPL Laminate	Option 3 ESD Laminate LE = ESD Laminate
---------------------------------------	---	--	---

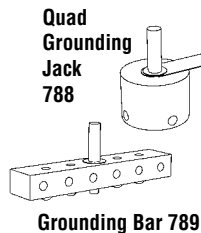
The final Model number for a surface with the base model number of 3403030 with the highlighted ESD Laminate option would be 3403030LE.



STORAGE BINS

TFL Model No.	Description	Internal Dimensions	Wt.	TFL Laminate List Price	HPL Laminate List Price
				"L" Suffix	"L" Suffix
3352414	24"W Storage BIN	13"H x 21 3/4"W x 13 1/4"D	40#	\$1010	\$1068
3353014	30"W Storage BIN	13"H x 27 3/4"W x 13 1/4"D	45#	\$1026	\$1086
3353614	36"W Storage BIN	13"H x 33 3/4"W x 13 1/4"D	51#	\$1057	\$1131

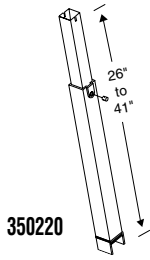
ESD ACCESSORIES (FOR MAYTRIX OR TECHWORKS)



- Must be wired in compliance with local electrical codes
- Grounding bar provides common grounding point for managing multiple ground wires
- Wrist strap must be used with Grounding Jack for proper grounding
- Grounding Jack accommodates 4 standard banana jacks (on the end of wrist straps)

Model No.	Description	Wt.	List Price
787	ESD Wrist strap	2#	\$87
788	ESD Grounding Jack	3#	\$91
789	ESD Grounding Bar	.5#	\$157

MAYTRIX LAN RACKING SYSTEM



Model No.	Description	Wt.	List Price
350220	Adjustable front support leg - all work surfaces	4#	\$187
350321R	Replacement top bracket (right) - 30"D and 36"D work surfaces	4#	\$100
350321L	Replacement top bracket (left) - 30"D and 36"D work surfaces	4#	\$100
350327R	Replacement top bracket (right) - all 24"D work surfaces	4#	\$102
350327L	Replacement top bracket (left) - all 24"D work surfaces	4#	\$102

Note: Adjustable front support leg recommended for all corner and 36" deep work surfaces.

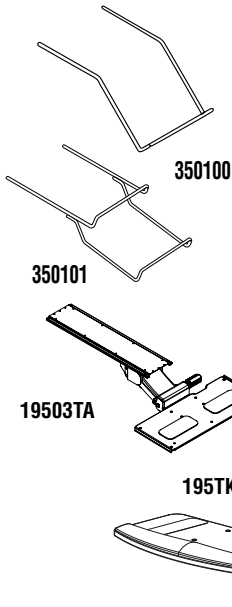
Maytrix Power Accessories

Model No.	Description	Wt.	List Price
350181	72"L, 24 outlet power strip, 15 amp, 15' cord	4.5#	\$361
350173	Power strip, 4 ft. (10 outlets) with surge suppressor, 15 amp - 450 joules	5#	\$421
A7737	Hardware bags for mounting		\$12

Maytrix Keyboard Accessories

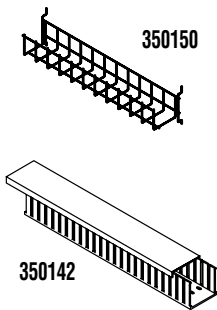
Model No.	Description	Wt.	List Price
350100	Wire keyboard holder, single unit. Fits 16"D shelf. Chrome.	3#	\$142
350118	Wire keyboard holder, single unit. Fits 20"D shelf. Chrome.	3#	\$135
350101	Wire keyboard holder, dual unit. Fits 16"D shelf. Chrome.	4#	\$255
350119	Wire keyboard holder, dual unit. Fits 20"D shelf. Chrome.	4#	\$235
19503TA*	Combination keyboard/mouse platform 19"W x 8 1/4"D, 9"Dia. mouse platform	15#	\$599
195TKLS*	Trackless keyboard/mouse platform 19"W x 9 1/4"D, 9 1/4"Dia. mouse platform	14#	\$515

19503TA Available in Black Only. 195TKLS Available in Black or White.



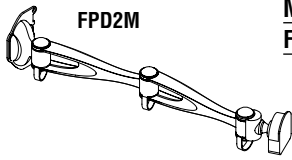
Maytrix Cable Management System

Model No.	Description	Wt.	List Price
350142	2"W x 2"D channel (slotted), 6 ft. - black only	3#	\$203
350117	Pop rivets - pkg. of 25 (to attach cable channels)	1#	\$18
350150	24"W Wire Cable Trough	1#	\$138
350151	30"W Wire Cable Trough	2#	\$179
350152	36"W Wire Cable Trough	2.5#	\$238



FLAT PANEL MONITOR SUPPORT BRACKET


- Compatible with VESA compliant monitors only.
- 25 lb. capacity.



Model No.	Description	Wt.	List Price
FPD2M	Monitor Support – Two Arms	4#	\$187

MAYTRIX FABRIC SCREEN

- Installs between Maytrix steel frame sections to create a private work environment.



Model No.	Dimensions	Wt.	List Price
350440	24"W x 72"H x 1 1/4"D	58#	\$990
350445	30"W x 72"H x 1 1/4"D	75#	\$1262
350450	36"W x 72"H x 1 1/4"D	92#	\$1328
350460	24"W x 60"H x 1 1/4"D	48#	\$896
350465	30"W x 60"H x 1 1/4"D	62#	\$1167
350470	36"W x 60"H x 1 1/4"D	76#	\$1230
350480	24"W x 84"H x 1 1/4"D	68#	\$1117
350485	30"W x 84"H x 1 1/4"D	88#	\$1389
350490	36"W x 84"H x 1 1/4"D	107#	\$1452

HOW TO ORDER MAYTRIX FABRIC SCREENS

FABRIC SCREEN OPTIONS

When ordering fabric screens, use the code at right to indicate your fabric option:

3 5 0 4 4 0 S T Y		
Product Code	Fabric Option	
350440	S	T
350445	S	T
350450	S	T
350460	S	T
350465	S	T
350470	S	T
350480	S	T
350485	S	T
350490	S	T

Contact Customer Service at 1-800-822-8037 or email customerservice@mayline.com for assistance.

Corporate Fabric

Fabric Color	Order Code
Spinel	
Tiger Eye	STY
Sand Stone	SSS
Guildden	SGL
Lido	
Balboa	LBB
Heartland	LHL
Bryce Canyon	LBC
Mingle	
Crystal	MCT
Khaki	MHK
Biscuit	MBT
Cross Town	
Buff	CBF
Ray	CRA
Fieldstone	CFS
Anchorage	
Goose	AGS
Bailey	
Khaki	BKH
Hopscotch	
Fieldstone	HFS

e*LAN COMPUTER RACKING STATIONS

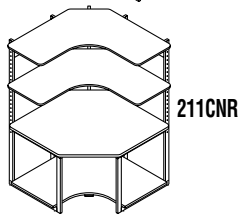
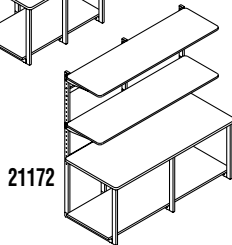
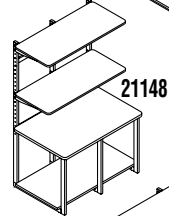
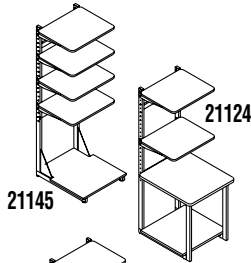
Affordable racking stations for organizing networking hardware and equipment.

Framework: 1" x 2" x 72"H, 14-gauge steel. Frames allow for shelf adjustment in 2" increments. Tested to 600 lbs. per 24"/36" frame without failure.

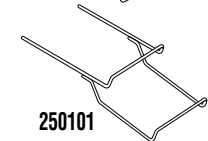
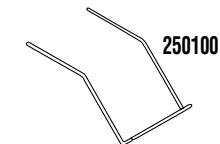
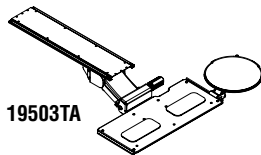
Shelves: Thermally-fused laminate (TFL) over 3/4"-thick particle board core. Shelves tested to 250 lbs. without failure.

Work surfaces: Thermally-fused laminate (TFL) over 1" thick particle board core. Post-formed tops not available.

Color: Graphite paint finish with Ice Gray TFL surfaces only.



Note: EACH STATION SHIPS
IN ONE CARTON.



Model No.	Description	Wt.	List Price
21145	24" Server Station 24"W framework; (4) 24 1/4"W x 20"D shelves; and (1) 24 1/4"W x 29 1/2"D server shelf.	108#	\$982
21124	24" LAN Station 24"W framework; (2) 24 1/4"W x 20"D shelves; (1) 25"W x 30"D work surface; and (1) 24 1/4"W x 24 3/4"D server shelf.	111#	\$1321
21148	48" LAN Station 48"W framework; (2) 48"W x 20"D shelves; (1) 48"W x 30"D work surface; and (1) 47"W x 24 3/4"D server shelf.	200#	\$2269
21172	72" LAN Station 72"W framework; (2) 72"W x 20"D shelves; (1) 72"W x 30"D work surface; and (1) 71"W x 24 3/4"D server shelf.	253#	\$2831
211CNR	48" Corner Station 48"W corner framework; (2) 48"W x 20"D corner shelves; (1) 48"W x 30"D corner work surface; and (1) 46"W x 25 1/8"D corner server shelf.	298#	\$2994

Model No.	Description	Wt.	List Price
e*LAN Accessories			

Additional Shelving

2202418	24"W x 20"D shelf	15#	\$186
2204818	48"W x 20"D shelf	28#	\$277
2207218	72"W x 20"D shelf	38#	\$309

Keyboard Supports

19503TA*	Combination keyboard/mouse platform 19"W x 8 1/4"D, 9"Dia. mouse platform	15#	\$599
250100	Wire keyboard holder. Chrome finish. 18"W x 9"D x 7"H	3#	\$130
250101	Dual wire keyboard holder. Chrome finish. 18"W x 9"D x 10"H	4#	\$222

* Available in black only.

Cable Management

350142	2" x 2" cable manager, 6 ft. — black only.	3#	\$203
---------------	--	----	-------

Caster Kits

21100	Caster kit for 24"W stations (2 7/8" casters)	4#	\$118
21101	Caster kit for 48"W and 72"W stations (2 7/8" casters)	5#	\$171
21103	Caster kit for corner unit (2 7/8" casters)	6#	\$226

Power Strips

21104	24"W power strip, 8 outlet, 15 amp, 15 ft. cord	4#	\$247
21105	48"W power strip, 16 outlet, 15 amp, 15 ft. cord	5#	\$278
21106	72"W power strip, 24 outlet, 15 amp, 15 ft. cord	6#	\$353
21107	e*LAN connector kit for ganging LAN and corner stations (will not work on 21145 Server Station)	2#	\$102


HEIGHT ADJUSTABLE MEDIA/DESIGN CENTER



Height adjustable media/design center available in vertical and tilt versions.


- Easy to maneuver the mobile media center is ready for meeting requirements anywhere four wheels will allow.
- Design center version allows for seated or standing height work on a large screen from vertical to horizontal position.
- Available in all Mayline corporate paint colors (mounting screws in black only)
- Electrical System: 110Vm 60 Hz, 24V DC motor. Draws 1.2 amps under full load.
- Meets ANSI/BIFMA test requirements.

MAYLINE® HEIGHT - ADJUSTABLE MOBILE VERTICAL MEDIA CENTER



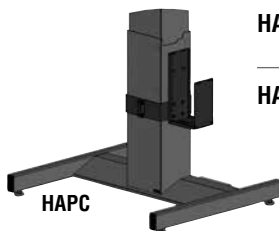
Model No.	Description	Base Dimensions	List Price
HAMMC	Std. with 4 locking casters/handle Vertical screen position only Max. weight load 150 lbs. 18" travel Starting Hgt/ Vertical Orientation 46" ** Full Height/Vertical Orientation 64" ** Screen Mounting Pattern Accommodated 400 x 400; 600 x 400 5 Outlet Powerstrip mounted to base Cable Management Bracket	35"W x 29.56" D x 7" H	\$5665

MAYLINE® HEIGHT - ADJUSTABLE DESIGN / MEDIA CENTER*



Model No.	Description	Base Dimensions	List Price
HADC	Optional Caster Kit available Vertical to Horizontal Electric Tilt option standard Max. weight load 150 lbs. 18" travel Starting Hgt/ Vertical Orientation 32.5"*** Full Height/Vertical Orientation 50.5"*** Starting Hgt/ Horizontal Orientation 33.5"*** Full Height/Horizontal Orientation 51.5"*** *Screen Mounting Pattern Accommodated 400 x 400; 600 x 400 5 Outlet Powerstrip mounted to base Cable Management Bracket	35"W x 29.56" D x 4" H	\$6820

ACCESSORIES



Model No.	Description	Wt.	List Price
HAPC	PC Holder Bracket and expandable PC holder Expands from 3" to 7 1/2"	25#	\$341
HACK	Caster Kit*4 - 3" locking casters Gray soft tread thermoplastic twin wheel heavy duty casters Load Rated 175 lbs. per caster Total locking - rotation and swivel lock - for greater stability		\$158

* Recommend use of commercial grade screens for tilt version to avoid overheating when screen is in horizontal position.

** Approximate dimensions measured to the center of the screen. This can vary depending on location of VESA pattern in relation to the screen.

*** Dimension does not include screen thickness.

*** Brackets may show if screen is smaller than 40"; varies with VESA pattern location.

S/E CABINET

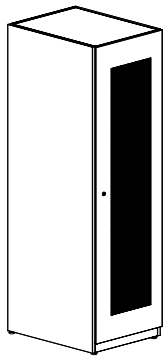


GSA


GIZA/CAP

S/E (Storage and Evidence) Cabinet is the perfect solution for the safekeeping of property and evidence, while maximizing security.

- The S/E Cabinet comes fully assembled, just add shelves at the spacings desired.
- 3 shelves included (standard on DSP models) and adjust on 1" increments.
- Optional single shelf kit available to add additional shelves to cabinet.
- Empty cabinet version available (no shelves).
- Perforated locking doors with 4 hinges each.
- 30"D cabinet with steel back panel and two 3" dia. pop-outs.
- All-welded steel construction.
- Features adjustable leveling guides.
- Tamper-proof hinges inside cabinet, not accessible from outside.
- Hinge will hold doors open or keep closed without engaging the lock.
- Great for storing electrical equipment due to the ventilated design and pop-outs at rear of cabinet for power purposes.
- **Available in Black, Graphite and Desert Sage.**



2480DSE



3680DSE

Model No.	Description	Dimensions	Wt.	List Price
3680DSP	36"W, Double-Door Cabinet, includes 3 Shelves	36"W x 31"D x 80"H	307#	\$5775
2480DSP	24"W, Single-Door Cabinet, includes 3 Shelves	24"W x 31"D x 80"H	279#	\$4478
3680DSE	36"W, Double-Door Cabinet, empty	36"W x 31"D x 80"H	260#	\$5246
2480DSE	24"W, Single-Door Cabinet, empty	24"W x 31"D x 80"H	240#	\$3991
36801S	36"W, Single Shelf Kit for 36"W Cabinet	34"W x 28 3/4"D x 1"H	17#	\$268
24801S	24"W, Single Shelf Kit for 24"W Cabinet	22"W x 28 3/4"D x 1"H	14#	\$226

DRAFTING FURNITURE



Ranger® Drawing Tables
Ranger® Team Tables
Futur Matic® Drawing Tables
Prokits
Straightedges
Vertical Hanging Files
Plan Files

WORKSPACES

DESKS &
STORAGE

TABLES

SEATING

HIGH DENSITY
STORAGE

MAIL ROOM
FURNITURE

TECHNOLOGY
FURNITURE

**DRAFTING
FURNITURE**

ACCESSORIES

PRODUCT
INDEX

DRAWING TABLES



Mayline's original flagship products set the standard more than 70 years ago - a unique product family bringing our drafting heritage into today's modern workplace.

RANGER® STEEL 4-POST & SPLIT-TOP

Drawing Boards: Thermally fused 1" thick Tables woodgrain low-pressure laminate surface with steel end cleats only, six top sizes.

Top Height: 37" from floor.

Tilt Angle: 50° from horizontal.

Available Options:

Tool Drawer: Comes with insert tray and lock with two keys.

Shallow Plan Drawer: Convenient storage for papers and reference materials. Not available with the split-top table.

Table is shipped knocked down.

Drawer Dimensions:

Tool Drawer

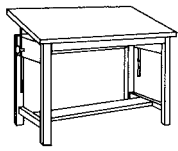
Shallow Drawer

Table 7734B

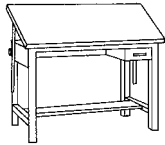
Table 7736B

All other tables

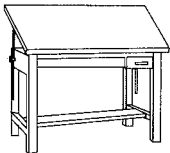
Height	Width	Depth
3 3/8"	10 3/8"	27 3/8"
1 5/8"	24 1/4"	27 3/8"
1 5/8"	36 1/4"	27 3/8"
1 5/8"	48 1/4"	27 3/8"



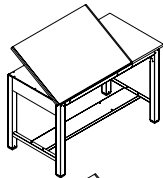
Model No.	Description	Wt.	List Price
Ranger Steel 4-Post Table only. No drawers.			
7732	30" x 42"	108#	\$1343
7734	37 1/2" x 48"	118#	\$1441
7736	37 1/2" x 60"	157#	\$1518
7737	37 1/2" x 72"	167#	\$1839
7738	43 1/2" x 72"	177#	\$2017
7739	43 1/2" x 84"	185#	\$2241



Ranger Steel 4-Post A Combination Table with tool drawer only.			
7732A	30" x 42"	134#	\$1563
7734A	37 1/2" x 48"	146#	\$1676
7736A	37 1/2" x 60"	160#	\$1718
7737A	37 1/2" x 72"	177#	\$1897
7738A	43 1/2" x 72"	187#	\$2158
7739A	43 1/2" x 84"	195#	\$2321



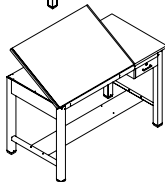
Ranger Steel 4-Post B Combination Table with tool and shallow drawers.			
7734B	37 1/2" x 48"	156#	\$1822
7736B	37 1/2" x 60"	172#	\$1934
7737B	37 1/2" x 72"	194#	\$2080
7738B	43 1/2" x 72"	204#	\$2354
7739B	43 1/2" x 84"	212#	\$2569



Ranger Split-Top

 Table only. No drawers.

Model No.	Overall	Tilt Surface	Fixed Surface	Wt.	List Price
7772	30" x 60"	42"W	18"W	150#	\$2186
7773	30" x 72"	48"W	24"W	160#	\$2374



Ranger Split-Top A Combination.

 Table with tool drawer only.

Model No.	Overall	Tilt Surface	Fixed Surface	Wt.	List Price
7772A	30" x 60"	42"W	18"W	155#	\$2567
7773A	30" x 72"	48"W	24"W	165#	\$2757

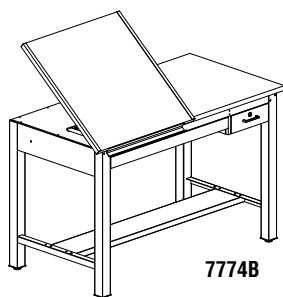
RANGER® SPLIT TOP PROJECT TABLE

The perfect design solution with an angled and horizontal worksurface all-in-one project table. With LPL and HPL laminate choices and a large horizontal surface to accommodate a laptop and/or keyboard the Mayline® Ranger® Split Top Project Table is a unique product bringing together Mayline's drafting heritage into a modern workplace.

- Available in a 60" width and 31" depth.
- Available in low pressure (no suffix) and high pressure (L suffix) on the tilt surface.
- Tilt surface ships with steel end cleats and pencil/marker stop.
- Tilt surface ships with steel end cleats and pencil/marker ledge.
- Tilt angle 50° from horizontal.
- Grommet standard and centered on rear horizontal surface worksurface.
- Table legs contain adjustable leveling glides.
- Optional Caster Kit available (order as part #350221) providing 4 casters (2 locking and 2 non-locking).
- Optional tool drawer, or tool and shallow plan drawer combination for storage.
- Tool drawer comes with insert tray and lock with two keys.
- Tool drawer dimensions: 3 3/8"H x 10 3/8"W x 27 3/8"D.
- Shallow plan drawer convenient for storage of papers and reference materials.
- Shallow plan drawer dimensions: 1 5/8"H x 36 1/4"W x 27 3/8"D.
- Top height approximately 37" from floor.
- Ships knocked down, assembly required.
- Over 900+ HPL laminates on horizontal and tilt surfaces, including dry erase options.

Model No.	Overall	Tilt Surface	Fixed Surface	Wt.	List Price
Split Top Project Table Table only. No drawers.					
7774	31" x 59"	31" x 30"	30" x 29"	159#	\$2201
7774L	31" x 59"	31" x 30" HPL	30" x 29" HPL	159#	\$2331
Split Top Project Table Table with tool drawer only.					
7774A	31" x 59"	31" x 30"	30" x 29"	164#	\$2571
7774LA	31" x 59"	31" x 30" HPL	30" x 29" HPL	164#	\$2709
Split Top Project Table Table with tool and shallow drawers.					
7774B	31" x 59"	31" x 30"	30" x 29"	168#	\$2686
7774LB	31" x 59"	31" x 30" HPL	30" x 29" HPL	168#	\$2909

Note: Weights listed are only estimates.



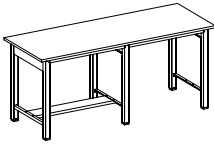
7774B

RANGER® TEAM TABLES

GIZA/CAP

Mayline's Ranger Team Table is the perfect solution for project or other team meetings. The Team Table has the same great strength and quality as our standard Ranger drafting table which is the result of years of experience in the drafting industry. A variety of storage under the standing height table can house project or meeting materials.

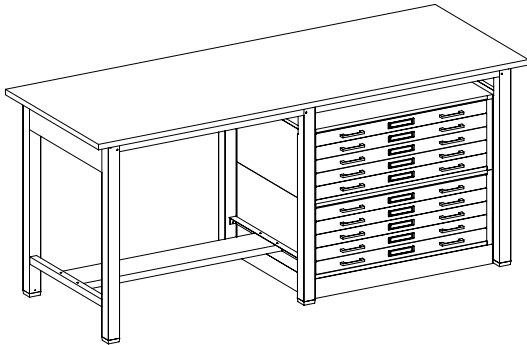
- Rectangular shape 36"D x 96"W x 42"H.
- Heavy-duty steel base provides strength and stability and is available as standard in Mayline Corporate colors.
- High pressure laminate top with 3mm edge banding.
- All Mayline Corporate color HPLs available from Wilsonart, Nevamar, Pionite and Formica.
- Custom colors for storage or table elements available upon request with an extended lead time. Please call Customer Service for a quotation.



Model No.	Description	Wt.	List Price
7760	36"D x 96"W x 42"H Ranger Base Standing Height Table Interior Frame Dimensions 23"D x 41 1/4"W per Leg Section (85 1/2"W overall) x 39"H	170#	\$2306

The Ranger Team Table can be used with Mayline® Plan Files, Lateral Files and Bookcases to store a variety of team and project materials. Refer to interior table dimensions to verify how many units will fit beneath the table. Please contact Customer Service 1-800-822-8037 with questions.

RANGER® TEAM TYPICALS



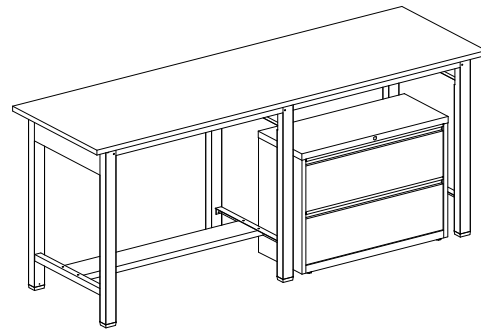
RANGER TEAM TYPICAL #1 – Any combination of Interlocking Files can be used, 5-Drawer and 10-Drawer models as seen in this Price List page 383.

Consists of:

QTY.	MODEL NO.	DESCRIPTION	LIST PRICE EACH
1	7760	Team Table	\$2306
1	7767U	Steel Cap	\$562
1	7767W	Flush Base	\$387
2	7767	5-Drawer Files	\$2431

RTT1

TOTAL: \$8007



RANGER TEAM TYPICAL #2 – (Note: Back-to-back laterals would extend beyond the leg structure of the table.)

Consists of:

QTY.	MODEL NO.	DESCRIPTION	LIST PRICE EACH
1	7760	Team Table	\$2306
1	HLT362	Lateral File	\$878

RTT2

TOTAL: \$3184

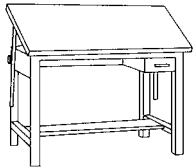
ECONOMY RANGER® STEEL 4-POST

Drawing Board: Thermally-fused laminate surface, two top sizes.

Top Height: 37" from floor.

Tilt Angle: 50° from horizontal.

Available Options: Tool Drawer, Shallow Plan Drawer (locks not available).



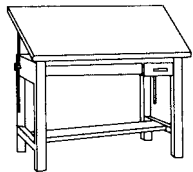
Model No.	Description	Wt.	List Price
Economy Ranger Steel 4-Post Table only. No drawers.			
7724	38 1/2" x 48"	110#	\$1320
7726	38 1/2" x 60"	150#	\$1345

Economy Ranger Steel 4-Post A Combination Table with tool drawer only.

7724A	38 1/2" x 48"	138#	\$1573
7726A	38 1/2" x 60"	152#	\$1609

Economy Ranger Steel 4-Post B Combination Table with tool and shallow drawers.

7724B	38 1/2" x 48"	148#	\$1676
7726B	38 1/2" x 60"	160#	\$1722



WOOD 4-POST

Drawing Tops: Thermally-fused laminate surface, two top sizes. end cleats; two top sizes.

Top Height: 37" from floor.

Tilt Angle: 50° from horizontal.

Available Options:

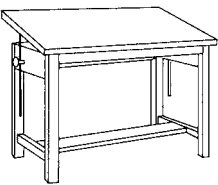
Tool Drawer: Equipped with removable insert tray, individual lock with two keys.

Shallow Plan Drawer: Storage drawer for papers and reference materials.

Drawer Dimensions:	Height	Width	Depth
Tool Drawer	3 3/4"	10 3/4"	25"
Shallow Plan Drawer	1 7/8"	46"	25"

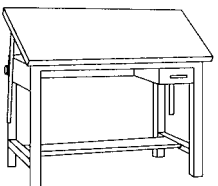
Table is shipped knocked down.

- 200 lb. weight capacity
- Drawer interiors are finished.



Model No.	Description	Wt.	List Price
Wood 4-Post only. No drawers.			
7706	37 1/2" x 60"	137#	\$2879
7707	37 1/2" x 72"	154#	\$3105

Finishes: Standard - Naturalist, Golden Oak, or Unfinished



Wood 4-Post A Combination with tool drawer.

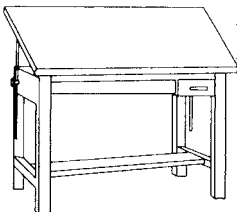
7706A	37 1/2" x 60"	147#	\$3194
7707A	37 1/2" x 72"	164#	\$3419

Finishes: Standard - Naturalist, Golden Oak, or Unfinished

Wood 4-Post B Combination with tool and shallow drawers.

7706B	37 1/2" x 60"	160#	\$3354
7707B	37 1/2" x 72"	172#	\$3598

Finishes: Standard - Naturalist, Golden Oak, or Unfinished



FUTUR-MATIC® DRAWING TABLES

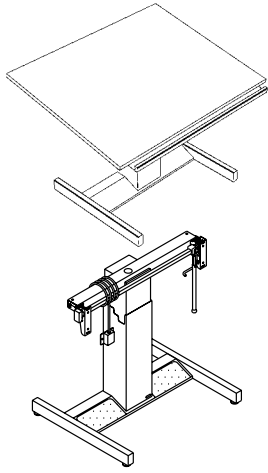
Drawing Boards: Thermally-fused laminate surface, two top sizes.

Top Height Range: 18" travel range, 30" to 48" adjustment.

Tilt Angle: Horizontal tilt to 89°.

Electrical System: 110V, 60 Hz, 24V DC motor. Draws 1.2 amps under full load.

FM T/C Drive System: 250 pounds of lifting capacity and 150 foot pounds of tilting torque. All gear drive. No belts or pulleys.



Model No.	Description	Wt.	List Price
Futur-Matic with electric height and manual tilt adjustment.			
8693B	30" x 42"	160#	\$5590
8694B	37 1/2" x 48"	180#	\$5997
8696B	37 1/2" x 60"	190#	\$6141
8697B	37 1/2" x 72"	242#	\$6305
Power Bases with 29" - 47" height adjustment. Power height. Manual tilt.			
81370A6	(without board brackets)	104#	\$4517
3117	Board brackets for 81370A6	10#	\$162

Board brackets sold separately. Required for addition of all work surfaces.

NOTE: Mounting hole patterns for digitizer tablets vary from manufacturer to manufacturer and require different brackets. Please contact your digitizer tablet dealer or manufacturer first to obtain this information before ordering.

LIGHT TABLES

Drawing Boards: Self-contained light box with translucent 1/8" acrylic diffuser panel, 1/4" clear glass and hardwood frame with Naturalist finish.

Dimming Control Range: 0 - 325 foot candles, with solid state, full-range dimming control.

Lighting: 30" x 36" Four 30W Tubes (supplied) or 30" x 48" Four 40W Tubes (supplied). All tubes must be cool white rapid-start only.

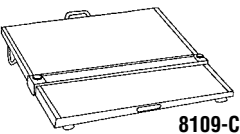
Electrical Requirements: 120V, 60 Hz, 2.0 Amps.

Model No.	Top Size	Glass Size	Wt.	List Price
Ranger Steel 4-Post Light Tables with tool and shallow drawer units.				
7734BLT	37 1/2" x 48"	30" x 36"	250#	\$7063
7736BLT	37 1/2" x 60"	30" x 48"	256#	\$7462
Colors: Standard - White, Desert Sage, Gray				
Replacement Light Tops				
20627R3	37 1/2" x 48"	30" x 36"	126#	\$5426
20628R3	37 1/2" x 60"	30" x 48"	146#	\$5817

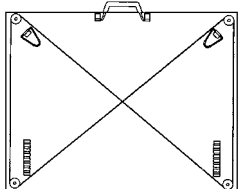
Note: Glass used is 1/4" thick clear with swiped edges. When purchasing light tops separately, specify what type table is being used so proper hardware is supplied.

Finishes: Standard - Naturalist

PROKITS



8109-C

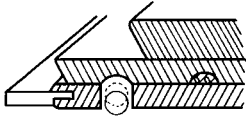


Model No.	Description	Wt.	List Price
PROFESSIONAL DRAWING KITS (PROKITS)			
Woodgrain Low-Pressure Laminate with Transparent Edge Kit Rule			
8111C	15" x 20"	8#	\$332
8109C	18" x 24"	12#	\$342
8115C	30" x 42"	31#	\$495

STRAIGHTEDGES

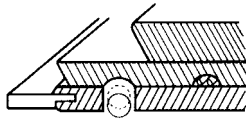
MAYLINE® STRAIGHTEDGE SPECIFICATIONS

Delrin® rollers best for Mylar sheets or Steel rollers for vellum and other paper medium.



Model No.	Length		Wt.	List Price
Mobile Parallel Ruling Straightedge with E-Z Grip Cap with Steel Rollers				
7271A	36"		2.6#	\$386
7272A	42"	Above-board	2.9#	\$404
7273A	48"	mounting hardware included	3.3#	\$460
7275A	60"		4.1#	\$605

Model No.	Length		Wt.	List Price
Mobile Parallel Ruling Straightedge with E-Z Grip Cap & Armoredge® with Steel Rollers				
7271ASE	36"		2.5#	\$502
7272ASE	42"	Above-board	2.9#	\$534
7273ASE	48"	mounting hardware included	3.3#	\$602
7275ASE	60"		4.1#	\$801



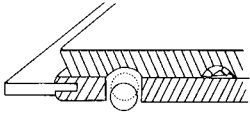
Model No.	Length		Wt.	List Price
Mobile Parallel Ruling Straightedge with E-Z Grip Cap with Delrin® Rollers				
D7270A	30"		2.3#	\$380
D7271A	36"		2.6#	\$397
D7272A	42"	Above-board	2.9#	\$413
D7273A	48"	mounting hardware included	3.3#	\$463
D7275A	60"		4.1#	\$610

Model No.	Length		Wt.	List Price
Mobile Parallel Ruling Straightedge with E-Z Grip Cap & Armoredge® with Delrin® Rollers				
D7271ASE	36"		2.5#	\$525
D7272ASE	42"	Above-board	2.9#	\$540
D7273ASE	48"	mounting hardware included	3.3#	\$561
D7275ASE	60"		4.1#	\$770

Model No.	Length		Wt.	List Price
Mobile Parallel Ruling Straightedge with Steel Rollers				
7260A	30"		1.9#	\$281
7261A	36"		2.1#	\$297
7262A	42"	Above-board	2.4#	\$312
7263A	48"	mounting hardware included	2.7#	\$332
7265A	60"		3.3#	\$432

MAYLINE STRAIGHTEDGE SPECIFICATIONS

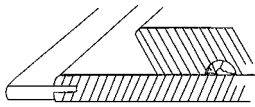
Model No.	Length		Wt.	List Price
Mobile Parallel Ruling Straightedge with Armoredge® with Steel Rollers				
7261ASE	36"		2.2#	\$440
7262ASE	42"		2.4#	\$459
7263ASE	48"	Above-board mounting hardware included	2.8#	\$475
7265ASE	60"		3.4#	\$576



Mobile Parallel Ruling Straightedge with Delrin® Rollers				
D7260A	30"		1.9#	\$272
D7261A	36"		2.1#	\$291
D7262A	42"	Above-board mounting hardware included	2.4#	\$308
D7263A	48"		2.8#	\$324
D7265A	60"		3.4#	\$391

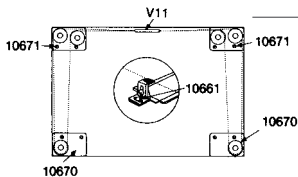
Mobile Parallel Ruling Straightedge with Armoredge® with Delrin® Rollers				
D7261ASE	36"		2.2#	\$453
D7262ASE	42"		2.4#	\$466
D7263ASE	48"	Above-board mounting hardware included	2.8#	\$484
D7265ASE	60"		3.4#	\$568

E-Z Grip Parallel Ruling Straightedge				
7250A	30"		1.7#	\$264
7251A	36"		2.0#	\$281
7252A	42"	Above-board mounting hardware included	2.3#	\$297
7253A	48"		2.6#	\$312
7255A	60"		3.1#	\$413

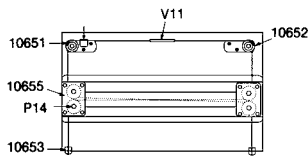


E-Z Grip Parallel Ruling Straightedge with Armoredge®				
7251ASE	36"		2.0#	\$411
7252ASE	42"		2.3#	\$431
7253ASE	48"	Above-board mounting hardware included	2.6#	\$442
7255ASE	60"		3.1#	\$562

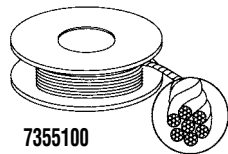
Conversion Kit				
7302D	Conversion Kit – includes complete hardware and mounting attachments to convert any size above-board straightedge to underboard.		1.0#	\$172



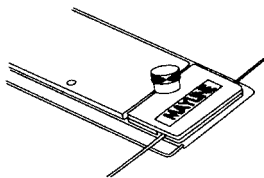

DRAWING ACCESSORIES



The numbers indicated in the illustration are for part identification only.



7355100



Model No.	Length	Wt.	List Price
E-Z Grip Blade Only with Armoredge®			
7251SE	36"	1.8#	\$288
7252SE	42"	2.1#	\$307
7253SE	48"	2.4#	\$345
7255SE	60"	3.0#	\$412

Underboard Attachment

7302A	30" to 42"	0.6#	\$124
7302B	48" to 72"	0.6#	\$131
7302C	84" to 96"	0.6#	\$135

Above Board Attachment Only

7301A	30" to 42"	0.4#	\$102
7301B	48" to 72"	0.4#	\$108
7301C	84" to 96"	0.4#	\$117

Hardware Bags

7306	Replacement hardware bag for above-board straightedge (Edgemount)	0.5#	\$47
7307	Hardware for mold edge surfaces	1.0#	\$112
7308	Hardware bag for above-board straightedge (Surface Mount)	1.0#	\$47

7 x 7 Lubricated Stainless Steel Cable with Nylon Coating

7355100	100' Spool	0.5#	\$98
7355300	300' Spool	0.8#	\$263
7355A	Replacement Cable for 30" - 42" straightedge, 19 feet	0.1#	\$32
7355B	Replacement Cable for 48" - 60" straightedge, 23 feet	0.1#	\$43
7355C	Replacement Cable for 72" - 96" straightedge, 32 feet	0.1#	\$57

Cut to length coils. Save time in measuring, cutting, and coiling. Pre-packed.

Note: For all types of parallel ruling attachments. Braided wire is corrosion resistant. Outside diameter .035".

Model No.	Description	Wt.	List Price
-----------	-------------	-----	------------

Straightedge Brake

7305	Parallel Ruling Straightedge Brake for all Mayline® above-board blades; 2 brakes per package.	0.1#	\$55
------	---	------	------

One slight twist of the knob locks the straightedge into position enabling complete freedom of hands for use of lettering sets or inking. Also prevents loss of position due to bumping or adjusting table.

Note: Standard on all new above-board straightedges.

Touch Up Paint

9552	Must specify color, some not available.	1#	\$31
------	---	----	------

Touch up paint matched for all Mayline® metal finishes. Available in 12 oz. pressurized spray cans. Ground shipment only.

Drawing Vinyl

9501V	24" x 30"	4#	\$86
9511V	30" x 36"	45#	\$107
9503V	30" x 42"	5#	\$113
9504V	37 1/2" x 48"	10#	\$175
9506V	37 1/2" x 60"	15#	\$201
9507V	37 1/2" x 72"	18#	\$241

Color: Green on one side, Off-White other side. For clear vinyl, add C suffix.

When ordering drawing vinyl with tables, we will apply it to your table top with double faced tape along the top edge only for an additional \$100 list. Never cement vinyl to your drawing top. May cause warpage or damage.

VERTICAL HANGING FILES

Ideal choice for economical, mobile filing of active documents.

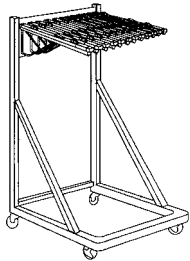
Rolling Stands: Constructed of tubular steel finished with an electrostatically applied high solid polyester paint. Front locking casters.

Clamps: Spring-loaded metal mounting clips with metal wing knobs. Hold up to 100 sheets. Includes plastic ID holders and cards.

Hangers: Metal pivot hangers for easy removal of clamps.

Model No.

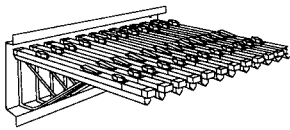
Vertical File Rolling Stand Complete (Adjusts: 45 1/4" - 60"H and 28 1/2" - 42 1/2"D)



	Max. Filing Width	Description	Wt.	List Price
9321	18"	Rolling stand with 12 hangers and clamps	63#	\$1575
9322	24"	Rolling stand with 12 hangers and clamps	66#	\$1643
9323	30"	Rolling stand with 12 hangers and clamps	69#	\$1716
9324	36"	Rolling stand with 12 hangers and clamps	71#	\$1855
9325	42"	Rolling stand with 12 hangers and clamps	75#	\$1946
9329	-	Rolling stand only; Height adjusts from 45 1/4" to 60"H. Depth adjusts from 28 1/2" to 42 1/2". Width is 26 3/4".	39#	\$749
9329H	-	Rolling stand with hangers (no clamps)	51#	\$1038

Color: Standard - Sand Beige


Vertical File Wall Rack Complete



	Max. Filing Width	Description	Wt.	List Price
9301	18"	Wall rack with 12 hangers and clamps	46#	\$1002
9302	24"	Wall rack with 12 hangers and clamps	48#	\$1077
9303	30"	Wall rack with 12 hangers and clamps	50#	\$1147
9304	36"	Wall rack with 12 hangers and clamps	54#	\$1284
9305	42"	Wall rack with 12 hangers and clamps	58#	\$1372
9309	-	Wall rack only; 10 1/4"H x 23 1/8"L	6.5#	\$109
9309H	-	Wall rack with 12 hangers (no clamps)	18.5#	\$455

Color: Standard - Sand Beige

Expandable Mobile Plan Center - Adjustable vertical file cart



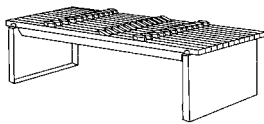
9429

	Max. Filing Width	Description	Wt.	List Price
9429	27" - 39"	Expandable file cart, 40"-52" H x 16" D 1200 sheet, 12 clamp capacity	25#	\$806

Note: Accepts clamps of 24", 30", and 36" length. (not included)

Color: Standard - Sand Beige

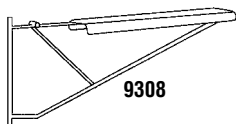
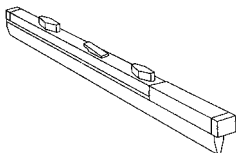
Vertical File End Resting Wall Rack Complete



	Max. Filing Width	Description	Wt.	List Price
9311	18"	Wall rack with 12 clamps	18#	\$635
9312	24"	Wall rack with 12 clamps	22#	\$705
9313	30"	Wall rack with 12 clamps	24#	\$782
9314	36"	Wall rack with 12 clamps	28#	\$920
9315	42"	Wall rack with 12 clamps	32#	\$1011
9319	-	Wall rack only for End Resting Clamps 8"H x 15"L	6#	\$110

Color: Standard - Sand Beige

Clamps Only	Size	Qty.	Wt.	List Price
93316	18"	6/ctn.	6#	\$264
93326	24"	6/ctn.	8#	\$301
93336	30"	6/ctn.	9#	\$332
93346	36"	6/ctn.	10#	\$402
93356	42"	6/ctn.	12#	\$444



9308

Hangers Only	Description	Wt.	List Price
9308	For clamps 9331 - 9335 packed 12 per carton	12#	\$382

Vertical File Parts	Description	Wt.	List Price
10550	Knobs, 12 per package	.50#	\$61
10551	Springs, 12 per package	.50#	\$31
10552	T-Bolts, 12 per package	.50#	\$44
10553	Labels and Holders, 12 per package	1#	\$35

PLAN FILES



WORKSPACES
 DESKS & STORAGE
 TABLES
 SEATING
 HIGH DENSITY STORAGE
 MAIL ROOM FURNITURE
 TECHNOLOGY FURNITURE
 DRAFTING FURNITURE
 ACCESSORIES
 PRODUCT INDEX

C-FILES® (NOTE: Not on GSA)

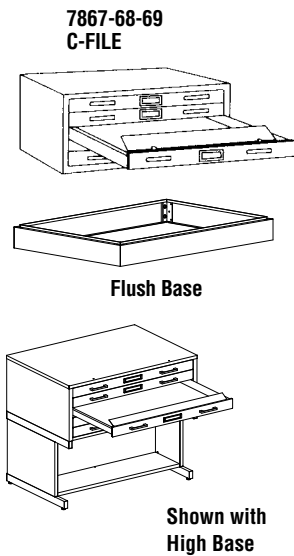
Self-contained steel C-Files® have integral cap and can be bolted together for stacking. Drawers have front metal plan depressor and rear hood to keep documents flat and orderly. High base designed to support one file. Drawer pulls are chrome. Files stack five high on flush base. Files stack two high on base legs.

File physical paper capacity: 1000 sheets vellum per file.
 100 sheets vellum per drawer in a 10 drawer file.
 200 sheets vellum per drawer in a 5 drawer file.

File weight capacity: 20 lbs. (9.1 kg) per drawer in a 10 drawer file evenly distributed.
 40 lbs. (18.2 kg) per drawer in a 5 drawer file evenly distributed.

Model No.

Mayline® Self-Contained Steel C-Files®



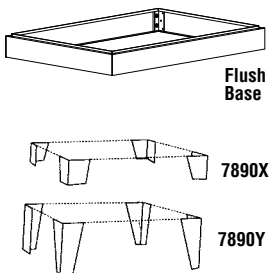
For 24" x 36" Sheets

		Overall Unit Sizes			Inside Drawer Sizes			Wt.	List Price
		W	H	D	W	H	D		
7867C	Five-Drawer File	40 3/4"	15 3/8"	28 3/8"	37"	2"	25 3/4"	170#	\$1970
7867D	Five-Drawer with Dust Cover	40 3/4"	15 3/8"	28 3/8"	37"	2"	25 3/4"	177#	\$2188
7977C	Ten-Drawer File	40 3/4"	15 3/8"	28 3/8"	37"	5/8"	25 3/4"	210#	\$4158
7977D	Ten-Drawer with Dust Covers	40 3/4"	15 3/8"	28 3/8"	37"	5/8"	25 3/4"	216#	\$4696
7877	20" High Base with Bookshelf	40 3/4"	20"	28 3/8"	33 3/4"	-	14 1/2"	52#	\$792
7867W	Flush Base	40 3/4"	4"	28 3/8"	-	-	-	14#	\$343
7890X	Base Legs	41"	6"	28 5/8"	-	-	-	15#	\$332
7890Y	Base Legs	41"	19 3/8"	28 5/8"	-	-	-	45#	\$711

For 30" x 42" Sheets

		Overall Unit Sizes			Inside Drawer Sizes			Wt.	List Price
		W	H	D	W	H	D		
7868C	Five-Drawer File	46 3/4"	15 3/8"	35 3/8"	43"	2"	32 3/4"	220#	\$2290
7868D	Five-Drawer File with Dust Covers	46 3/4"	15 3/8"	35 3/8"	43"	2"	32 3/4"	229#	\$2508
7978C	Ten-Drawer File	46 3/4"	15 3/8"	35 3/8"	43"	5/8"	32 3/4"	305#	\$4333
7978D	Ten-Drawer with Dust Covers	46 3/4"	15 3/8"	35 3/8"	43"	5/8"	32 3/4"	310#	\$4907
7878	20" High Base with Bookshelf	46 3/4"	20"	35 3/8"	44 3/4"	-	14 1/2"	63#	\$896
7868W	Flush Base	46 3/4"	4"	35 3/8"	-	-	-	16#	\$381
7890X	Base Legs	47"	6"	35 5/8"	-	-	-	15#	\$332
7890Y	Base Legs	47"	19 3/8"	35 5/8"	-	-	-	45#	\$711

For 36" x 48" Sheets



		Overall Unit Sizes			Inside Drawer Sizes			Wt.	List Price
		W	H	D	W	H	D		
7869C	Five-Drawer File	53 3/4"	15 3/8"	41 3/8"	50"	2"	38 3/4"	275#	\$2731
7869D	Five-Drawer File with Dust Covers	53 3/4"	15 3/8"	41 3/8"	50"	2"	38 3/4"	279#	\$2951
7979C	Ten-Drawer File	53 3/4"	15 3/8"	41 3/8"	50"	5/8"	38 3/4"	365#	\$5156
7979D	Ten-Drawer with Dust Covers	53 3/4"	15 3/8"	41 3/8"	50"	5/8"	38 3/4"	350#	\$5861
7879	20" High Base with Bookshelf	53 3/4"	20"	41 3/8"	51 3/4"	-	14 1/2"	70#	\$988
7869W	Flush Base	53 3/4"	4"	41 3/8"	-	-	-	18#	\$459
7890X	Base Legs	54"	6"	41 5/8"	-	-	-	15#	\$332
7890Y	Base Legs	54"	19 3/8"	41 5/8"	-	-	-	45#	\$711

HAMILTON UNIT SYSTEM™ FILES SPECIFICATIONS

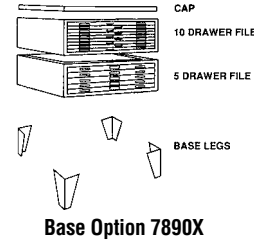
Interlocking steel plan files are designed for ease of stacking. Capacity of drawers may be increased by using Model No. 7965 and 7966 magnetic drawer dividers to arrange drawers for 1/2-, 1/4-, and 1/8-size drawing. Drawers have front metal plan depressor and rear hood to keep documents flat and orderly. Dust covers optional. 10-drawer files have patented tracing lifter for ease of retrieval. Able to stack three high on flush base. Files stack two high on base legs.

File physical paper capacity: 1000 sheets vellum per file.
100 sheets vellum per drawer in a 10 drawer file.
200 sheets vellum per drawer in a 5 drawer file.

File weight capacity: 20 lbs. (9.1 kg) per drawer in a 10 drawer file evenly distributed.
40 lbs. (18.2 kg) per drawer in a 5 drawer file evenly distributed.

Model No.

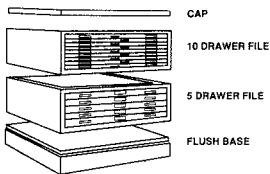
Hamilton Unit System Files



For 24" x 36" Sheets		Overall Unit Sizes			Inside Drawer Sizes			Wt.	List Price
		W	H	D	W	H	D		
1J1	Flat Cap	43 5/16"	3/4"	33 1/4"	-	-	-	33#	\$463
1J15	Five-Drawer File	43 5/16"	15 3/8"	32 1/2"	39 1/2"	2"	29"	188#	\$2687
1J15D	Five-Drawer File, Dust Covers	43 5/16"	15 3/8"	32 1/2"	39 1/2"	2"	29"	195#	\$2976
1J117	Flush Base	43 5/16"	4"	32 1/2"	-	-	-	14#	\$437
1J100	Ten-Drawer File	43 5/16"	15 3/8"	32 1/2"	37 1/2"	3/4"	29"	421#	\$8072
7890X	Base Legs (set of 4)	-	6"	-	-	-	-	15#	\$332
7890Y	Base Legs (set of 4)	-	19 3/8"	-	-	-	-	45#	\$711

For 30" x 42" Sheets		Overall Unit Sizes			Inside Drawer Sizes			Wt.	List Price
		W	H	D	W	H	D		
2J1	Flat Cap	49 5/16"	3/4"	39 1/4"	-	-	-	44#	\$580
2J15	Five-Drawer File	49 5/16"	15 3/8"	38 1/2"	45 1/2"	2"	35"	233#	\$3183
2J15D	Five-Drawer File, Dust Covers	49 5/16"	15 3/8"	38 1/2"	45 1/2"	2"	35"	242#	\$3482
2J117	Flush Base	49 5/16"	4"	38 1/2"	-	-	-	16#	\$553
2J100	Ten-Drawer File	49 5/16"	15 3/8"	38 1/2"	43 1/2"	3/4"	35"	492#	\$9620
7890X	Base Legs (set of 4)	-	6"	-	-	-	-	15#	\$332
7890Y	Base Legs (set of 4)	-	19 3/8"	-	-	-	-	45#	\$711

For 36" x 48" Sheets		Overall Unit Sizes			Inside Drawer Sizes			Wt.	List Price
		W	H	D	W	H	D		
3J1	Flat Cap	55 5/16"	3/4"	45 1/4"	-	-	-	51#	\$711
3J15	Five-Drawer File	55 5/16"	15 3/8"	44 1/2"	51 1/2"	2"	41"	293#	\$3653
3J15D	Five-Drawer File, Dust Covers	55 5/16"	15 3/8"	44 1/2"	51 1/2"	2"	41"	304#	\$3952
3J117	Flush Base	55 5/16"	4"	44 1/2"	-	-	-	18#	\$663
3J100	Ten-Drawer File	55 5/16"	15 3/8"	44 1/2"	49 1/2"	3/4"	41"	635#	\$11099
7890X	Base Legs (set of 4)	-	6"	-	-	-	-	15#	\$332
7890Y	Base Legs (set of 4)	-	19 3/8"	-	-	-	-	45#	\$711



For 42" x 72" Sheets		Overall Unit Sizes			Inside Drawer Sizes			Wt.	List Price
		W	H	D	W	H	D		
4J1	Flat Cap	79 5/16"	3/4"	51 1/4"	-	-	-	103#	\$1951
4J15D	Five-Drawer File, Dust Covers	79 5/16"	15 3/8"	50 1/2"	75 1/2"	1 1/2"	47"	525#	\$10855
4J17	Flush Base	79 5/16"	4"	50 1/2"	-	-	-	92#	\$1680

(Use Flush Base only.)

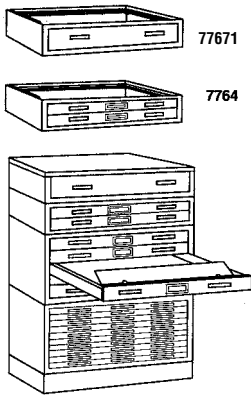
MAYLINE INTERLOCKING STEEL PLAN FILES



Available as five or ten-drawer stackable, interlocking units. Available with either front plan depressor or coated fabric dust covers. Stores up to 1,000 sheets. Able to stack three files on flush base. Files stack two high on base legs.

File physical paper capacity: 1000 sheets vellum per file.
100 sheets vellum per drawer in a 10 drawer file.
200 sheets vellum per drawer in a 5 drawer file.

File weight capacity: 20 lbs. (9.1 kg) per drawer in a 10 drawer file evenly distributed.
40 lbs. (18.2 kg) per drawer in a 5 drawer file evenly distributed.



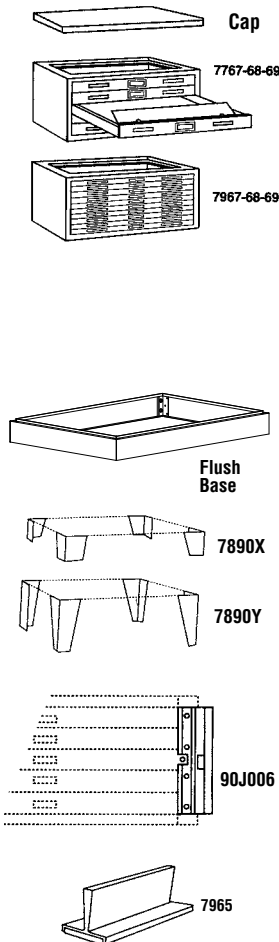
For 24" x 36" Sheets		Overall Unit Sizes			Inside Drawer Sizes			Wt.	List Price
		W	H	D	W	H	D		
7767U	Steel Cap	40 3/4"	3/4"	29 1/4"	-	-	-	25#	\$562
7767	Five Drawer File	40 3/4"	15 3/8"	28 3/8"	37"	2"	25 3/4"	171#	\$2431
7767D	Five-Drawer File, Dust Covers	40 3/4"	15 3/8"	28 3/8"	37"	2"	25 3/4"	178#	\$2717
7967	Ten-Drawer File	40 3/4"	15 3/8"	28 3/8"	37"	5/8"	26"	228#	\$4667
7967D	Ten-Drawer File, Dust Covers	40 3/4"	15 3/8"	28 3/8"	37"	5/8"	26"	230#	\$5273
7767W	Flush Base	40 3/4"	4"	-	-	-	-	14#	\$387
77671	Deep-Drawer File	40 3/4"	7 3/16"	28 3/8"	37"	4 3/4"	26"	65#	\$1542
7764	Two-Drawer File	40 3/4"	7 3/16"	28 3/8"	37"	2"	25 3/4"	78#	\$1505
7890X	Base Legs	41"	6"	28 5/8"	-	-	-	15#	\$332
7890Y	Base Legs	41"	19 3/8"	28 5/8"	-	-	-	45#	\$711

For 30" x 42" Sheets		Overall Unit Sizes			Inside Drawer Sizes			Wt.	List Price
		W	H	D	W	H	D		
7768U	Steel Cap	46 3/4"	3/4"	36 1/4"	-	-	-	30#	\$679
7768	Five-Drawer File	46 3/4"	15 3/8"	35 3/8"	43"	2"	32 3/4"	211#	\$2786
7768D	Five-Drawer File, Dust Covers	46 3/4"	15 3/8"	35 3/8"	43"	2"	32 3/4"	220#	\$3081
7968	Ten-Drawer File	46 3/4"	15 3/8"	35 3/8"	43"	5/8"	33"	298#	\$5285
7968D	Ten-Drawer File, Dust Covers	46 3/4"	15 3/8"	35 3/8"	43"	5/8"	33"	300#	\$5985
7768W	Flush Base	46 3/4"	4"	35 3/8"	-	-	-	16#	\$427
7890X	Base Legs	47"	6"	35 5/8"	-	-	-	15#	\$332
7890Y	Base Legs	47"	19 3/8"	35 5/8"	-	-	-	45#	\$711

For 36" x 48" Sheets		Overall Unit Sizes			Inside Drawer Sizes			Wt.	List Price
		W	H	D	W	H	D		
7769U	Steel Cap	53 3/4"	3/4"	42 1/2"	-	-	-	45#	\$877
7769	Five-Drawer File	53 3/4"	15 3/8"	41 3/8"	50"	2"	38 3/4"	257#	\$3367
7769D	Five-Drawer File, Dust Covers	53 3/4"	15 3/8"	41 3/8"	50"	2"	38 3/4"	267#	\$3655
7969	Ten-Drawer File	53 3/4"	15 3/8"	41 3/8"	50"	5/8"	39"	365#	\$6356
7969D	Ten-Drawer File, Dust Covers	53 3/4"	15 3/8"	41 3/8"	50"	5/8"	39"	375#	\$7227
7769W	Flush Base	53 3/4"	4"	41 3/8"	-	-	-	18#	\$517
7890X	Base Legs	54"	6"	41 5/8"	-	-	-	15#	\$332
7890Y	Base Legs	54"	19 3/8"	41 5/8"	-	-	-	45#	\$711

File Lock Description		Wt.	List Price
90J006	Locking Device, steel latch fits all 5- and 10- drawer steel files	2#	\$112

Partition for Metal Plan Files (Black only)			
7965	Plastic, magnetic divider for all steel 5-drawer files 6" L x 1 5/8"W x 1 5/8" H	6 per pack	1# \$66



WORKSPACES
DESKS & STORAGE
TABLES
SEATING
HIGH DENSITY STORAGE
MAIL ROOM FURNITURE
TECHNOLOGY FURNITURE
DRAFTING FURNITURE
ACCESSORIES
PRODUCT INDEX

HAMILTON™ REGULAR SERIES PLAN FILES SPECIFICATIONS (NOTE: Not on GSA)

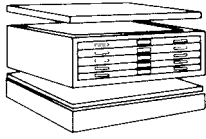
Interlocking steel plan files are designed for ease of stacking. Drawers have front plan depressor and rear hood to keep documents flat and orderly. Drawers with dust covers are optional. May be integrated with Mayline® files. Able to be stacked three high on flush base. Files stack two high on base legs.

File physical paper capacity: 1000 sheets vellum per file.
 100 sheets vellum per drawer in a 10 drawer file.
 200 sheets vellum per drawer in a 5 drawer file.

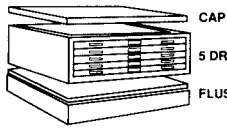
File weight capacity: 20 lbs. (9.1 kg) per drawer in a 10 drawer file evenly distributed.
 40 lbs. (18.2 kg) per drawer in a 5 drawer file evenly distributed.

Model No.

For 24" x 36" Sheets		Overall Unit Sizes			Inside Drawer Sizes			Wt.	List Price
		W	H	D	W	H	D		
5J1	Flat Cap	40 3/4"	3/4"	29 1/4"	-	-	-	25#	\$562
5J15	Five-Drawer File	40 3/4"	15 3/8"	28 3/8"	37"	2"	25 3/4"	171#	\$2511
5J15D	Five-Drawer with Dust Covers	40 3/4"	15 3/8"	28 3/8"	37"	2"	25 3/4"	178#	\$2793
5J117	Flush Base	40 3/4"	4"	28 3/8"	-	-	-	14#	\$387



For 30" x 42" Sheets		Overall Unit Sizes			Inside Drawer Sizes			Wt.	List Price
		W	H	D	W	H	D		
6J1	Flat Cap	46 3/4"	3/4"	36 1/4"	-	-	-	30#	\$679
6J15	Five-Drawer File	46 3/4"	15 3/8"	35 3/8"	43"	2"	32 3/4"	211#	\$2875
6J15D	Five-Drawer with Dust Covers	46 3/4"	15 3/8"	35 3/8"	43"	2"	32 3/4"	220#	\$3171
6J117	Flush Base	46 3/4"	4"	35 3/8"	-	-	-	16#	\$427



For 36" x 48" Sheets		Overall Unit Sizes			Inside Drawer Sizes			Wt.	List Price
		W	H	D	W	H	D		
7J1	Flat Cap	53 3/4"	3/4"	42 1/4"	-	-	-	45#	\$877
7J15	Five-Drawer File	53 3/4"	15 3/8"	41 3/8"	50"	2"	38 3/4"	257#	\$3447
7J15D	Five-Drawer with Dust Covers	53 3/4"	15 3/8"	41 3/8"	50"	2"	38 3/4"	268#	\$3744
7J117	Flush Base	53 3/4"	4"	41 3/8"	-	-	-	18#	\$517
7890X	Base Legs (set of 4)	-	6"	-	-	-	-	15#	\$332
7890Y	Base Legs (set of 4)	-	19 3/8"	-	-	-	-	45#	\$711

MUSEUM FILES SPECIFICATIONS



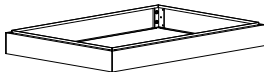
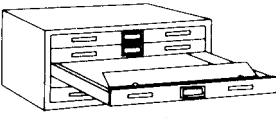
Self-contained Museum Files have integral cap and can be bolted together for stacking. Drawers have front metal plan depressor and rear hood to keep documents flat and orderly. Has fully enclosed drawer cabinet bottom. Drawer suspension uses greaseless nylon rimmed ball bearings to eliminate metal to metal contact and abrasion. Paint finish specially formulated to prevent outgassing. Optional high base supports one file. Able to stack three files on flush base.

File physical paper capacity: 1000 sheets vellum per file.
 100 sheets vellum per drawer in a 10 drawer file.
 200 sheets vellum per drawer in a 5 drawer file.

File weight capacity: 20 lbs. (9.1 kg) per drawer in a 10 drawer file evenly distributed.
 40 lbs. (18.2 kg) per drawer in a 5 drawer file evenly distributed.

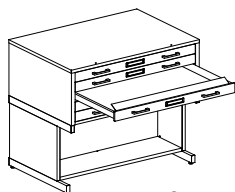
Model No.

For 24" x 36" Sheets		Overall Unit Sizes			Inside Drawer Sizes			Wt.	List Price
		W	H	D	W	H	D		
7667	Five-Drawer File	40 3/4"	15 3/8"	28 3/8"	37"	2"	25 3/4"	175#	\$2863
7677	Ten-Drawer File	40 3/4"	15 3/8"	28 3/8"	37"	5/8"	25 3/4"	345#	\$5724
7767W	Flush Base for 7667 & 7677	40 3/4"	4"	28 3/8"	-	-	-	14#	\$387
7877	20" High Base	40 3/4"	20"	28 3/8"	-	-	-	52#	\$792



Shown with Flush Base

For 30" x 42" Sheets		Overall Unit Sizes			Inside Drawer Sizes			Wt.	List Price
		W	H	D	W	H	D		
7668	Five-Drawer File	46 3/4"	15 3/8"	35 3/8"	43"	2"	32 3/4"	225#	\$3301
7678	Ten-Drawer File	46 3/4"	15 3/8"	35 3/8"	43"	5/8"	32 3/4"	445#	\$5979
7768W	Flush Base for 7668 & 7678	46 3/4"	4"	35 3/8"	-	-	-	16#	\$427
7878	20" High Base	46 3/4"	20"	35 3/8"	-	-	-	63#	\$896



Shown with High Base

For 36" x 48" Sheets		Overall Unit Sizes			Inside Drawer Sizes			Wt.	List Price
		W	H	D	W	H	D		
7669	Five-Drawer File	53 3/4"	15 3/8"	41 3/8"	50"	2"	38 3/4"	280#	\$3915
7679	Ten-Drawer File	53 3/4"	15 3/8"	41 3/8"	50"	5/8"	38 3/4"	550#	\$7099
7769W	Flush Base for 7669 & 7679	53 3/4"	4"	41 3/8"	-	-	-	18#	\$517
7879	20" High Base	53 3/4"	20"	41 3/8"	-	-	-	70#	\$988

WOOD PLAN FILES (NOTE: Not on GSA)

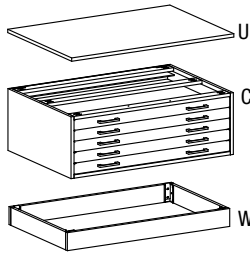
- Drawer fronts and case sides are finished in oak.
- Drawer bottoms are hardboard.
- Antique brass drawer pulls.
- Bases are shipped unassembled.

File physical paper capacity: 1000 sheets vellum per file.
 100 sheets vellum per drawer in a 10 drawer file.
 200 sheets vellum per drawer in a 5 drawer file.

File weight capacity: 20 lbs. (9.1 kg) per drawer in a 10 drawer file evenly distributed.
 40 lbs. (18.2 kg) per drawer in a 5 drawer file evenly distributed.

Model No.

Wood Plan Files



	For 24" x 36" Sheets	Overall Unit Sizes			Inside Dimensions			Wt.	List Price
		W	H	D	W	H	D		
7717U	Cap	40 13/16"	3/4"	27 3/4"	-	-	-	30#	\$667
7717C	Five-Drawer File	40 11/16"	13 7/8"	27 3/8"	37 5/8"	17/8"	25"	112#	\$2453
7717W	Flush Base	40 11/16"	4"	25 3/8"	-	-	-	15#	\$639

Finishes: Standard - Naturalist, Golden Oak, or Unfinished
 Both sides of shelf unit.

	For 30" x 42" Sheets	Overall Unit Sizes			Inside Dimensions			Wt.	List Price
		W	H	D	W	H	D		
7718U	Cap	45 5/8"	3/4"	34 3/4"	-	-	-	36#	\$863
7718C	Five-Drawer File	45 1/2"	13 7/8"	34 3/8"	42 3/8"	1 7/8"	32"	140#	\$2644
7718W	Flush Base	45 1/2"	4"	32 3/8"	-	-	-	18#	\$710

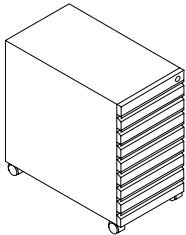
Finishes: Standard - Naturalist, Golden Oak, or Unfinished
 Both sides of shelf unit.

	For 36" x 48" Sheets	Overall Unit Sizes			Inside Dimensions			Wt.	List Price
		W	H	D	W	H	D		
7719U	Cap	53 7/16"	3/4"	40 3/4"	-	-	-	52#	\$1059
7719C	Five-Drawer File	53 5/16"	13 7/8"	40 3/8"	50 3/16"	15/8"	38"	172#	\$3497
7719W	Flush Base	53 5/16"	4"	38 3/8"	-	-	-	22#	\$826

Finishes: Standard - Naturalist, Golden Oak, or Unfinished
 Both sides of shelf unit included.

MOBILE B-SIZE DRAWER FILE (NOTE: Not on GSA)

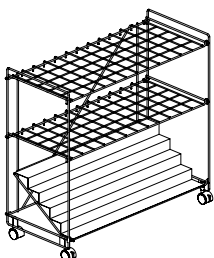
Eight-drawer steel file stores up to 2,500 sheets. All-steel construction. Four casters: 2 locking, 2 non-locking. Gang lock included.
Standard Finishes: Sand Beige, White, Black, Gray



Model No.	Overall Unit Sizes			Inside Dimensions			Wt.	List Price
	W	H	D	W	H	D		
9P810	15 1/4"	27 1/8"	27 3/4"	12 3/4"	1 3/4"	23 1/2"	109#	\$1572

ROLL FILE CART

- Two sizes, wire construction
- 2" poly dual wheel non-scarring casters
- Insert included to accommodate various size rolled documents
- Easy to assemble
- Black finish only



Model No.	Description	Length	Height	Depth	Wt.	List Price
❖ RF36	36 - 3 1/2" Openings	34"	32"	15"	28#	\$272
❖ RF60	60 - 2 1/2" Openings	34"	32"	15"	28#	\$286

❖ Indicates Quick-Ship models.

This page intentionally left blank

ERGONOMIC ACCESSORIES

WORKSPACES

DESKS &
STORAGE

TABLES

SEATING

HIGH DENSITY
STORAGE

MAIL ROOM
FURNITURE

TECHNOLOGY
FURNITURE

DRAFTING
FURNITURE

ACCESSORIES

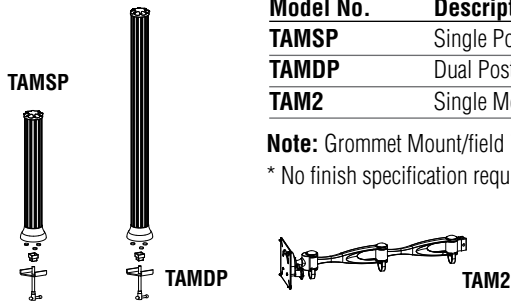
PRODUCT
INDEX

Monitor Arms and Supports
Keyboard Mechanisms and Supports
LED Task Lighting
Customer Own Material (COM)

ERGONOMIC ACCESSORIES

MONITOR ARMS AND SUPPORTS

- Manual adjustment posts and arms available in extruded aluminum.
- Aluminum posts available in 15" and 29 1/2"H.
- TAMDP will support up to 8 monitors.
- VESA 75mm and 100mm compliant.
- **Available in Silver with Black accents only.**



Model No.	Description	Wt.	List Price
TAMSP	Single Post – 15"H x 3" Diameter	7.25#	\$135
TAMDP	Dual Post – 29 1/2"H x 3" Diameter	5.5#	\$201
TAM2	Single Monitor Arm – Dual 18 1/2" Extension	4.5#	\$177

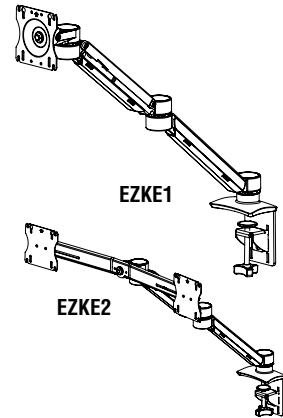
Note: Grommet Mount/field installed by installation team.

* No finish specification required.

MONITOR ARMS



- Grommet or Tool-less Clamp installation that fits to any worksurface up to 3 1/2" thick.
- Cable management system keeps cables hidden.
- Counterbalanced spring technology with easy-to-use Allen wrench adjustment.
- Slim profiles when in the folded position – ideal for limited work space applications.
- Arms swivel 360° around base allowing for increased display positions.
- **Available in Silver only.**
- VESA 75mm and 100mm compliant.
- TAA compliant.



DESK-MOUNTED

- 26" of reach and 13" of usable height adjustment.
- 2-14 lb. max. load for single screen, 2-10 lb. max. load per screen for dual screen.

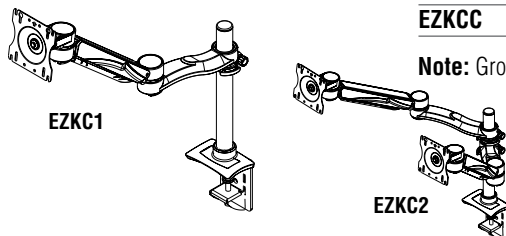
Model No.	Description	Wt.	List Price
EZKE1	Single Screen Monitor Arm	8#	\$314
EZKE2	Dual Screen, Single Monitor Arm	8.4#	\$443

POLE-MOUNTED

- 24" of reach and 18" of usable height adjustment (including pole).
- 4-20 lb. max. load per each monitor arm.
- Quick connect monitor screen feature.

Model No.	Description	Wt.	List Price
EZKC1	Pole Mount, Single Arm Monitor Mount	8.2#	\$509
EZKC2	Pole Mount, Dual Arm Monitor Mount	12.2#	\$772
EZKCC	Conversion Arm to Dual Arm for EZKC1	4#	\$275

Note: Grommet Mount/field installed by installation team.



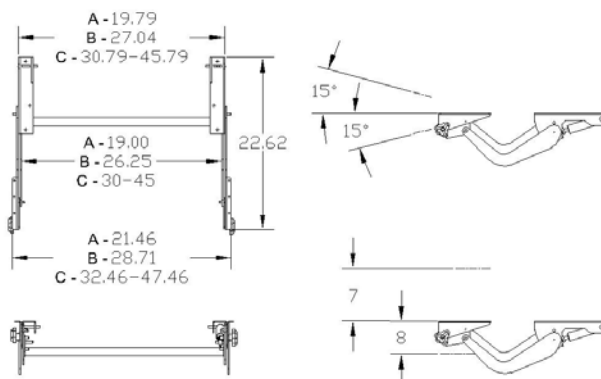
HEIGHT ADJUSTABLE ERGONOMIC ACCESSORIES



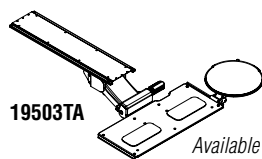
Data Center Keyboard Mechanisms

Sit/Stand height adjustable keyboard arm with paddle actuated spring brake height adjustment and lever for tilt. Variable width configurations, fixed mount application. Available in 19", 26.25" widths. Please contact Customer Service for compatibility on rectangular and corner workstations to insure proper fit.

Model No.	Description	Wt.	List Price
49263	Data Center 19" (A)	22#	\$776
49264	Data Center 26.25" (B)	22#	\$776
49265	Data Center 30"-45" adjustable (C) in 98" or (25mm) increments	22#	\$776



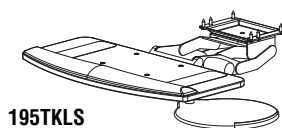
KEYBOARD SUPPORTS



Available in Black Only.

Model No.	Description	Wt.	List Price
19503TA	Combination keyboard/mouse platform 19"W x 8 1/4"D, 9"Dia. mouse platform	15#	\$599

KEYBOARD SUPPORTS



Available in Black or White.

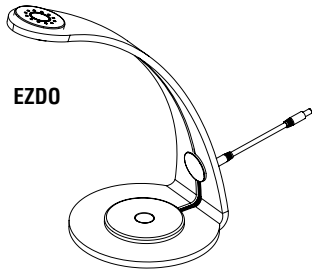
Model No.	Description	Wt.	List Price
195TKLS	Trackless keyboard/mouse platform 19"W x 9 1/4"D, 9 1/2"Dia. mouse platform	14#	\$515

WORKSPACES
DESKS & STORAGE
TABLES
SEATING
HIGH DENSITY STORAGE
MAIL ROOM FURNITURE
TECHNOLOGY FURNITURE
DRAFTING FURNITURE
ACCESSORIES
PRODUCT INDEX

LED TASK LIGHTING



LED TASK LIGHTING – DESKTOP



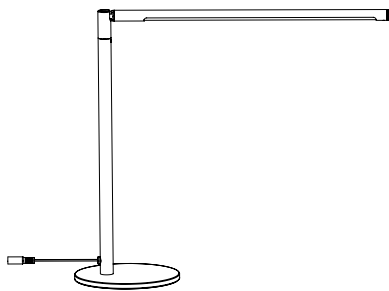
EZDO

- Reduces energy costs and fixed costs associated with expensive overhead bulbs.
- Reduces the need for overhead lighting and eye strain.
- Push button on/off with dimming function.
- CRI 80
- 24 VDC.
- Mercury, Lead and UV free.
- 50,000-hour (20 year) LED life.
- LED Color 3500K.
- UL Listed.

LED CLEAR DESK LIGHT

- Unique contemporary design.
- 13"H with 6 1/4" dia base.
- Multiple illumination levels: white, blue/white combo and blue.
- **Available in Clear Polycarbonate only.**
- Wattage – 4.5 W.

Model No.	Description	Wt.	List Price
EZDO	LED Clear Desk Light	2.5#	\$310

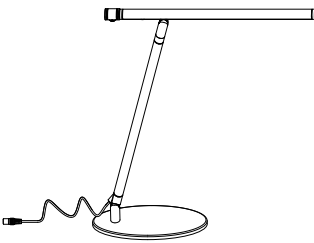


EZDR

LED DESK LIGHT

- Sleek contemporary design.
- Pivoting head and 90° adjustable arm.
- 16"H with 15 3/4" LED Light arm and 6" dia base.
- **Available in Brushed Nickel only.**
- Wattage – 5.6 W.
- Lumens – 390 Lm.

Model No.	Description	Wt.	List Price
EZDR	LED Single Arm Desk Light	3.5#	\$310



EZDM

LED DESK LIGHT

- Design compliments any environment.
- Pivoting post and lamp head
- Optional clamp base and/or occupancy sensor.
- 25.1" max. height with 13.3: LED light arm and 8" x 5.5" oval base.
- **Available in painted Silver finish.**
- Lumens - 220 max.
- Wattage - 5W
- GSA Applicable.

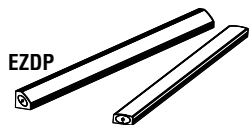
Model No.	Description	Wt.	List Price
EZDM	LED Desk Lamp, Oval Base	7#	\$419
EZDMS	LED Desk Lamp, Oval Base,Occ. Senc	7#	\$499
EZDC	LED Desk Lamp, Clamp Base	7#	\$419
EZDCS	LED Desk Lamp, Clamp Base,Occ. Senc	7#	\$499

LED TASK LIGHTING – UNDER CABINET

Basic

- Fixed, straight mount, linear light with Polycarbonate lens.
- Capacitive Touch ON/OFF switch.
- Includes both wood (screws) and double-sided tape for mounting.
- 6' power cord (Note: Warranty valid only if utilizing provided power supply).
- CRI: 80, 3500K color temperature.
- Lumens - 220 max.
- Wattage - 7.9 W.

Model No.	Description	Wt.	List Price
EZDP	Light, LED 16" Under Cabinet	1#	\$194



EZDP

Enhanced

- 2 length options: 18" and 30" (nominal).
- Fixed Light Bar with on/off switch and frosted lens.
- CRI: ≥ 80: 3500K color temperature.
- 6' power cord (Note: Warranty valid only if utilizing provided power supply).
- Painted Steel shroud conceals light fixture; attaches to undersurface of cabinet. Hardware included. Specify paint finish – White, Tech Silver or Black.
- Includes both magnetic and wood (screws) hardware.
- LED lamp life: 50,000 hours.
- 120° Beam Angle.

Model No.	Description	Dimensions	Wt.	List Price
EZBTL18	LED Under-Cabinet Light – for 24" Shelf	22"L x 1"	5#	\$249
EZBTL30	LED Under-Cabinet Light – for 36" & 48" Shelf	34"L x 1"	5#	\$329



MAYLINE®

TERMS AND CONDITIONS FOR COM (Customer's Own Material)

Note: This applies to Gist™, Commute®, Valoré® TSH1F & TSH2F, Thesis™, select Mercado™ Guest and Escalate Seating, e5™ Cushions; or when customer is providing their own material (COM).

The COM fabric must be approved prior to order fulfillment.

- Complete and submit the authorization request form.
- Provide 8"x8" fabric sample with form.
- Mayline will provide approval once fabric is accepted.

Upon approval, customer to provide yardage and Purchase Order to:

Mayline Company
Attn: COM Dept.
619 North Commerce Street
Sheboygan, WI 53081
Fax: 920-457-7388
Email: orderdesk@mayline.com

Mayline reserves the right to cancel an order at any time if COM is inadequate for any reason. Unless otherwise noted, the thread color that most closely matches the fabric will be used.

Order Size & Lead Times

Orders requesting COM will be assigned a 20 working-day lead time from the date all materials are received by Mayline. For COM orders in excess of 50 chairs or cushions, additional lead time will apply. Please contact Customer Service.

Errors and Omissions

All quotations, acknowledgements and invoices are subject to corrections for any errors and omissions.

Extra Material

Mayline is not responsible for yardage submitted that is in excess of the required amount. Excess material will not be returned and will be discarded.

Cancellations/Change Orders

Orders which have entered any stage of production **may not be changed or cancelled.**

Warranty

Mayline will warrant the furniture components based on their standard warranty. COM textiles are not warranted or covered under CA117 or CA133 approvals.

Fabric Flaws

Mayline is not responsible for defects, inaccuracies, or other flaws in the fabric. Notification will be given in the event flaws are discovered.

Contact COM Department at 920-457-5537, ext. 315, if you have questions.



COM – Customer’s Own Material Order Form (Please Photocopy)

For use with Gist™, Commute®, Valoré® TSH1F & TSH2F, Thesis™, select Mercado™ Guest and Escalate seating and e5™ Cushions.

Please complete this form, attach a fabric swatch, and send a fabric sample (8” by 8”) to:

Mayline Company
 Attn: COM Department
 619 N. Commerce St.
 Sheboygan, WI 53081

Cancellation Policy: COM Orders which have entered any stage of production may not be changed or cancelled.

DATE MAILED: _____

Yardage Request: Yes No (Circle One)
 -- OR --

CUSTOMER INFORMATION:

Customer PO# _____

Company Name _____

Contact _____

Billing address _____

Telephone _____

City _____ State _____ Zip _____

Email Address _____

MATERIAL INFORMATION:

Material Manufacturer _____

Usable width in inches _____

Fabric Name/Number _____

Fabric Source (Mill) _____

Fabric Color _____

Reversible? Yes or No (Circle One)

Pattern Repeat _____

Railroad? Yes or No (Circle One)

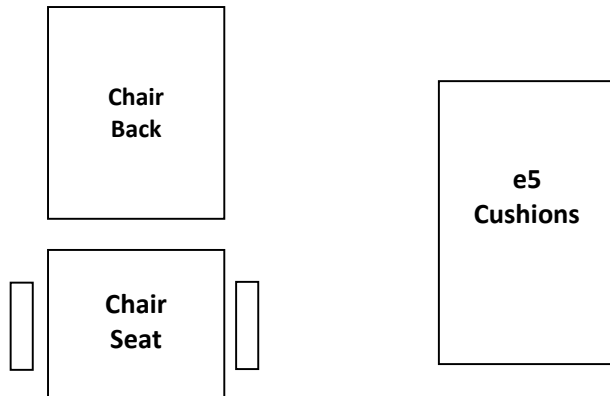
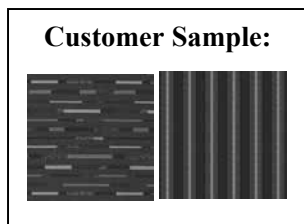
PRODUCT INFORMATION: CIRCLE PRODUCT TYPE *Chair Cushion

***NOTE: Chairs MUST include Carton Quantity below:**

*Commute (1 chair/ctn.) *Gist (1 chair/ctn.) *Valoré TSH1F/TSH2F (2 chairs/ctn.) *Thesis (2 chairs/ctn.)

*Carton Quantity	Model Number	Frame Color for Valoré

Attach swatch to chair to indicate face side and desired direction. (Note: chair back reflects Commute only)



Index

Model No.	Page	List Price	Model No.	Page	List Price	Model No.	Page	List Price
0412P06	298,303,326	\$84	21104	368	\$247	3305416	335,363	\$494
0512P06	298,303,326	\$92	21105	368	\$278	3305420	363	\$515
0515P06	303,326	\$96	21106	368	\$353	3306016	335,363	\$523
0612P06	298,303,326	\$95	21107	368	\$102	3306020	363	\$551
0712P06	298,303,326	\$97	2110MU	101	\$507	3312416	363	\$311
0812P06	298,303,326	\$114	21124	368	\$1321	3312420	363	\$324
0912P06	298,303,326	\$125	21145	368	\$982	3313016	363	\$365
0915P06	303,326	\$145	21148	368	\$2269	3313020	363	\$380
1001VG	95	\$599	21172	368	\$2831	3313616	363	\$411
1001VL	95	\$599	211CNR	368	\$2994	3313620	363	\$427
1002	95	\$419	2140CA	101	\$291	3322421	363	\$350
1003	95	\$385	2160MU	101	\$519	3323021	363	\$365
1005	95	\$199	2200C	267	\$324	3323621	363	\$372
1006	96	\$379	2200FC	267	\$391	3324821	363	\$399
1007	96	\$199	2202418	368	\$186	3326021	363	\$429
1008	96	\$249	2204818	368	\$277	3332416	364	\$327
1010PC	100,245	\$679	2207218	368	\$309	3332420	364	\$335
1012P06	298,303,326	\$133	2300C	267	\$311	3333016	364	\$339
1015HC	101,245	\$1062	2300SC	267	\$491	3333020	364	\$353
1015P06	303,326	\$152	242229	78	\$1348	3333616	364	\$353
1050LT	245	\$314	2424AG	261	\$782	3333620	364	\$364
10550	380	\$61	2424AGL	261	\$913	3352414	365	\$1010
10551	380	\$31	243029	78	\$730	3352414L	365	\$1068
10552	380	\$44	243629	78	\$775	3353014	365	\$1026
10553	380	\$35	244829	78	\$896	3353014L	365	\$1086
10GA	208,213,226,227, 233,245	\$55	246029	78	\$1013	3353614	365	\$1057
1112P06	298,303,326,334	\$140	247229	78	\$1135	3353614L	365	\$1131
1114P06	326	\$153	24801S	370	\$226	3402430	334,335,364	\$497
1114SDP06	326	\$224	2480DSE	370	\$3991	3402430L	364	\$647
1115P06	303,326	\$153	2480DSP	370	\$4478	3402430LE	364	\$918
1212P06	298,303,326	\$142	250100	351,359,368	\$130	3402436	364	\$671
1214P06	326	\$160	250101	351,359,368	\$222	3402436L	364	\$764
1214SDP06	326	\$240	2504K	328	\$190	3402436LE	364	\$1003
1215P06	303,326	\$160	2522	257	\$517	3403030	334,335,364,365	\$563
1218	333	\$138	2528	257	\$529	3403030L	364,365	\$736
1219	336	\$138	2547	258	\$541	3403030LE	364,365	\$1013
12ADJARM	260,261,262	\$171	2J1	382	\$580	3403036	364	\$717
1412P06	298,303,326	\$193	2J100	382	\$9620	3403036L	364	\$980
1415P06	303,326	\$211	2J117	382	\$553	3403036LE	364	\$1093
1505TL	68,75	\$330	2J15	382	\$3183	3403630	335,364	\$623
1515P06	303,326	\$234	2J15D	382	\$3482	3403630L	364	\$808
1612P06	298,303,326	\$224	31124	362	\$2399	3403630LE	364	\$1093
1615P06	303,326	\$252	31148	362	\$4067	3403636	364,365	\$797
1801AG	261	\$1034	3117	376	\$162	3403636L	364,365	\$952
1801AGL	261	\$1163	31172	362	\$6015	3403636LE	364,365	\$1256
19400	19,49,66,83	\$96	3200X	258	\$399	3404830	335,364	\$745
19503ATW	224,340,351, 359	\$599	3202460	334,335,363	\$581	3404830L	364	\$984
19503TA	48,66,88,150,224 335,366,368,389	\$599	3202472	335,363	\$623	3404830LE	364	\$1285
195TKLS	224,351,359, 366,389	\$515	3202484	335,363	\$684	3404836	364	\$893
1J1	382	\$463	3203060	334,335,363	\$597	3404836L	364	\$1156
1J100	382	\$8072	3203072	335,363	\$635	3404836LE	364	\$1530
1J117	382	\$437	3203084	335,363	\$700	3405430	364	\$852
1J15	382	\$2687	3203660	335,363	\$618	3405430L	364	\$1112
1J15D	382	\$2976	3203672	335,363	\$647	3405430LE	364	\$1464
20627R3	376	\$5426	3203684	335,363	\$710	3405436	364	\$1114
20628R3	376	\$5817	3302416	334,335,363	\$207	3405436L	364	\$1305
21100	368	\$118	3302420	363	\$223	3405436LE	364	\$1720
21101	368	\$171	3303016	334,335,363	\$250	3406030	335,364	\$971
21103	368	\$226	3303020	363	\$278	3406030L	364	\$1234
			3303616	335,363	\$322	3406030LE	364	\$1562
			3303620	363	\$339	3406036	364	\$1116
			3304816	335,363	\$467	3406036L	364	\$1450
			3304820	363	\$485	3406036LE	364	\$1914

Index

Model No.	Page	List Price
3407130	364	\$1066
3407130L	364	\$1361
3407130LE	364	\$1545
3407230	335,364	\$1059
3407230L	364	\$1341
3407230LE	364	\$1683
3407236	364	\$1262
3407236L	364	\$1582
3407236LE	364	\$2087
3409030	335,364	\$1341
3409030L	364	\$1725
3409030LE	364	\$2103
3409036	364	\$1561
3409036L	364	\$2027
3409036LE	364	\$2680
3434830	365	\$1087
3434830L	365	\$1321
3434830LE	365	\$1545
3434836	365	\$1207
3434836L	365	\$1444
3434836LE	365	\$1641
350100	334,335,366	\$142
350101	366	\$255
350117	366	\$18
350118	366	\$135
350119	366	\$235
350142	366,368	\$203
350150	366	\$138
350151	366	\$179
350152	366	\$238
350173	366	\$421
350181	366	\$361
350190	246	\$229
350212	334,335,363	\$89
350213L	334,335,363	\$290
350213R	334,335,363	\$290
350214	335,363	\$360
350215	335,363	\$147
350216	363	\$55
350217	365	\$146
350217LE	365	\$146
350218	363	\$48
350220	335,366	\$187
350221	353	\$171
350318	363	\$100
350320L	363	\$290
350320R	363	\$290
350321L	366	\$100
350321R	366	\$100
350325L	363	\$143
350325R	363	\$143
350327L	366	\$102
350327R	366	\$102
350440	367	\$990
350445	367	\$1262
350450	367	\$1328
350460	367	\$896
350465	367	\$1167
350470	367	\$1230
350480	367	\$1117
350485	367	\$1389
350490	367	\$1452
3665DA1	300	\$3713

Model No.	Page	List Price
3665DB1	300	\$3829
3665DC1	300	\$3763
3665DD1	300	\$3767
3665DE1	300	\$3505
3665DX1	302	\$2836
3665NA1	300	\$2830
3665NB1	300	\$2947
3665NC1	300	\$2657
3665ND1	300	\$2886
3665NE1	300	\$2815
3665NX1	302	\$2023
36801S	370	\$268
3680DA1	300	\$4258
3680DB1	300	\$4388
3680DC1	300	\$4039
3680DD1	300	\$4258
3680DE1	300	\$3978
3680DSE	370	\$5246
3680DSP	370	\$5775
3680DX1	302	\$3077
3680NA1	300	\$3299
3680NB1	300	\$3432
3680NC1	300	\$3086
3680ND1	300	\$3300
3680NE1	300	\$3023
3680NX1	302	\$2103
3680WS1	301	\$3213
3680WS1LAM	301	\$3388
3704K	328,336	\$245
38363	295	\$1927
38363K	295	\$1995
3836A3	295	\$2314
3836A3K	295	\$2382
38423	295	\$1993
38423K	295	\$2060
3842A3	295	\$2402
3842A3K	295	\$2470
38483	295	\$2058
38483K	295	\$2127
3848A3	295	\$2496
3848A3K	295	\$2565
3J1	382	\$711
3J100	382	\$11099
3J117	382	\$663
3J15	382	\$3653
3J15D	382	\$3952
4005AG	260,262	\$645
4019AG	260	\$768
4265DA1	300	\$4206
4265DB1	300	\$4392
4265DC1	300	\$4031
4265DD1	300	\$4269
4265DE1	300	\$3802
4265DX1	302	\$3086
4265NA1	300	\$3178
4265NB1	300	\$3417
4265NC1	300	\$3050
4265ND1	300	\$3294
4265NE1	300	\$2836
4265NX1	302	\$2080
4280DA1	300	\$4825
4280DB1	300	\$5083
4280DC1	300	\$4642

Model No.	Page	List Price
4280DD1	300	\$4864
4280DE1	300	\$4528
4280DX1	302	\$3354
4280NA1	300	\$3717
4280NB1	300	\$4015
4280NC1	300	\$3573
4280ND1	300	\$3798
4280NE1	300	\$3245
4280NX1	302	\$2262
4280WS1	301	\$3536
4904K	328,336	\$297
49263	223,389	\$776
49264	223,389	\$776
49265	223,389	\$776
4J1	382	\$1951
4J15D	382	\$10855
4J17	382	\$1680
5000C	267	\$429
5000FC	267	\$401
502STB	222	\$2030
502TB	222	\$2056
503STB	222	\$2101
503TB	222	\$2130
504STB	222	\$2755
504TB	222	\$2796
505L	222	\$2405
505SL	222	\$2348
505STB	222	\$2820
505TB	222	\$2863
505WL	222	\$3152
506STB	222	\$2748
506TB	222	\$2790
507STB	222	\$2748
507TB	222	\$2790
508STB	222	\$2101
508TB	222	\$2130
509STB	222	\$2173
509TB	222	\$2204
510L	222	\$2448
510SL	222	\$2390
510WL	222	\$3212
515L	222	\$2516
515SL	222	\$2457
515WL	222	\$3291
520L	222	\$2654
520SL	222	\$2595
520WL	222	\$3429
52224	218	\$1100
5222448H	218	\$1440
5222448HT	218	\$1440
5222454H	218	\$1535
5222454HT	218	\$1535
5222460H	218	\$1585
5222460HT	218	\$1585
5222466H	218	\$1625
5222466HT	218	\$1625
5222472H	218	\$1685
5222472HT	218	\$1685
52230	218	\$1120
5223048H	218	\$1465
5223048HT	218	\$1465
5223054H	218	\$1565
5223054HT	218	\$1565

Index

Model No.	Page	List Price	Model No.	Page	List Price	Model No.	Page	List Price
5223060H	218	\$1615	53366LH	219	\$2860	6236B3K	294	\$3039
5223060HT	218	\$1615	53366LHT	219	\$2860	62423	294	\$2164
5223066H	218	\$1665	53366SLH	219	\$2760	62423K	294	\$2233
5223066HT	218	\$1665	53366SLHT	219	\$2760	6242A3	294	\$2906
5223072H	218	\$1725	5342DLH	219	\$1945	6242A3K	294	\$2975
5223072HT	218	\$1725	5342DSLH	219	\$1850	6242B3	294	\$3108
523MC	105,219	\$90	5348CLH	219	\$1795	6242B3K	294	\$3175
5242DLH	218	\$1745	5348CLHT	219	\$1795	62483	294	\$2302
5242DSLH	218	\$1700	5348CSLH	219	\$1750	62483K	294	\$2370
5248CLH	218	\$1645	5348CSLHT	219	\$1750	6248A3	294	\$3091
5248CLHT	218	\$1645	5348DLH	219	\$1945	6248A3K	294	\$3161
5248CSLH	218	\$1600	5348DLHT	219	\$1945	6248B3	294	\$3396
5248CSLHT	218	\$1600	5348DSLH	219	\$1900	6248B3K	294	\$3467
5248DLH	218	\$1795	5348DSLHT	219	\$1900	6310C	267	\$606
5248DLHT	218	\$1795	537MP	222	\$128	6310SC	267	\$445
5248DSLH	218	\$1750	543MP	222	\$139	6446AG	261	\$1166
5248DSLHT	218	\$1750	5460L	223	\$5279	6446AGL	261	\$1299
525L	222	\$2704	5470L	223	\$5433	645LT	220	\$1813
525SL	222	\$2648	549MP	222	\$349	645LTL	220	\$1938
5300L	223	\$3949	5560L	223	\$7826	650	221	\$2220
5300SL	223	\$3882	5570L	223	\$8030	650L	221	\$2480
5300WL	223	\$4712	561MP	222	\$388	650LT	220	\$1903
5310L	223	\$4161	562MP	222	\$314	650LTL	220	\$2051
5310SL	223	\$4093	5J1	384	\$562	650S	221	\$2149
5310WL	223	\$4924	5J117	384	\$387	650SL	221	\$2310
5320L	223	\$3432	5J15	384	\$2511	650SW	221	\$2996
5320SL	223	\$3365	5J15D	384	\$2793	650SWL	221	\$3144
5320WL	223	\$4073	6005AG	262	\$311	650W	221	\$3023
53224	218	\$1250	6043	221	\$1500	650WL	221	\$3158
5322448H	219	\$1590	6045	221	\$1500	652LTW	220	\$2408
5322448HT	219	\$1590	6047	221	\$1500	652LTWL	220	\$2552
5322454H	219	\$1685	6049	220	\$1120	655LT	220	\$1894
5322454HT	219	\$1685	604LT	220	\$1655	655LTL	220	\$2030
5322460H	219	\$1735	604LTL	220	\$1783	655LTW	220	\$2542
5322460HT	219	\$1735	605	221	\$1754	655LTWL	220	\$2710
5322466H	219	\$1775	605L	221	\$1916	657LTW	220	\$2570
5322466HT	219	\$1775	605LT	220	\$1706	657LTWL	220	\$2738
5322472H	219	\$1835	605LTL	220	\$1842	670W	221	\$3186
5322472HT	219	\$1835	605LTW	220	\$2324	670WL	221	\$3420
53230	218	\$1270	605LTWL	220	\$2460	680W	221	\$3458
5323048H	219	\$1615	605W	221	\$2646	680WL	221	\$3708
5323048HT	219	\$1615	605WL	221	\$2833	685LTW	220	\$2481
5323054H	219	\$1715	609LT	220	\$1755	685LTWL	220	\$2621
5323054HT	219	\$1715	609LTL	220	\$1890	687LTW	220	\$2508
5323060H	219	\$1765	610	221	\$1775	687LTWL	220	\$2647
5323060HT	219	\$1765	610L	221	\$1997	690W	221	\$3638
5323066H	219	\$1815	610LT	220	\$1787	690WL	221	\$3887
5323066HT	219	\$1815	610LTL	220	\$1932	6J1	384	\$679
5323072H	219	\$1870	610LTW	220	\$2368	6J117	384	\$427
5323072HT	219	\$1870	610LTWL	220	\$2514	6J15	384	\$2875
5330L	223	\$3432	610W	221	\$2722	6J15D	384	\$3171
5330SL	223	\$3365	610WL	221	\$2905	700	344	\$1373
5330WL	223	\$4073	615	221	\$1846	70024	344	\$1363
53324	219	\$1920	615L	221	\$2076	70024B	344	\$1599
53330	219	\$1950	615S	221	\$1775	70024BN	344	\$1568
53346LLH	219	\$2572	615SL	221	\$1937	70024E	344	\$1630
53346LHT	219	\$2572	615W	221	\$2765	70024H	344	\$1385
53346LRH	219	\$2572	615WL	221	\$2997	70024S	344	\$3311
53346LRHT	219	\$2572	62363	294	\$2076	700B	344	\$1740
53346SLLH	219	\$2472	62363K	294	\$2145	700B02	343	\$1485
53346SLLHT	219	\$2472	6236A3	294	\$2776	700B03	344	\$1668
53346SLRH	219	\$2472	6236A3K	294	\$2844	700BHA	350	\$4871
53346SLRHT	219	\$2472	6236B3	294	\$2970	700BN	344	\$1706

WORKSPACES
DESKS & STORAGE
TABLES
SEATING
HIGH DENSITY STORAGE
MAIL ROOM FURNITURE
TECHNOLOGY FURNITURE
DRAFTING FURNITURE
ACCESSORIES
PRODUCT INDEX

Index

Model No.	Page	List Price
700BN01	343	\$1292
700BN02	343	\$1485
700BN03	344	\$1635
700E	344	\$1853
700E01	343	\$1474
700E02	344	\$1668
700H	340,341,342,344	\$1516
700H01	343	\$1206
700H02	344	\$1404
700HHA	350	\$4650
700L01	343	\$1091
700L02	344	\$1235
700S	344	\$3311
700S01	343	\$2858
700S02	344	\$3162
700S03	344	\$3162
701	344	\$1469
701B	344	\$1787
701B02	343	\$1523
701B03	344	\$1711
701BCR	345	\$1977
701BN	344	\$1752
701BN01	344	\$1421
701BN02	343	\$1523
701BN03	344	\$1677
701BNCR	345	\$1977
701E	344	\$2029
701E01	343	\$1614
701E03	344	\$1826
701ECR	345	\$1994
701H	344	\$1580
701H02	343	\$1256
701H03	344	\$1422
701HCR	345	\$1750
701L01	343	\$1168
701L03	344	\$1322
701LCR	345	\$1621
701S	344	\$3311
701S01	343	\$2858
702	344	\$1516
7024B01	343	\$1292
7024E01	343	\$1296
7024H01	343	\$1102
7024L01	343	\$1083
7024S01	343	\$2858
702B	344	\$2268
702BN	344	\$2224
702E	344	\$2472
702H	344	\$1630
702S	344	\$3489
703	345	\$1630
703B	345	\$2315
703BN	345	\$2270
703E	345	\$2489
703H	345	\$1772
703S	345	\$3648
704	346	\$1787
704B	346	\$3609
704BCR	345	\$1722
704BN	346	\$3375
704BNCR	345	\$1722
704E	346	\$2460
704ECR	345	\$1724

Model No.	Page	List Price
704H	346	\$1930
704HCR	345	\$1465
704LCR	345	\$1440
705	347	\$651
70502	347	\$469
70503	347	\$512
70505	347	\$489
70524	347	\$780
705B01	343	\$1574
705B02	343	\$1614
705BCR	345	\$1837
705BN01	343	\$1543
705BN02	343	\$1582
705BN03	343	\$1369
705BNCR	345	\$1837
705E01	343	\$1568
705E02	343	\$1717
705ECR	345	\$1846
705H01	343	\$1282
705H02	343	\$1336
705HCR	345	\$1645
705L01	343	\$1161
705L02	343	\$1242
705LCR	345	\$1554
705S01	343	\$2959
705S02	343	\$2959
706	347	\$703
70602	347	\$489
70603	347	\$566
70605	347	\$520
70624	347	\$821
707	340,341,342, 347,361	\$799
70702	347	\$508
70703	347	\$610
70705	347	\$564
70724	347	\$862
708	347	\$717
709	347	\$792
710	340,341,347	\$853
711	347	\$792
71101	347	\$1352
712	347	\$864
71202	347	\$1423
7124B01	343	\$1369
7124E01	343	\$1379
7124H01	343	\$1172
7124L01	343	\$1153
7124S01	343	\$2959
713	340,341,347	\$936
71303	347	\$1520
714	347	\$1178
71401	347	\$811
71402	347	\$852
71403	347	\$903
715	347	\$1224
71501	347	\$1346
71502	347	\$1275
71503	342,347	\$1443
716	340,341,347	\$1341
71601	347	\$842
71603	347	\$893
71604	347	\$944

Model No.	Page	List Price
717	348	\$588
71712	348	\$441
71712E	348	\$576
71712H	348	\$495
71736	348	\$565
7173612	348	\$416
7173612E	348	\$538
7173612H	348	\$470
71736E	348	\$731
71736H	348	\$640
71736T	348	\$705
71736TE	348	\$871
71736TH	348	\$774
717E	348	\$768
717H	340,341,342,348	\$660
717T	348	\$734
717TE	348	\$924
717TH	348	\$808
718	348	\$660
71812	348	\$495
71812E	348	\$657
71812H	348	\$551
718E	348	\$876
718H	341,348,361	\$734
718T	348	\$808
718TE	348	\$1000
718TH	348	\$876
719	348	\$734
71912	348	\$551
71912E	348	\$694
71912H	348	\$606
719E	348	\$924
719H	341,348	\$808
719T	348	\$876
719TE	348	\$1117
719TH	348	\$952
720	349	\$1026
72012	342	\$770
72012E	349	\$925
72012H	342,349	\$824
72024	349	\$812
7202412	349	\$609
7202412E	349	\$760
7202412H	349	\$665
72024E	349	\$1013
72024H	349	\$886
72030	349	\$870
7203012	349	\$653
7203012E	349	\$804
7203012H	349	\$707
72030E	349	\$1071
72030H	349	\$942
72036	349	\$925
7203612	349	\$694
7203612E	349	\$846
7203612H	349	\$748
72036E	349	\$1127
72036H	349	\$997
720E	349	\$1233
720H	340,341,349	\$1099
721	340,349	\$317
721872	244	\$218
72196	349	\$489

Index

Model No.	Page	List Price	Model No.	Page	List Price	Model No.	Page	List Price
721C	349	\$327	72824BN	345	\$2032	73623	349	\$292
722	340,349	\$343	72824E	345	\$2440	73624	346	\$1888
7224B01	344	\$1449	72824H	345	\$1582	73624B	346	\$2955
7224E01	344	\$1467	72824S	345	\$3648	73624BN	346	\$2955
7224H01	344	\$1246	728B	345	\$2292	73624E	346	\$2498
7224L01	344	\$1226	728BHA	350	\$5410	73624H	346	\$2061
7224S01	344	\$3162	728BN	345	\$2247	736B	346	\$3365
722C	349	\$353	728E	345	\$2460	736B01	346	\$3531
723	340,349	\$403	728H	340,341,345	\$1676	736BN	346	\$3365
723C	349	\$413	728HHA	350	\$4810	736BN01	346	\$3531
724	353	\$781	728S	345	\$3648	736E	346	\$2621
72412	349	\$132	729	346	\$1692	736E01	346	\$2686
72423	349	\$267	72924	346	\$1670	736H	346	\$2168
72436	353	\$709	72924B	346	\$2917	736H01	346	\$2253
725	353	\$852	72924BN	346	\$2917	736L01	346	\$2034
7250A	378	\$264	72924E	346	\$2271	737	351	\$94
7251A	378	\$281	72924E07	346	\$2699	738	341,342,349	\$207
7251ASE	378	\$411	72924H	346	\$1913	738C	349	\$217
7251SE	379	\$288	72924H05	346	\$2231	739	341,349	\$254
7252A	378	\$297	72924H07	346	\$2231	739C	349	\$264
7252ASE	378	\$431	72924L05	346	\$2106	740	341,349	\$287
7252SE	379	\$307	72924L07	346	\$2106	74096	342,349	\$336
7253A	378	\$312	729B	346	\$3512	740C	342,349	\$297
7253ASE	378	\$442	729BN	346	\$3268	741	349	\$1121
7253SE	379	\$345	729E	346	\$2315	74112	349	\$840
7255A	378	\$413	729E05	346	\$2804	74112E	349	\$1001
7255ASE	378	\$562	729E07	346	\$2804	74112H	349	\$899
7255SE	379	\$412	729E08	346	\$2898	741E	349	\$1334
726	353	\$876	729E09	346	\$2898	741H	349	\$1199
7260A	377	\$281	729H	340,341,346	\$1930	742	353	\$212
7261A	377	\$297	729H05	342,346	\$2336	74324B	346	\$5707
7261ASE	378	\$440	729H07	346	\$2336	74324BN	346	\$5707
7262A	377	\$312	729H08	346	\$2441	7436B	346	\$5936
7262ASE	378	\$459	729H09	346	\$2441	7436BN	346	\$5936
7263A	377	\$332	729L05	346	\$2208	743B	346	\$5789
7263ASE	378	\$475	729L07	346	\$2208	743BN	346	\$5789
7265A	377	\$432	729L08	346	\$2310	744	340,342,355	\$247
7265ASE	378	\$576	729L09	346	\$2310	7441F	355	\$342
727	344	\$1421	730	351	\$514	74424	355	\$285
7271A	377	\$386	73012	349	\$150	744242S	355	\$475
7271ASE	377	\$502	7301A	379	\$102	7442C	355	\$295
72724	344	\$1415	7301B	379	\$108	7442C2S	355	\$463
72724B	344	\$1928	7301C	379	\$117	7442FC	355	\$326
72724BN	344	\$1890	73023	349	\$279	7442S	355	\$310
72724E	344	\$2131	7302A	379	\$124	7446C	355	\$250
72724H	344	\$1534	7302B	379	\$131	7446C2S	355	\$469
72724S	344	\$3489	7302C	379	\$135	7446FC	355	\$302
7272A	377	\$404	7302D	378	\$172	744C	355	\$242
7272ASE	377	\$534	7305	379	\$55	744C2S	355	\$297
7273A	377	\$460	7306	379	\$47	744F	355	\$307
7273ASE	377	\$602	7307	379	\$112	744FC	355	\$298
7275A	377	\$605	7308	379	\$47	745	355	\$291
7275ASE	377	\$801	731	351	\$573	7451F	355	\$398
727B	344	\$2243	732	351	\$659	7452C	355	\$341
727BHA	350	\$5365	733	342,347	\$122	7452C2S	355	\$520
727BN	344	\$2199	73303	347	\$66	7452FC	355	\$381
727E	344	\$2439	7355100	379	\$98	7452S	355	\$371
727H	340,341,344	\$1564	7355300	379	\$263	74536	355	\$330
727HHA	350	\$4765	7355A	379	\$32	745362S	355	\$532
727S	344	\$3489	7355B	379	\$43	7456C	355	\$294
728	345	\$1531	7355C	379	\$57	7456C2S	355	\$527
72824	345	\$1455	736	346	\$1940	7456FC	355	\$344
72824B	345	\$2073	73612	349	\$170	745C	355	\$286

Index

Model No.	Page	List Price
745C2S	355	\$341
745F	355	\$348
745FC	355	\$341
746	342,355	\$352
7461F	355	\$463
7462C	355	\$394
7462C2S	355	\$626
7462FC	355	\$446
7462S	355	\$428
74648	355	\$384
746482S	355	\$638
7466C	355	\$356
7466C2S	355	\$581
7466FC	355	\$415
746C	355	\$347
746C2S	355	\$465
746F	342,355	\$421
746FC	342,355	\$410
747	355	\$266
7472S	355	\$491
747F	355	\$320
748	355	\$311
7482S	355	\$549
748F	355	\$374
749	355	\$364
7492S	355	\$608
749F	355	\$438
750	355	\$66
7501	355	\$86
751	355	\$72
752	340,354	\$247
7522C	354	\$256
7526C	354	\$256
752C	354	\$247
753	354	\$291
7532C	354	\$300
7536C	354	\$300
753C	354	\$291
754	354	\$338
7542C	354	\$344
7546C	354	\$344
754C	354	\$338
755	340,354	\$266
756	354	\$311
757	354	\$347
75724	354	\$276
75730	354	\$321
75736	354	\$357
758	340,352	\$88
759	340,352	\$100
75901	352	\$111
760	347	\$1229
761	347	\$1301
762	347	\$1382
763	340,342,352	\$822
764	340,352	\$1029
76402	352	\$1170
765	342,351,360	\$310
76501	351	\$411
76502	351	\$411
76503	351	\$399
76504	351	\$399
76507	351	\$395

Model No.	Page	List Price
76508	351	\$385
76509	351	\$295
76510	351	\$295
76511	351	\$295
7667	384	\$2863
7668	384	\$3301
7669	384	\$3915
767	340,351	\$351
7677	384	\$5724
7678	384	\$5979
7679	384	\$7099
768	340,351	\$424
769	351	\$442
770048	244	\$252
770060	244	\$377
770072	244	\$527
7706	375	\$2879
7706A	375	\$3194
7706B	375	\$3354
7707	375	\$3105
7707A	375	\$3419
7707B	375	\$3598
7717C	385	\$2453
7717U	385	\$667
7717W	385	\$639
7718C	385	\$2644
7718U	385	\$863
7718W	385	\$710
7719C	385	\$3497
7719U	385	\$1059
7719W	385	\$826
7724	375	\$1320
772448	244	\$147
7724A	375	\$1573
7724B	375	\$1676
7724WC	244	\$429
7726	375	\$1345
7726A	375	\$1609
7726B	375	\$1722
773060	244	\$197
773072	244	\$229
773096	244	\$313
7730WC	244	\$519
7732	372	\$1343
7732A	372	\$1563
7734	372	\$1441
7734A	372	\$1676
7734B	372	\$1822
7734BLT	376	\$7063
7736	372	\$1518
7736A	372	\$1718
7736B	372	\$1934
7736BLT	376	\$7462
7737	372	\$1839
7737A	372	\$1897
7737B	372	\$2080
7738	372	\$2017
7738A	372	\$2158
7738B	372	\$2354
7739	372	\$2241
7739A	372	\$2321
7739B	372	\$2569
7744BP	350	\$1711

Model No.	Page	List Price
7744BR	350	\$1711
7744EP	350	\$1823
7744ER	350	\$1823
7744HP	350	\$1485
7744HR	350	\$1485
7744P	350	\$1342
7744R	350	\$1342
7745BP	350	\$1756
7745BR	350	\$1756
7745EP	350	\$2008
7745ER	350	\$2008
7745HP	350	\$1549
7745HR	350	\$1549
7745P	350	\$1438
7745R	350	\$1438
7746BP	350	\$2212
7746BR	350	\$2212
7746EP	350	\$2408
7746ER	350	\$2408
7746HP	350	\$1533
7746HR	350	\$1533
7746P	350	\$1390
7746R	350	\$1390
7747BP	350	\$2238
7747BR	350	\$2238
7747EP	350	\$2442
7747ER	350	\$2442
7747HP	350	\$1599
7747HR	350	\$1599
7747P	350	\$1485
7747R	350	\$1485
7748BP	350	\$2261
7748BR	350	\$2261
7748EP	350	\$2430
7748ER	350	\$2430
7748HP	350	\$1645
7748HR	350	\$1645
7748P	350	\$1500
7748R	350	\$1500
7749BP	350	\$2254
7749BR	350	\$2254
7749EP	350	\$2458
7749ER	350	\$2458
7749HP	350	\$1741
7749HR	350	\$1741
7749P	350	\$1599
7749R	350	\$1599
775	353	\$78
776	353	\$84
7760	240,374	\$2306
77636	353	\$91
7764	383	\$1505
7767	240,374,383,384	\$2431
77671	383	\$1542
7767D	383	\$2717
7767U	240,374,383	\$562
7767W	240,374,383,384	\$387
7768	383	\$2786
7768D	383	\$3081
7768U	383	\$679
7768W	383,384	\$427
7769	383	\$3367
7769D	383	\$3655

Index

Model No.	Page	List Price	Model No.	Page	List Price	Model No.	Page	List Price
7769U	383	\$877	79636H	345	\$2966	83423K	294	\$2688
7769W	383,384	\$517	79636S	345	\$3923	8342A3	294	\$3648
777	340,353	\$310	7965	383	\$66	8342A3K	294	\$3716
7772	372	\$2186	7967	383	\$4667	8342B3	294	\$3780
7772A	372	\$2567	7967D	383	\$5273	8342B3K	294	\$3849
7773	372	\$2374	7968	383	\$5285	83483	294	\$2809
77730	353	\$189	7968D	383	\$5985	83483K	294	\$2876
77736	353	\$226	7969	383	\$6356	8348A3	294	\$3866
7773A	372	\$2757	7969D	383	\$7227	8348A3K	294	\$3934
7774	373	\$2201	797	348	\$526	8348B3	294	\$4075
7774A	373	\$2571	79712	348	\$395	8348B3K	294	\$4143
7774B	373	\$2686	79712E	348	\$503	8350MR	100	\$636
7774L	373	\$2331	79712H	348	\$448	8432SO	100	\$576
7774LA	373	\$2709	7977C	381	\$4158	8693B	376	\$5590
7774LB	373	\$2909	7977D	381	\$4696	8694B	376	\$5997
778	340,353	\$373	7978C	381	\$4333	8696B	376	\$6141
779	340,353	\$456	7978D	381	\$4907	8697B	376	\$6305
77CRND	244	\$462	7979C	381	\$5156	90145	302,327,336	\$29
780	353	\$132	7979D	381	\$5861	90154	327	\$5
781	353	\$175	797E	348	\$670	90155	327	\$5
782	353	\$237	797H	340,348	\$598	90225	335	\$175
783	354	\$132	797H02	352	\$231	905	97	\$754
784	354	\$237	797T	348	\$628	90J006	383	\$112
785	354	\$157	797TE	348	\$774	911085	296	\$55
786	354	\$256	797TH	348	\$701	911785	302,327,336	\$46
7867C	381	\$1970	798	348	\$546	911884	327	\$5
7867D	381	\$2188	79812	348	\$409	911885	327	\$5
7867W	381	\$343	79812E	348	\$518	922VEL	302,327,336	\$53
7868C	381	\$2290	79812H	348	\$464	925	97	\$562
7868D	381	\$2508	798E	348	\$691	9301	380	\$1002
7868W	381	\$381	798H	348	\$618	9302	380	\$1077
7869C	381	\$2731	798T	348	\$670	9303	380	\$1147
7869D	381	\$2951	798TE	348	\$818	9304	380	\$1284
7869W	381	\$459	798TH	340,348	\$742	9305	380	\$1372
787	351,359,365	\$87	799	353	\$184	9308	380	\$382
7877	381,384	\$792	7J1	384	\$877	9309	380	\$109
7878	381,384	\$896	7J117	384	\$517	9309H	380	\$455
7879	381,384	\$988	7J15	384	\$3447	9311	380	\$635
788	351,359,365	\$91	7J15D	387	\$3744	9312	380	\$705
789	351,359,365	\$157	8022448EH	224	\$1971	9313	380	\$782
7890X	381,382,383,384	\$332	8022454EH	224	\$2065	9314	380	\$920
7890Y	381,382,383,384	\$711	8022460EH	224	\$2115	9315	380	\$1011
790	346	\$61	8022466EH	224	\$2155	9319	380	\$110
791	340,353	\$781	8022472EH	224	\$2215	9321	380	\$1575
79136	353	\$709	80224M	224	\$1630	9322	380	\$1643
792	340,353	\$852	8023048EH	224	\$2010	9323	380	\$1716
793	340,353	\$876	8023054EH	224	\$2080	9324	380	\$1855
79624	345	\$2370	8023060EH	224	\$2165	9325	380	\$1946
79624B	345	\$2594	8023066EH	224	\$2225	9329	380	\$749
79624BN	345	\$2543	8023072EH	224	\$2275	9329H	380	\$1038
79624E	345	\$2836	80230M	224	\$1670	93316	380	\$264
79624H	345	\$2416	8100TD	100	\$562	93326	380	\$301
79624S	345	\$3923	8109C	376	\$342	93336	380	\$332
79630	345	\$2498	8111C	376	\$332	93346	380	\$402
79630B	345	\$2799	8115C	376	\$495	93356	380	\$444
79630BN	345	\$2744	81370A6	376	\$4517	9413AG	259	\$1017
79630E	345	\$3058	83363	294	\$2363	9413AGL	259	\$1185
79630H	342,345	\$2714	83363K	294	\$2431	9414AG	259	\$896
79630S	345	\$3923	8336A3	294	\$3360	9429	380	\$806
79636	345	\$2555	8336A3K	294	\$3470	945	97	\$210
79636B	345	\$3058	8336B3	294	\$3595	946	98	\$210
79636BN	345	\$2998	8336B3K	294	\$3662	947	98	\$210
79636E	345	\$3311	83423	294	\$2620	948	98	\$210

Index

Model No.	Page	List Price
950	98	\$210
9501V	379	\$86
9503V	379	\$113
9504V	379	\$175
9506V	379	\$201
9507V	379	\$241
9511V	379	\$107
9552	379	\$31
971	98	\$259
972	99	\$346
973	99	\$346
992	99	\$389
993	97	\$235
994	97	\$259
995	97	\$272
9P600	314	\$185
9P610	314	\$235
9P620	314	\$402
9P810	385	\$1572
A35CH5	286	\$131
A7737	366	\$12
A8357	358,361	\$397
A8391	358	\$190
A9128	358	\$199
A9159	360	\$14
A9273	358	\$796
A9283	361	\$180
A9286	358,361	\$512
A9288	358	\$775
A9289	358,361	\$727
A9290	360	\$71
A9337	360,361	\$73
A9338	360	\$166
A9349	358	\$445
A9350	358,361	\$772
A9351	358	\$102
A9352	358	\$190
A9353	358,361	\$696
AB2S36	132	\$465
AB3S36	132,137	\$567
AB5S36	132,139	\$683
ABD6642	127	\$830
ABD7242	127,135,136	\$873
ABQ2	139,149	\$289
ABTDS60	127	\$763
ABTDS66	127	\$775
ABTDS72	127	\$787
ACASTK	333	\$366
ACB4224	128,135,136	\$347
ACB4824	128,135,136	\$376
ACD	105,109,110,111, 112,113,116,118, 119,120,121,122, 123,124,125,126, 131,140,142,184,194	\$174
ACD6024	127	\$552
ACD6624	127	\$582
ACD7224	127,135,136,137	\$610
ACLF36	130,135,136,137	\$800
ACTB10	134,139	\$1684
ACTB12	134,139	\$2014
ACTB18	134	\$3466
ACTB6	134	\$960

Model No.	Page	List Price
ACTB8	134	\$1393
ACTR42	134	\$678
ADB3	328	\$399
ADB4	328	\$492
ADB5	328	\$602
ADB6	328	\$632
ADR2	333	\$265
ADR2LAM	333	\$320
ADR33	333	\$357
ADR33LAM	333	\$478
ADR34	333	\$399
ADR34LAM	333	\$505
ADR35	333	\$430
ADR35LAM	333	\$519
ADR36	333	\$461
ADR36LAM	333	\$547
ADRW2K	333	\$427
AEC72L	128,137	\$975
AEC72R	128,137	\$975
AFF20	129,136,137,138	\$552
AFF26	129,138	\$625
AFLF30	130	\$945
AFLF36	130,136,138	\$1017
AFTP60	132,143	\$158
AFTP66	132,143	\$174
AFTP72	132,137,143,145	\$203
AGDC	133,138,139	\$945
AHG72	131,136,138	\$1017
AHPM	132,136,138	\$203
AHW60	131	\$639
AHW66	131	\$683
AHW72	131,135,136,137	\$727
AITB3L2	306	\$5669
AL	257	\$636
ALC	133,138,139,149	\$1310
ALCT	134,139,144	\$522
AMDV	307	\$44
AMK20	129,137	\$145
AP3017	332,334	\$675
AP3024	332	\$707
AP3617	332	\$692
AP3624	332	\$730
AP4817	332	\$752
AP4824	332	\$824
AP6017	332	\$823
AP6024	332	\$900
AP7217	332	\$917
AP7224	332	\$1009
APBBF20	129,135,136,137	\$582
APBBF26	129,135,136,138	\$653
APBF20	129,135,136, 137,138	\$430
APBF26	129,135,138	\$479
APED1	330	\$920
APR6030	128,137	\$576
APST	133,137	\$1164
APT7236	128,136,137	\$842
AR36	303	\$195
AR3624	128,137	\$363
AR42	303	\$211
AR4224	128	\$393
AR4824	128,136,137,138	\$436
ARC12CB	308	\$59

Model No.	Page	List Price
ARC12P	308	\$16
ARC15CB	308	\$63
ARC15P	308	\$22
ARC2412HFK	307	\$128
ARC2412ROD105	308	\$323
ARC2412ROD120	308	\$358
ARC2412ROD60	308	\$271
ARC2412ROD75	308	\$283
ARC2412ROD90	308	\$295
ARC2412ROHF	307	\$271
ARC2412ROSLF	307	\$271
ARC2412RS	307	\$271
ARC2412SLF	307	\$65
ARC24403A	304	\$1879
ARC24403EA	305	\$1597
ARC24403ES	305	\$1947
ARC24403S	304	\$2227
ARC2440BTB	309	\$105
ARC2440CP	309	\$135
ARC2440EP	309	\$393
ARC2440WCS	309	\$89
ARC24504A	304	\$2213
ARC24504EA	305	\$1720
ARC24504ES	305	\$2007
ARC24504S	304	\$2482
ARC2450BTB	309	\$105
ARC2450CP	309	\$141
ARC2450EP	309	\$406
ARC2450WCS	309	\$89
ARC24615A	304	\$2265
ARC24615EA	305	\$1800
ARC24615ES	305	\$2070
ARC24615S	304	\$2550
ARC2461BTB	309	\$105
ARC2461CP	309	\$150
ARC2461EP	309	\$422
ARC2461WCS	309	\$89
ARC24726A	304	\$2958
ARC24726EA	305	\$2297
ARC24726ES	305	\$2563
ARC24726S	304	\$3226
ARC2472BTB	309	\$105
ARC2472CP	309	\$157
ARC2472EP	309	\$436
ARC2472WCS	309	\$89
ARC24827A	304	\$3357
ARC24827EA	305	\$2575
ARC24827ES	305	\$2871
ARC24827S	304	\$3653
ARC2482BTB	309	\$123
ARC2482CP	309	\$173
ARC2482EP	309	\$490
ARC2482WCS	309	\$105
ARC24938A	304	\$3776
ARC24938EA	305	\$2884
ARC24938ES	305	\$3197
ARC24938S	304	\$4099
ARC2493BTB	309	\$139
ARC2493CP	309	\$199
ARC2493EP	309	\$546
ARC2493WCS	309	\$123
ARC3015HFK	307	\$170
ARC3015ROD105	308	\$351

Index

Model No.	Page	List Price	Model No.	Page	List Price	Model No.	Page	List Price
ARC3015ROD120	308	\$384	ARRS	133,138	\$230	BT25	148	\$4397
ARC3015ROD60	308	\$323	ARS36	303	\$610	BT26	148	\$4633
ARC3015ROD75	308	\$330	ARS42	303	\$643	BT27	148	\$1207
ARC3015ROD90	308	\$307	AS36F	302	\$195	BT28	149	\$1967
ARC3015ROHF	307	\$290	AS42F	302	\$212	BT31	149	\$5293
ARC3015ROSLF	307	\$309	ASC	133,138,139	\$727	BT32	149	\$3563
ARC3015RS	307	\$284	AT1	135	\$3184	BT4	145	\$2673
ARC3015SLF	307	\$81	AT10	136	\$5186	BT5	145	\$2927
ARC30403A	304	\$2367	AT11	136	\$1709	BT7	146	\$3586
ARC30403EA	305	\$2041	AT14	136	\$1828	BT9	146	\$5479
ARC30403ES	305	\$2390	AT17	137	\$6689	BTB3624	140,147	\$190
ARC30403S	304	\$2713	AT18	137	\$8795	BTB3S36	143,148	\$399
ARC3040BTB	309	\$105	AT2	135	\$3748	BTB4224	140,145,146	\$211
ARC3040CP	309	\$141	AT22	137	\$3629	BTB4824	140,145,147	\$232
ARC3040EP	309	\$406	AT24	137	\$1913	BTB4S36	143,146	\$494
ARC3040WCS	309	\$89	AT3	135	\$3065	BTB5S36	143,149	\$595
ARC30504A	304	\$2548	AT34	138	\$2994	BTBBF20M	141,148	\$464
ARC30504EA	305	\$2070	AT35	138	\$8111	BTBD7239	140,145,146	\$538
ARC30504ES	305	\$2460	AT36	138	\$3014	BTBF20	141,145,146, 147,148,149	\$346
ARC30504S	304	\$2940	AT37	138	\$4855	BTCD6024	140	\$356
ARC3050BTB	309	\$105	AT39	139	\$4473	BTCD6624	140	\$378
ARC3050CP	309	\$150	AT4	135	\$3495	BTCD7224	140,145,146, 147,148	\$405
ARC3050EP	309	\$422	AT40	139	\$5574	BTCT6	144	\$493
ARC3050WCS	309	\$89	AT5	136	\$4082	BTCT8	144,149	\$774
ARC30615A	304	\$2856	ATB3FK	328	\$376	BTCTR48	144	\$412
ARC30615EA	305	\$2223	ATB4FK	328	\$451	BTDHG72	142,146,147	\$826
ARC30615ES	305	\$2511	ATB5FK	328	\$526	BTF20M	141	\$415
ARC30615S	304	\$3145	ATB6FK	328	\$572	BTFLF36	141,145,146	\$803
ARC3061BTB	309	\$105	AVPB	108,134,139,144,149	\$901	BTGDC	143,146,149	\$698
ARC3061CP	309	\$158	AVPM	132,136	\$203	BTHW60	142	\$563
ARC3061EP	309	\$436	AWG72	131,138	\$716	BTHW66	142	\$597
ARC3061WCS	309	\$89	AWMK	286	\$52	BTHW72	142,145,148	\$624
ARC30726A	304	\$3758	B2BB10	255	\$925	BTPT7236	141,147,148	\$700
ARC30726EA	305	\$2842	B2BB2	255	\$605	BTR3624	140,146	\$238
ARC30726ES	305	\$3159	B2BB3	255	\$646	BTR4224	140	\$258
ARC30726S	304	\$4077	B2BB4	255	\$685	BTR4824	140,147,148,149	\$274
ARC3072BTB	309	\$105	B2BB5	255	\$725	BTRD6030	140	\$395
ARC3072CP	309	\$166	B2BB6	255	\$766	BTRD6630	140	\$420
ARC3072EP	309	\$490	B2BB7	255	\$805	BTRD7230	140,146	\$458
ARC3072WCS	309	\$89	B2BB8	255	\$846	BTRD7236	140,145,146, 148,149	\$517
ARC30827A	304	\$4169	B2BB9	255	\$886	BTRDTC	144,148,149	\$344
ARC30827EA	305	\$3187	B2BBX	255	\$666	BTRRS2	144,149	\$140
ARC30827ES	305	\$3536	B3BB10	255	\$994	BTSC	143,146,149	\$420
ARC30827S	304	\$4530	B3BB2	255	\$674	BU4B	265	\$569
ARC3082BTB	309	\$123	B3BB3	255	\$714	BU4W	265	\$569
ARC3082CP	309	\$184	B3BB4	255	\$754	BU5B	265	\$589
ARC3082EP	309	\$507	B3BB5	255	\$794	BU5W	265	\$589
ARC3082WCS	309	\$105	B3BB6	255	\$834	C1131	63	\$1225
ARC30938A	304	\$4746	B3BB7	255	\$875	C1131N	63	\$1179
ARC30938EA	305	\$3540	B3BB8	255	\$914	C1133	63	\$1225
ARC30938ES	305	\$3966	B3BB9	255	\$954	C1133N	63	\$1179
ARC30938S	304	\$5103	B3BBX	255	\$741	C1136	63	\$738
ARC3093BTB	309	\$139	BC3629	183,188	\$555	C1136N	63	\$694
ARC3093CP	309	\$213	BC3668	183	\$963	C1141	63	\$1246
ARC3093EP	309	\$582	BR2448	181,186,187	\$398	C1141N	63	\$1202
ARC3093WCS	309	\$123	BT1	145	\$2306	C1142	64	\$1762
ARCPS2412	307	\$157	BT10	146	\$1976	C1142N	64	\$1717
ARCPS3015	307	\$184	BT12	146	\$1447	C1143	63	\$1246
ARD6030	127	\$610	BT19	147	\$1320	C1143N	63	\$1202
ARD6630	127	\$653	BT2	145	\$1867	C1144	64	\$1762
ARD7230	127,138	\$699	BT20	147	\$1337			
ARD7236	127,135,138	\$756	BT21	147	\$1641			
ARDTC	133,138	\$683	BT23	147	\$2467			

WORKSPACES
DESKS & STORAGE
TABLES
SEATING
HIGH DENSITY STORAGE
MAIL ROOM FURNITURE
TECHNOLOGY FURNITURE
DRAFTING FURNITURE
ACCESSORIES
PRODUCT INDEX

Index

Model No.	Page	List Price
C1144N	64	\$1717
C1145	64	\$1762
C1145N	64	\$1717
C1146	63	\$783
C1146N	63	\$738
C1151	63	\$1275
C1151N	63	\$1223
C1152	64	\$1790
C1152N	64	\$1745
C1153	63	\$1275
C1153N	63	\$1223
C1154	64	\$1790
C1154N	64	\$1745
C1155	64	\$1790
C1155N	64	\$1745
C1156	63	\$797
C1156N	63	\$744
C1161	63	\$1315
C1161N	63	\$1263
C1162	64	\$1829
C1162N	64	\$1770
C1163	63	\$1315
C1163N	63	\$1263
C1164	64	\$1829
C1164N	64	\$1770
C1165	64	\$1829
C1165N	65	\$1770
C1166	63	\$826
C1166N	63	\$774
C1171	63,74,75,76	\$1352
C1171N	63	\$1301
C1172	64,75	\$1868
C1172N	64	\$1809
C1173	63	\$1352
C1173N	63	\$1301
C1174	64	\$1868
C1174N	64	\$1809
C1175	64	\$1868
C1175N	64	\$1809
C1176	63	\$857
C1176N	63	\$804
C1331	58	\$1260
C1331N	58	\$1199
C1333	58	\$1260
C1333N	58	\$1199
C1336	58	\$756
C1336N	58	\$697
C1341	58	\$1275
C1341N	58	\$1216
C1342	59	\$1806
C1342N	59	\$1747
C1343	58	\$1275
C1343N	58	\$1216
C1344	59	\$1806
C1344N	59	\$1747
C1345	59	\$1806
C1345N	59	\$1747
C1346	58	\$783
C1346N	58	\$723
C1351	58	\$1319
C1351N	58	\$1251
C1352	59	\$1849
C1352N	59	\$1781

Model No.	Page	List Price
C1353	58	\$1319
C1353N	58	\$1251
C1354	59	\$1849
C1354N	59	\$1781
C1355	59	\$1849
C1355N	59	\$1781
C1356	58	\$815
C1356N	58	\$749
C1361	58	\$1359
C1361N	58	\$1285
C1362	59	\$1889
C1362N	59	\$1814
C1363	58	\$1359
C1363N	58	\$1285
C1364	59	\$1889
C1364N	59	\$1814
C1365	59	\$1889
C1365N	59	\$1814
C1366	58	\$859
C1366N	58	\$786
C1371	58,72	\$1374
C1371N	58	\$1300
C1372	59	\$1905
C1372N	59	\$1830
C1373	58	\$1374
C1373N	58	\$1300
C1374	59	\$1905
C1374N	59	\$1830
C1375	59,73,76	\$1905
C1375N	59	\$1830
C1376	58	\$875
C1376N	58	\$800
C1651	59	\$1341
C1651N	59	\$1275
C1652	59	\$1896
C1652N	59	\$1830
C1653	59	\$1341
C1653N	59	\$1275
C1654	59	\$1896
C1654N	59	\$1830
C1655	59	\$1896
C1655N	59	\$1830
C1656	59	\$889
C1656N	59	\$823
C1661	59	\$1370
C1661N	59	\$1298
C1662	59	\$1926
C1662N	59	\$1851
C1663	59	\$1370
C1663N	59	\$1298
C1664	59	\$1926
C1664N	59	\$1851
C1665	59	\$1926
C1665N	59	\$1851
C1666	59	\$917
C1666N	59	\$843
C1671	59	\$1420
C1671N	59	\$1347
C1672	59	\$1976
C1672N	59	\$1902
C1673	59	\$1420
C1673N	59	\$1347
C1674	59	\$1976

Model No.	Page	List Price
C1674N	59	\$1902
C1675	59,75	\$1976
C1675N	59	\$1902
C1676	59	\$944
C1676N	59	\$868
C1951	60	\$1469
C1951N	60	\$1404
C1952	60	\$2023
C1952N	60	\$1956
C1953	60	\$1469
C1953N	60	\$1404
C1954	60	\$2023
C1954N	60	\$1956
C1955	60	\$2023
C1955N	60	\$1956
C1956	60	\$947
C1956N	60	\$881
C1961	60	\$1527
C1961N	60	\$1453
C1962	60	\$2079
C1962N	60	\$2006
C1963	60	\$1527
C1963N	60	\$1453
C1964	60	\$2079
C1964N	60	\$2006
C1965	60	\$2079
C1965N	60	\$2006
C1966	60	\$1005
C1966N	60	\$933
C1971	60,75,76,77	\$1554
C1971N	60	\$1479
C1972	60	\$2107
C1972N	60	\$2034
C1973	60	\$1554
C1973N	60	\$1479
C1974	60	\$2107
C1974N	60	\$2034
C1975	60	\$2107
C1975N	60	\$2034
C1976	60	\$1035
C1976N	60	\$964
C1BB10	254	\$1110
C1BB2	13,254	\$790
C1BB3	254	\$829
C1BB4	254	\$869
C1BB5	254	\$910
C1BB6	254	\$949
C1BB7	254	\$990
C1BB8	254	\$1030
C1BB9	254	\$1069
C1BBX	254	\$868
C1BU10	254	\$1423
C1BU2	254	\$1063
C1BU3	254	\$1148
C1BU4	254	\$1183
C1BU5	254	\$1223
C1BU6	254	\$1263
C1BU7	254	\$1304
C1BU8	254	\$1343
C1BU9	254	\$1389
C1BUX	254	\$1169
C2401	62	\$996
C2401N	62	\$945

Index

Model No.	Page	List Price	Model No.	Page	List Price	Model No.	Page	List Price
C2403	62	\$996	C2516N	62	\$559	C2BB3	254	\$744
C2403N	62	\$945	C2521	62	\$1138	C2BB4	254	\$783
C2406	61	\$509	C2521N	62	\$1077	C2BB5	254	\$824
C2406N	61	\$459	C2523	62	\$1138	C2BB6	254	\$864
C2411	62	\$1029	C2523N	62	\$1077	C2BB7	254	\$904
C2411N	62	\$977	C2526	62	\$635	C2BB8	254	\$944
C2413	62	\$1029	C2526N	62	\$578	C2BB9	254	\$983
C2413N	62	\$977	C2531	62,75	\$1176	C2BBX	254	\$774
C2416	61	\$543	C2531N	62	\$1118	C2BU10	254	\$1338
C2416N	61	\$492	C2533	62	\$1176	C2BU2	254	\$977
C2421	62	\$1072	C2533N	62	\$1118	C2BU3	254	\$1063
C2421N	62	\$1014	C2536	62	\$679	C2BU4	254	\$1097
C2423	62	\$1072	C2536N	62	\$618	C2BU5	254	\$1137
C2423N	62	\$1014	C2541	62	\$1269	C2BU6	254	\$1177
C2426	61	\$580	C2541N	62	\$1212	C2BU7	254	\$1218
C2426N	61	\$520	C2543	62	\$1269	C2BU8	254	\$1257
C2431	62	\$1115	C2543N	62	\$1212	C2BU9	254	\$1304
C2431N	62	\$1054	C2546	62	\$783	C2BUX	254	\$1075
C2433	62,72	\$1115	C2546N	62	\$723	C313L1	65	\$1761
C2433N	62	\$1054	C2551	62	\$1310	C313L1N	65	\$1673
C2436	61	\$620	C2551N	62	\$1230	C313L3	65	\$1761
C2436N	61	\$562	C2553	62	\$1310	C313L3N	65	\$1673
C2441	62	\$1172	C2553N	62	\$1230	C313L6	65	\$1385
C2441N	62	\$1112	C2556	62	\$812	C313L6N	65	\$1296
C2443	62	\$1172	C2556N	62	\$732	C313R1	65	\$1761
C2443N	62	\$1112	C2561	62	\$1359	C313R1N	65	\$1673
C2446	61	\$713	C2561N	62	\$1278	C313R3	65	\$1761
C2446N	61	\$654	C2563	62	\$1359	C313R3N	65	\$1673
C2451	62	\$1233	C2563N	62	\$1278	C313R6	65	\$1385
C2451N	62	\$1151	C2566	62	\$848	C313R6N	65	\$1296
C2453	62	\$1233	C2566N	62	\$769	C343L1	65,74,75	\$1761
C2453N	62	\$1151	C2571	62	\$1444	C343L1N	65	\$1673
C2456	61	\$744	C2571N	62	\$1362	C343L3	65	\$1761
C2456N	61	\$665	C2573	62	\$1444	C343L3N	65	\$1673
C2461	62	\$1275	C2573N	62	\$1362	C343L6	65,77	\$1385
C2461N	62	\$1194	C2576	62,74	\$931	C343L6N	65	\$1296
C2463	62	\$1275	C2576N	62	\$848	C343R1	65,74,75,76	\$1761
C2463N	62	\$1194	C2581	62,77	\$1025	C343R1N	65	\$1673
C2466	61	\$797	C2581N	62	\$973	C343R3	65	\$1761
C2466N	61	\$715	C2583	62	\$1025	C343R3N	65	\$1673
C2471	62,74	\$1316	C2583N	62	\$973	C343R6	65,77	\$1385
C2471N	62	\$1234	C2586	62	\$533	C343R6N	65	\$1296
C2473	62,74	\$1316	C2586N	62	\$482	C36A	61	\$2139
C2473N	62	\$1234	C281N	61	\$353	C36T	64	\$1299
C2476	61	\$830	C281S	60	\$374	C36TR	64	\$1143
C2476N	61	\$749	C281T	60	\$382	C413L	66	\$1400
C2481	62	\$965	C282N	61	\$366	C413LN	66	\$1311
C2481N	62	\$912	C282S	60	\$394	C413R	66	\$1400
C2483	62	\$965	C282T	60,75,76	\$403	C413RN	66	\$1311
C2483N	62	\$912	C283N	61	\$387	C42A	61	\$2156
C2486	61	\$485	C283S	60	\$416	C483L	66,74,75,76	\$1400
C2486N	61	\$435	C283T	60	\$423	C483LN	66	\$1296
C2501	62	\$1059	C291N	61	\$366	C483R	66,75	\$1400
C2501N	62	\$1007	C291S	61	\$389	C483RN	66	\$1296
C2503	62	\$1059	C291T	61	\$394	C48A	61,76	\$2241
C2503N	62	\$1007	C292N	61	\$384	C48T	64	\$1407
C2506	62	\$567	C292S	61	\$412	C48TR	64,77	\$1250
C2506N	62	\$517	C292T	61	\$417	C515	64,74	\$734
C2511	62	\$1092	C293N	61	\$404	C523	64	\$704
C2511N	62	\$1041	C293S	61	\$434	C542	63,74	\$1190
C2513	62	\$1092	C293T	61	\$440	C542N	63	\$1115
C2513N	62	\$1041	C2BB10	254	\$1024	C552	63	\$1215
C2516	62	\$610	C2BB2	254	\$704	C552N	63	\$1141

Index

Model No.	Page	List Price
C583	63	\$1278
C583N	63	\$1115
C593	63	\$1302
C593N	63	\$1215
C625	65	\$1285
C626	65	\$1526
C627	65	\$1561
C673	65,74	\$700
C685	65	\$764
C687	65	\$822
C7421	67	\$821
C743	67	\$883
C745	67	\$1090
C746	67	\$1149
C747	67,74,75,76,77	\$1214
C7621	67	\$1010
C763	67	\$1246
C765	67	\$1455
C766	67	\$1514
C767	67	\$1578
C7721	67	\$552
C773	67	\$582
C775	67	\$627
C777	67,76	\$688
C810	70	\$489
C811	70	\$512
C812	70	\$525
C813	70	\$538
C818	70	\$479
C819	70	\$502
C820	70	\$595
C821	70	\$642
C822	70	\$663
C823	70,75	\$673
C828	70	\$581
C829	70,74,75	\$611
C8621	68	\$295
C863	68	\$299
C865	68	\$331
C866	68	\$347
C867	68,74,75,76,77	\$376
C8817B	68,78,83,90	\$626
C8817F	68,78,83	\$626
C8817M	68,78,83	\$87
C8824B	68	\$648
C8824F	68	\$648
C8824M	68	\$90
C8830B	68	\$668
C8830F	68	\$668
C8830M	68	\$95
C88MKEYH	68	\$16
C893	66	\$238
C894	48,67,88	\$334
C9111	71	\$56
C9112	71	\$74
C9113	71	\$95
C9211	71	\$60
C9212	71	\$80
C9213	71	\$97
C9311	71	\$68
C9312	71	\$88
C9313	71	\$105
C9411	71	\$76

Model No.	Page	List Price
C9412	71	\$97
C9413	71	\$117
C9512	71	\$105
C9513	71,75	\$126
C9517	71	\$154
CA2PHHK	242	\$1405
CA2PHHT	242	\$1405
CA2PHT	242	\$1177
CA2PLHK	242	\$1355
CA2PLHT	242	\$1355
CA2PLT	242	\$1151
CA30RHBHK	242	\$647
CA30RHBHT	242	\$647
CA30RHBT	242	\$414
CA30RHSBK	243	\$776
CA30RHSHT	243	\$776
CA30RHST	243	\$518
CA30RLBHK	242	\$632
CA30RLBHT	242	\$632
CA30RLBT	242	\$402
CA30RLSHK	243	\$762
CA30RLSHT	243	\$762
CA30RLST	243	\$505
CA30SHBHK	242	\$646
CA30SHBHT	242	\$646
CA30SHBT	242	\$415
CA30SHSHK	243	\$776
CA30SHSHT	243	\$776
CA30SHST	243	\$518
CA30SLBHK	242	\$631
CA30SLBHT	242	\$631
CA30SLBT	242	\$404
CA30SLSHK	243	\$762
CA30SLSHT	243	\$762
CA30SLST	243	\$505
CA36RHBHK	242	\$743
CA36RHBHT	242	\$743
CA36RHBT	242	\$468
CA36RHSBK	243	\$872
CA36RHSHT	243	\$872
CA36RHST	243	\$573
CA36RLBHK	242	\$729
CA36RLBHT	242	\$729
CA36RLBT	242	\$457
CA36RLSHK	243	\$859
CA36RLSHT	243	\$859
CA36RLST	243	\$560
CA36SHBHK	242	\$742
CA36SHBHT	242	\$742
CA36SHBT	242	\$469
CA36SHSHK	243	\$872
CA36SHSHT	243	\$872
CA36SHST	243	\$573
CA36SLBHK	242	\$728
CA36SLBHT	242	\$728
CA36SLBT	242	\$458
CA36SLSHK	243	\$859
CA36SLSHT	243	\$859
CA36SLST	243	\$560
CA3PHHK	243	\$1849
CA3PHHT	243	\$1849
CA3PHT	243	\$1479
CA3PLHK	243	\$1627

Model No.	Page	List Price
CA3PLHT	243	\$1627
CA3PLT	243	\$1295
CA42RHBHK	242	\$810
CA42RHBHT	242	\$810
CA42RHBT	242	\$647
CA42RHSBK	243	\$939
CA42RHSHT	243	\$939
CA42RHST	243	\$750
CA42RLBHK	242	\$797
CA42RLBHT	242	\$797
CA42RLBT	242	\$632
CA42RLSHK	243	\$926
CA42RLSHT	243	\$926
CA42RLST	243	\$737
CAFR18B	242	\$243
CBBFC	152,158,159	\$704
CBBFD	152,157, 158,159	\$853
CBDG	151,157	\$577
CCD	152,157,158,159	\$245
CCNZ72	150,157,158,159	\$1175
CD1		\$103
CD72	150,157,158,159	\$1897
CDS72	150,157,158,159	\$1733
CFFC	152,153,157, 158,159	\$692
CFFD	152,153	\$824
CH48T	332	\$3288
CH48TLAM	332	\$3522
CH60T	332	\$3342
CH60TLAM	332	\$3596
CH72T	332	\$3570
CH72TLAM	332	\$3856
CHAIRGL	253	\$37
CHG63	161	\$1665
CHG72	151,157,158, 159,161	\$1775
CHW63	161,169	\$1665
CHW72	151,157,158, 159,161,169	\$1775
CL15	66	\$128
CL24	66	\$162
CL30	66	\$170
CL48T	332	\$3016
CL48TLAM	332	\$3248
CL60T	332	\$3100
CL60TLAM	332	\$3354
CL72T	332	\$3365
CL72TLAM	332	\$3652
CLCK1	68	\$38
CLCK2	68	\$38
CLCK3	68	\$38
CLCK4	68	\$38
CLCK5	68	\$38
CLCK6	68	\$38
CLCK7	68	\$38
CLCK8	68	\$38
CLCK9	68	\$38
CLCK10	68	\$38
CLCK11	68	\$38
CLCK12	68	\$38
CLCK13	68	\$38
CLCK14	68	\$38

Index

Model No.	Page	List Price	Model No.	Page	List Price	Model No.	Page	List Price
CLCK15	68	\$38	CT6	157	\$7214	D7265A	378	\$391
CLCK16	68	\$38	CT8	157	\$7050	D7265ASE	378	\$568
CLCK17	68	\$38	CTC120	154	\$3398	D7270A	377	\$380
CLCK18	68	\$38	CTC120P	154	\$4516	D7271A	377	\$397
CLCK19	68	\$38	CTC72	154	\$1603	D7271ASE	377	\$525
CMT12	154	\$5725	CTC72P	154	\$2142	D7272A	377	\$413
CMT12P	154	\$6843	CTC84	154	\$1896	D7272ASE	377	\$540
CMT14	154	\$6377	CTC84P	154	\$2435	D7273A	377	\$463
CMT14P	154	\$7535	CTC96	154	\$2357	D7273ASE	377	\$561
CMT18	154	\$8337	CTC96P	154	\$2896	D7275A	377	\$610
CMT18P	154	\$10054	CTMB	154,164,184,194	\$1467	D7275ASE	377	\$770
CMT20	154	\$9219	CTR	203	\$889	DAD3G	311	\$261
CMT20P	154	\$10976	CTRND	154	\$877	DAD3L	311	\$192
CMT24	154	\$11279	CTS	203	\$629	DAD4G	311	\$305
CMT24P	154	\$13595	CTS48	332	\$198	DAD4L	311	\$227
CMT26	154	\$12160	CTS60	332	\$215	DAD5G	311	\$338
CMT26P	154	\$14516	CTS72	332	\$234	DAD5L	311	\$261
CMT30	154	\$14222	CTWP	154	\$89	DAD6G	311	\$390
CMT30P	154	\$17137	CTWPP	154	\$89	DAD6L	311	\$298
CP3	185,200	\$18	CTW72AP	154	\$599	DAD7G	311	\$390
CP6	185,200	\$18	CTW72APP	154	\$599	DAD7L	311	\$338
CPC	150,159	\$1187	CTW72SP	154	\$559	DAD8G	311	\$487
CQ4848S	216	\$1834	CTW72SPP	154	\$559	DAD8L	311	\$366
CQ5454S	216	\$1966	CTW84SP	154	\$579	DBDK3672	186	\$2565
CQ6060D	216	\$2402	CTW84SPP	154	\$579	DFB3665	312	\$425
CR2072	181,186,187	\$701	CX4848D	216	\$1300	DFB3676	312	\$487
CRC72	153	\$693	CX5454D	216	\$1529	DFB3686	312	\$538
CRS48	153	\$332	CY3672B	217	\$1502	DFB3697	312	\$580
CRTNL	151,158	\$753	CY3672R	217	\$1502	DFB4265	312	\$474
CRTNR	151,158	\$753	CY4284B	217	\$1829	DFB4276	312	\$538
CS	258	\$827	CY4284R	217	\$1829	DFB4286	312	\$594
CS2RC	72,73	\$927	CY4296B	217	\$2075	DFB4297	312	\$644
CS2RS30	72,73	\$441	CY4296R	217	\$2075	DFB4865	312	\$502
CS2RS78	72	\$617	CY48108B	217	\$2653	DFB4876	312	\$586
CSH20	94,352	\$203	CY48108R	217	\$2653	DFB4886	312	\$636
CST1	74	\$8046	CY48120B	217	\$3254	DFB4897	312	\$685
CST10	76	\$3162	CY48120R	217	\$3254	DFU1265	311	\$192
CST14	76	\$6211	CY4896B	217	\$2402	DFU1276	311	\$227
CST18	76	\$3494	CY4896R	217	\$2402	DFU1286	311	\$248
CST19	77	\$5553	CY54108B	217	\$3266	DFU1297	311	\$270
CST2	74	\$4574	CY54108R	217	\$3266	DFU1565	311	\$255
CST24	77	\$4188	CY54120B	217	\$4346	DFU1576	311	\$270
CST25	73	\$2832	CY54120R	217	\$4346	DFU1586	311	\$298
CST26	73	\$3714	CY54144B	217	\$5100	DFU1597	311	\$318
CST27	72	\$4476	CY54144R	217	\$5100	DFU2465	311	\$298
CST3	74	\$5411	CY54216B	217	\$7622	DFU2476	311	\$338
CST4	74	\$4750	CY54216R	217	\$7622	DFU2486	311	\$338
CST5	75	\$4899	CY5496B	217	\$3177	DFU2497	311	\$397
CST6	75	\$12840	CY5496R	217	\$3177	DFU3065	311	\$390
CST7	75	\$3844	D09GS03	298	\$64	DFU3076	311	\$445
CST8	75	\$4527	D09GS10	298	\$210	DFU3086	311	\$487
CST9	76	\$3310	D100	312	\$184	DFU3097	311	\$538
CT10	158	\$4440	D200	312	\$327	DK3672	180,186	\$1261
CT11	158	\$4276	D300	312	\$170	DKS3672	180	\$1250
CT15	158	\$4591	D400	312	\$255	DME1265F	312	\$192
CT16	158	\$4591	D500	312	\$82	DME1276F	312	\$227
CT19	159	\$5086	D7260A	378	\$272	DME1286F	312	\$248
CT2	157	\$7214	D7261A	378	\$291	DME1297F	312	\$270
CT26	159	\$8182	D7261ASE	378	\$453	DME1565F	312	\$255
CT28	159	\$8018	D7262A	378	\$308	DME1576F	312	\$270
CT3672	183	\$1531	D7262ASE	378	\$466	DME1586F	312	\$298
CT4	157	\$7050	D7263A	378	\$324	DME1597F	312	\$318
CT4896	183	\$1947	D7263ASE	378	\$484	DME1865F	312	\$273

WORKSPACES
DESKS & STORAGE
TABLES
SEATING
HIGH DENSITY STORAGE
MAIL ROOM FURNITURE
TECHNOLOGY FURNITURE
DRAFTING FURNITURE
ACCESSORIES
PRODUCT INDEX

Index

Model No.	Page	List Price
DME1865M	313	\$276
DME1876F	312	\$308
DME1876M	313	\$310
DME1886F	312	\$336
DME1886M	313	\$338
DME1897F	312	\$363
DME1897M	313	\$366
DME2465F	312	\$298
DME2465M	313	\$298
DME2476F	312	\$338
DME2476M	313	\$338
DME2486F	312	\$366
DME2486M	313	\$366
DME2497F	312	\$397
DME2497M	313	\$397
DME3065F	312	\$390
DME3065M	313	\$390
DME3076F	312	\$445
DME3076M	313	\$445
DME3086F	312	\$487
DME3086M	313	\$487
DME3097F	312	\$538
DME3097M	313	\$538
DME3665F	312	\$420
DME3665M	313	\$425
DME3676F	312	\$483
DME3676M	313	\$487
DME3686F	312	\$531
DME3686M	313	\$531
DME3697F	312	\$574
DME3697M	313	\$574
DR2	336	\$126
E5K1	10	\$1717
E5K10	11	\$2952
E5K11	12	\$3018
E5K12	12	\$3068
E5K13	12	\$3212
E5K14	12	\$3378
E5K15	12	\$3444
E5K16	12	\$4064
E5K2	10	\$2022
E5K3	10	\$2216
E5K4	10	\$2332
E5K5	11	\$2526
E5K6	11	\$2448
E5K7	11	\$2592
E5K8	11	\$2642
E5K9	11	\$2758
E5LAT	13	\$996
E5OH	13	\$426
E5OPEN	13	\$686
E5PED	13	\$620
E5TOP	13	\$730
EC48FB	47,234	\$569
EC48FJB	47,234	\$600
EC48FJS	47,234	\$600
EC48FS	47,234	\$569
EC48UB	47,234	\$428
EC48UDB	47,234	\$464
EC54FB	47,234	\$569
EC54FS	47,234	\$569
EC54UB	47,234	\$428
EC60FB	47,234	\$569

Model No.	Page	List Price
EC60FDB	47,234	\$600
EC60FDS	47,234	\$600
EC60FJB	47,234	\$600
EC60FJS	47,234	\$600
EC60FS	19,47,234	\$569
EC60UB	47,234	\$428
EC60UDB	47,234	\$464
EC66FB	47,234	\$569
EC66FS	47,234	\$569
EC66UB	47,234	\$428
EC72FB	47,234	\$569
EC72FDB	47,234	\$600
EC72FDS	47,234	\$600
EC72FJB	47,234	\$600
EC72FJS	47,234	\$600
EC72FS	47,234	\$569
EC72UB	47,234	\$428
EC72UDB	47,234	\$464
ECB	47,234	\$268
ECG	47,234	\$99
ECH	47,234	\$182
ECS	19,47,234	\$280
ECX	47,234	\$98
EF0943L	281	\$80
EF0943OP	281	\$71
EF0943T	281	\$126
EF0965L	281	\$80
EF0965OP	281	\$71
EF0965T	281	\$126
EF0976L	281	\$91
EF0976OP	281	\$80
EF0976T	281	\$138
EF0986L	281	\$95
EF0986OP	281	\$80
EF0986T	281	\$141
EF0997L	281	\$107
EF0997OP	281	\$80
EF0997T	281	\$154
EF1243L	281	\$80
EF1243OP	281	\$72
EF1243T	281	\$129
EF1265L	281	\$80
EF1265OP	281	\$72
EF1265T	281	\$129
EF1276L	281	\$91
EF1276OP	281	\$81
EF1276T	281	\$141
EF1286L	281	\$95
EF1286OP	281	\$81
EF1286T	281	\$156
EF1297L	281	\$107
EF1297OP	281	\$81
EF1297T	281	\$169
EF1543L	281	\$84
EF1543OP	281	\$74
EF1543T	281	\$137
EF1565L	281	\$84
EF1565OP	281	\$74
EF1565T	281	\$137
EF1576L	281	\$93
EF1576OP	281	\$86
EF1576T	281	\$149
EF1586L	281	\$101

Model No.	Page	List Price
EF1586OP	281	\$86
EF1586T	281	\$163
EF1597L	281	\$110
EF1597OP	281	\$86
EF1597T	281	\$176
EF1843L	281	\$90
EF1843OP	281	\$95
EF1843T	281	\$160
EF1865L	281	\$100
EF1865OP	281	\$95
EF1865T	281	\$173
EF1876L	281	\$105
EF1876OP	281	\$94
EF1876T	281	\$193
EF1886L	281	\$132
EF1886OP	281	\$99
EF1886T	281	\$201
EF1897L	281	\$143
EF1897OP	281	\$99
EF1897T	281	\$214
EF2402KP	284	\$18
EF2406KP	284	\$32
EF2409S	282	\$30
EF2409S18GA	283	\$48
EF2409U	282	\$30
EF2409U18GA	283	\$45
EF2411SSB	284,293	\$12
EF2411SSPT	284	\$12
EF2412S	282	\$25
EF2412S18GA	283	\$55
EF2412U	282	\$25
EF2412U18GA	283	\$49
EF2414WSSS	285	\$22
EF2415S	282	\$28
EF2415S18GA	283	\$56
EF2415U	282	\$28
EF2415U18GA	283	\$52
EF2418S	282	\$46
EF2418S18GA	283	\$57
EF2418U	282	\$38
EF2418U18GA	283,292	\$54
EF2424S	282	\$46
EF2424S18GA	283	\$114
EF2424U	282	\$43
EF2424U18GA	283	\$90
EF2430S	282	\$52
EF2430S18GA	283	\$117
EF2430U	282	\$49
EF2430U18GA	283	\$93
EF2436U18GA	283,292	\$107
EF2443BP	286	\$216
EF2443CP	286	\$219
EF2443L	281	\$95
EF2443OP	281	\$95
EF2443T	281	\$167
EF2465BP	286	\$241
EF2465CP	286	\$238
EF2465L	281	\$104
EF2465OP	281	\$95
EF2465T	281	\$177
EF2476BP	286	\$247
EF2476CP	286	\$243
EF2476L	281	\$122

Index

Model No.	Page	List Price	Model No.	Page	List Price	Model No.	Page	List Price
EF2476OP	281	\$96	EF3086L	281	\$165	EF4212S	282	\$30
EF2476T	281	\$195	EF3086OP	281	\$105	EF4212S18GA	283	\$59
EF2486BP	286	\$247	EF3086T	281	\$248	EF4212U	282	\$30
EF2486CP	286	\$253	EF3097BP	286	\$306	EF4212U18GA	283	\$58
EF2486L	281	\$136	EF3097CP	286	\$306	EF4215S	282	\$38
EF2486OP	281	\$99	EF3097L	281	\$174	EF4215S18GA	283	\$62
EF2486T	281	\$209	EF3097OP	281	\$105	EF4215U	282	\$37
EF2497BP	286	\$300	EF3097T	281	\$263	EF4215U18GA	283	\$59
EF2497CP	286	\$275	EF30CS	283,293	\$9	EF4218S	282	\$53
EF2497L	281	\$152	EF30RS	284	\$238	EF4218S18GA	283	\$64
EF2497OP	281	\$99	EF30WSB	285	\$28	EF4218U	282	\$46
EF2497T	281	\$222	EF3602KP	284	\$21	EF4218U18GA	283,292	\$62
EF24CS	283,293	\$9	EF3606KP	284	\$37	EF4224S	282	\$58
EF24RS	284	\$224	EF3609S	282	\$30	EF4224S18GA	283	\$121
EF24WSB	285	\$28	EF3609S18GA	283	\$49	EF4224U	282	\$53
EF3002KP	284	\$21	EF3609U	282	\$30	EF4224U18GA	283	\$119
EF3006KP	284	\$37	EF3609U18GA	283	\$47	EF4230S	282	\$65
EF3009S	282	\$30	EF3611SSB	284,293	\$12	EF4230S18GA	283	\$122
EF3009S18GA	283	\$49	EF3611SSPT	284	\$12	EF4230U	282	\$62
EF3009U	282	\$30	EF3612S	282	\$25	EF4230U18GA	283	\$120
EF3009U18GA	283	\$47	EF3612S18GA	283	\$56	EF4236U18GA	283,292	\$122
EF3011SS		\$11	EF3612U	282	\$28	EF4243BP	286	\$222
EF3011SSB	284,293	\$12	EF3612U18GA	283	\$56	EF4243CP	286	\$231
EF3011SSPT	284	\$12	EF3614WSSS	285	\$22	EF4265BP	286	\$250
EF3012S	282	\$25	EF3615S	282	\$28	EF4265CP	286	\$250
EF3012S18GA	283	\$56	EF3615S18GA	283	\$57	EF4276BP	286	\$256
EF3012U	282	\$25	EF3615U	282	\$32	EF4276CP	286	\$256
EF3012U18GA	283	\$53	EF3615U18GA	283	\$57	EF4286BP	286	\$283
EF3014WSSS	285	\$22	EF3618S	282	\$46	EF4286CP	286	\$283
EF3015S	282	\$28	EF3618S18GA	283	\$62	EF4297BP	286	\$346
EF3015S18GA	283	\$57	EF3618U	282	\$43	EF4297CP	286	\$346
EF3015U	282	\$28	EF3618U18GA	283,292	\$62	EF42CS	283,293	\$10
EF3015U18GA	283	\$57	EF3624S	282	\$46	EF42RS	284	\$266
EF3018S	282	\$46	EF3624S18GA	283	\$117	EF42WSB	285	\$33
EF3018S18GA	283	\$58	EF3624U	282	\$45	EF4802KP	284	\$28
EF3018U	282	\$43	EF3624U18GA	283	\$117	EF4806KP	284	\$45
EF3018U18GA	283,292	\$57	EF3630S	282	\$52	EF4809S	282	\$38
EF3024S	282	\$46	EF3630S18GA	283	\$120	EF4809S18GA	283	\$59
EF3024S18GA	283	\$117	EF3630U	282	\$52	EF4809U	282	\$37
EF3024U	282	\$45	EF3630U18GA	283	\$120	EF4809U18GA	283	\$55
EF3024U18GA	283	\$114	EF3636U18GA	283,292	\$122	EF4811SS		\$16
EF3030S	282	\$52	EF3643BP	286	\$220	EF4811SSB	284,293	\$16
EF3030S18GA	283	\$120	EF3643CP	286	\$225	EF4811SSPT	284	\$16
EF3030U	282	\$52	EF3665BP	286	\$243	EF4811WSSS	285	\$22
EF3030U18GA	283	\$117	EF3665CP	286	\$243	EF4812S	282	\$38
EF3036U18GA	283,292	\$120	EF3676BP	286	\$250	EF4812S18GA	283	\$62
EF3043BP	286	\$219	EF3676CP	286	\$250	EF4812U	282	\$34
EF3043CP	286	\$225	EF3686BP	286	\$260	EF4812U18GA	283	\$62
EF3043L	281	\$110	EF3686CP	286	\$260	EF4815S	282	\$45
EF3043OP	281	\$98	EF3697BP	286	\$306	EF4815S18GA	283	\$63
EF3043T	281	\$193	EF3697CP	286	\$306	EF4815U	282	\$41
EF3065BP	286	\$243	EF36CS	283,293	\$9	EF4815U18GA	283	\$63
EF3065CP	286	\$243	EF36RS	284	\$253	EF4818S	282	\$58
EF3065L	281	\$127	EF36WSB	285	\$29	EF4818S18GA	283	\$65
EF3065OP	281	\$98	EF4202KP	284	\$27	EF4818U	282	\$54
EF3065T	281	\$209	EF4206KP	284	\$40	EF4818U18GA	283,292	\$59
EF3076BP	286	\$250	EF4209S	282	\$33	EF4824S	282	\$68
EF3076CP	286	\$250	EF4209S18GA	283	\$57	EF4824S18GA	283	\$123
EF3076L	281	\$156	EF4209U	282	\$30	EF4824U	282	\$57
EF3076OP	281	\$111	EF4209U18GA	283	\$53	EF4824U18GA	283	\$121
EF3076T	281	\$236	EF4211SSB	284,293	\$12	EF4830S	282	\$73
EF3086BP	286	\$260	EF4211SSBPT	282	\$12	EF4830S18GA	283	\$125
EF3086CP	286	\$260	EF4211WSSS	285	\$22	EF4830U	282	\$64

Index

Model No.	Page	List Price
EF4830U18GA	283	\$120
EF4836U18GA	283,292	\$122
EF4843BP	286	\$233
EF4843CP	286	\$234
EF4865BP	286	\$253
EF4865CP	286	\$253
EF4876BP	286	\$274
EF4876CP	286	\$274
EF4886BP	286	\$306
EF4886CP	286	\$306
EF4897BP	286	\$360
EF4897CP	286	\$360
EF48CS	283,293	\$10
EF48RS	284	\$279
EF48WSB	285	\$33
EFL2409433S	276	\$411
EFL2409656S	277	\$596
EFL2409767S	278	\$694
EFL2409868S	279	\$766
EFL2409979S	280	\$791
EFL2412433S	276	\$385
EFL2412656S	277	\$561
EFL2412767S	278	\$652
EFL2412868S	279	\$708
EFL2412979S	280	\$804
EFL2415433S	276	\$405
EFL2415656S	277	\$590
EFL2415767S	278	\$670
EFL2415868S	279	\$760
EFL2415979S	280	\$841
EFL2418433S	276	\$503
EFL2418656S	277	\$784
EFL2418767S	278	\$892
EFL2418868S	279	\$1034
EFL2418979S	280	\$1146
EFL2424433S	276	\$530
EFL2424656S	277	\$821
EFL2424767S	278	\$960
EFL2424868S	279	\$1081
EFL2424979S	280	\$1203
EFL2430433S	276	\$591
EFL2430656S	277	\$934
EFL2430767S	278	\$1092
EFL2430868S	279	\$1211
EFL2430979S	280	\$1270
EFL3009656S	277	\$596
EFL3009767S	278	\$694
EFL3009868S	279	\$766
EFL3009979S	280	\$856
EFL3012433S	276	\$385
EFL3012656S	277	\$561
EFL3012767S	278	\$652
EFL3012868S	279	\$708
EFL3012979S	280	\$804
EFL3015433S	276	\$405
EFL3015656S	277	\$590
EFL3015767S	278	\$670
EFL3015868S	279	\$760
EFL3015979S	280	\$841
EFL3018433S	276	\$508
EFL3018656S	277	\$789
EFL3018767S	278	\$886
EFL3018868S	279	\$1039

Model No.	Page	List Price
EFL3018979S	280	\$1150
EFL3024433S	276	\$532
EFL3024656S	277	\$823
EFL3024767S	278	\$962
EFL3024868S	279	\$1083
EFL3024979S	280	\$1205
EFL3030433S	276	\$593
EFL3030656S	277	\$936
EFL3030767S	278	\$1094
EFL3030868S	279	\$1213
EFL3030979S	280	\$1331
EFL3609656S	277	\$596
EFL3609767S	278	\$694
EFL3609868S	279	\$766
EFL3609979S	280	\$856
EFL3612433S	276	\$388
EFL3612656S	277	\$564
EFL3612767S	278	\$655
EFL3612868S	279	\$721
EFL3612979S	280	\$807
EFL3615433S	276	\$409
EFL3615656S	277	\$594
EFL3615767S	278	\$684
EFL3615868S	279	\$764
EFL3615979S	280	\$845
EFL3618433S	276	\$515
EFL3618656S	277	\$789
EFL3618767S	278	\$886
EFL3618868S	279	\$1039
EFL3618979S	280	\$1150
EFL3624433S	276	\$543
EFL3624656S	277	\$823
EFL3624767S	278	\$962
EFL3624868S	279	\$1083
EFL3624979S	280	\$1205
EFL3630433S	276	\$593
EFL3630656S	277	\$936
EFL3630767S	278	\$1094
EFL3630868S	279	\$1213
EFL3630979S	280	\$1331
EFL4209656S	277	\$631
EFL4209767S	278	\$724
EFL4209868S	279	\$799
EFL4209979S	280	\$894
EFL4212433S	276	\$408
EFL4212656S	277	\$602
EFL4212767S	278	\$702
EFL4212868S	279	\$774
EFL4212979S	280	\$866
EFL4215433S	276	\$447
EFL4215656S	277	\$679
EFL4215767S	278	\$770
EFL4215868S	279	\$862
EFL4215979S	280	\$954
EFL4218433S	276	\$532
EFL4218656S	277	\$834
EFL4218767S	278	\$950
EFL4218868S	279	\$1101
EFL4218979S	280	\$1219
EFL4224433S	276	\$576
EFL4224656S	277	\$916
EFL4224767S	278	\$1056
EFL4224868S	279	\$1191

Model No.	Page	List Price
EFL4224979S	280	\$1325
EFL4230433S	276	\$645
EFL4230656S	277	\$1034
EFL4230767S	278	\$1207
EFL4230868S	279	\$1341
EFL4230979S	280	\$1474
EFL4809656S	277	\$706
EFL4809767S	278	\$809
EFL4809868S	279	\$898
EFL4809979S	280	\$1003
EFL4812433S	276	\$461
EFL4812656S	277	\$703
EFL4812767S	278	\$806
EFL4812868S	279	\$895
EFL4812979S	280	\$1002
EFL4815433S	276	\$497
EFL4815656S	277	\$761
EFL4815767S	278	\$867
EFL4815868S	279	\$966
EFL4815979S	280	\$1077
EFL4818433S	276	\$579
EFL4818656S	277	\$920
EFL4818767S	278	\$1037
EFL4818868S	279	\$1199
EFL4818979S	280	\$1328
EFL4824433S	276	\$634
EFL4824656S	277	\$1016
EFL4824767S	278	\$1251
EFL4824868S	279	\$1412
EFL4824979S	280	\$1575
EFL4830433S	276	\$696
EFL4830656S	277	\$1118
EFL4830767S	278	\$1304
EFL4830868S	279	\$1451
EFL4830979S	280	\$1599
EF02409656A	277	\$507
EF02409767A	278	\$592
EF02409868A	279	\$657
EF02409979A	280	\$721
EF02412433A	276	\$297
EF02412656A	277	\$473
EF02412767A	278	\$540
EF02412868A	279	\$610
EF02412979A	280	\$671
EF02415433A	276	\$311
EF02415656A	277	\$496
EF02415767A	278	\$581
EF02415868A	279	\$644
EF02415979A	280	\$707
EF02418433A	276	\$418
EF02418656A	277	\$658
EF02418767A	278	\$776
EF02418868A	279	\$869
EF02418979A	280	\$956
EF02424433A	276	\$435
EF02424656A	277	\$708
EF02424767A	278	\$811
EF02424868A	279	\$907
EF02424979A	280	\$999
EF02430433A	276	\$469
EF02430656A	277	\$778
EF02430767A	278	\$892
EF02430868A	279	\$987

Index

Model No.	Page	List Price	Model No.	Page	List Price	Model No.	Page	List Price
EFO2430979A	280	\$1087	EFO4212433A	276	\$320	EFPG368322	290	\$9900
EFO3009656A	277	\$507	EFO4212656A	277	\$514	EFPG36843	290	\$8306
EFO3009767A	278	\$592	EFO4212767A	278	\$600	EFPG368433	290	\$13955
EFO3009868A	279	\$657	EFO4212868A	279	\$666	EFPG42721	290	\$3600
EFO3009979A	280	\$721	EFO4212979A	280	\$732	EFPG427211	290	\$5786
EFO3012433A	276	\$297	EFO4215433A	276	\$354	EFPG42732	290	\$6174
EFO3012656A	277	\$473	EFO4215656A	277	\$584	EFPG427322	290	\$10279
EFO3012767A	278	\$540	EFO4215767A	278	\$672	EFPG42743	290	\$8557
EFO3012868A	279	\$610	EFO4215868A	279	\$745	EFPG427433	290	\$14367
EFO3012979A	280	\$671	EFO4215979A	280	\$802	EFPG42821	290	\$3850
EFO3015433A	276	\$311	EFO4218433A	276	\$447	EFPG428211	290	\$6126
EFO3015656A	277	\$496	EFO4218656A	277	\$729	EFPG42832	290	\$6586
EFO3015767A	278	\$581	EFO4218767A	278	\$834	EFPG428322	290	\$10869
EFO3015868A	279	\$644	EFO4218868A	279	\$935	EFPG42843	290	\$9130
EFO3015979A	280	\$707	EFO4218979A	280	\$1030	EFPG428433	290	\$15228
EFO3018433A	276	\$423	EFO4224433A	276	\$481	EFPL36721	289	\$3175
EFO3018656A	277	\$684	EFO4224656A	277	\$803	EFPL367211	289	\$5163
EFO3018767A	278	\$770	EFO4224767A	278	\$909	EFPL36732	289	\$5428
EFO3018868A	279	\$873	EFO4224868A	279	\$1017	EFPL367322	289	\$9124
EFO3018979A	280	\$962	EFO4224979A	280	\$1122	EFPL36743	289	\$7560
EFO3024433A	276	\$437	EFO4230433A	276	\$523	EFPL367433	289	\$12845
EFO3024656A	277	\$710	EFO4230656A	277	\$878	EFPL36821	289	\$3367
EFO3024767A	278	\$813	EFO4230767A	278	\$1007	EFPL368211	289	\$5422
EFO3024868A	279	\$909	EFO4230868A	279	\$1117	EFPL36832	289	\$5745
EFO3024979A	280	\$1001	EFO4230979A	280	\$1232	EFPL368322	289	\$9575
EFO3030433A	276	\$471	EFO4809656A	277	\$617	EFPL36843	289	\$8002
EFO3030656A	277	\$780	EFO4809767A	278	\$707	EFPL368433	289	\$13488
EFO3030767A	278	\$894	EFO4809868A	279	\$788	EFPL42721	289	\$3385
EFO3030868A	279	\$989	EFO4809979A	280	\$869	EFPL427211	289	\$5492
EFO3030979A	280	\$1089	EFO4812433A	276	\$373	EFPL42732	289	\$5682
EFO3609656A	277	\$507	EFO4812656A	277	\$615	EFPL427322	289	\$9500
EFO3609767A	278	\$592	EFO4812767A	278	\$705	EFPL42743	289	\$8037
EFO3609868A	279	\$657	EFO4812868A	279	\$786	EFPL427433	289	\$13621
EFO3609979A	280	\$721	EFO4812979A	280	\$867	EFPL42821	289	\$3595
EFO3612433A	276	\$300	EFO4815433A	276	\$403	EFPL428211	289	\$5775
EFO3612656A	277	\$476	EFO4815656A	277	\$667	EFPL42832	289	\$6030
EFO3612767A	278	\$543	EFO4815767A	278	\$767	EFPL428322	289	\$9993
EFO3612868A	279	\$613	EFO4815868A	279	\$854	EFPL42843	289	\$8521
EFO3612979A	280	\$674	EFO4815979A	280	\$942	EFPL428433	289	\$14324
EFO3615433A	276	\$315	EFO4818433A	276	\$494	EF3676410A	287	\$3128
EFO3615656A	277	\$500	EFO4818656A	277	\$815	EF3676410S	287	\$3145
EFO3615767A	278	\$585	EFO4818767A	278	\$921	EF367676A	287	\$5334
EFO3615868A	279	\$648	EFO4818868A	279	\$1033	EF367676S	287	\$5401
EFO3615979A	280	\$711	EFO4818979A	280	\$1140	EFT2409656A	277	\$563
EFO3618433A	276	\$423	EFO4824433A	276	\$539	EFT2409767A	278	\$802
EFO3618656A	277	\$684	EFO4824656A	277	\$903	EFT2409868A	279	\$718
EFO3618767A	278	\$770	EFO4824767A	278	\$1103	EFT2409979A	280	\$795
EFO3618868A	279	\$873	EFO4824868A	279	\$1238	EFT2412656A	277	\$530
EFO3618979A	280	\$962	EFO4824979A	280	\$1371	EFT2412767A	278	\$601
EFO3624433A	276	\$437	EFO4830433A	276	\$574	EFT2412868A	279	\$685
EFO3624656A	277	\$710	EFO4830656A	277	\$962	EFT2412979A	280	\$759
EFO3624767A	278	\$813	EFO4830767A	278	\$1104	EFT2415656A	277	\$560
EFO3624868A	279	\$909	EFO4830868A	279	\$1227	EFT2415767A	278	\$644
EFO3624979A	280	\$1001	EFO4830979A	280	\$1356	EFT2415868A	279	\$720
EFO3630433A	276	\$471	EFPG36721	290	\$3278	EFT2415979A	280	\$796
EFO3630656A	277	\$780	EFPG367211	290	\$5310	EFT2418656A	277	\$721
EFO3630767A	278	\$894	EFPG36732	290	\$5604	EFT2418767A	278	\$875
EFO3630868A	279	\$989	EFPG367322	290	\$9388	EFT2418868A	279	\$971
EFO3630979A	280	\$1089	EFPG36743	290	\$7810	EFT2418979A	280	\$1073
EFO4209656A	277	\$542	EFPG367433	290	\$13226	EFT2424656A	277	\$790
EFO4209767A	278	\$621	EFPG36821	290	\$3496	EFT2424767A	278	\$911
EFO4209868A	279	\$690	EFPG368211	290	\$5604	EFT2424868A	279	\$1017
EFO4209979A	280	\$760	EFPG36832	290	\$5961	EFT2424979A	280	\$1123

WORKSPACES
DESKS & STORAGE
TABLES
SEATING
HIGH DENSITY STORAGE
MAIL ROOM FURNITURE
TECHNOLOGY FURNITURE
DRAFTING FURNITURE
ACCESSORIES
PRODUCT INDEX

Index

Model No.	Page	List Price
EFT2430656A	277	\$889
EFT2430767A	278	\$1017
EFT2430868A	279	\$1130
EFT2430979A	280	\$1244
EFT3009656A	277	\$563
EFT3009767A	278	\$650
EFT3009868A	279	\$718
EFT3009979A	280	\$795
EFT3012656A	277	\$530
EFT3012767A	278	\$601
EFT3012868A	279	\$685
EFT3012979A	280	\$759
EFT3015656A	277	\$560
EFT3015767A	278	\$644
EFT3015868A	279	\$897
EFT3015979A	280	\$796
EFT3018656A	277	\$762
EFT3018767A	278	\$869
EFT3018868A	279	\$975
EFT3018979A	280	\$1077
EFT3024656A	277	\$792
EFT3024767A	278	\$913
EFT3024868A	279	\$1019
EFT3024979A	280	\$1125
EFT3030656A	277	\$891
EFT3030767A	278	\$1019
EFT3030868A	279	\$1132
EFT3030979A	280	\$1246
EFT3609656A	277	\$563
EFT3609767A	278	\$650
EFT3609868A	279	\$718
EFT3609979A	280	\$795
EFT3612656A	277	\$533
EFT3612767A	278	\$604
EFT3612868A	279	\$688
EFT3612979A	280	\$762
EFT3615656A	277	\$564
EFT3615767A	278	\$648
EFT3615868A	279	\$725
EFT3615979A	280	\$800
EFT3618656A	277	\$762
EFT3618767A	278	\$869
EFT3618868A	279	\$975
EFT3618979A	280	\$1077
EFT3624656A	277	\$792
EFT3624767A	278	\$913
EFT3624868A	279	\$1019
EFT3624979A	280	\$1125
EFT3630656A	277	\$836
EFT3630767A	278	\$1019
EFT3630868A	279	\$1132
EFT3630979A	280	\$1246
EFT4209656A	277	\$598
EFT4209767A	278	\$680
EFT4209868A	279	\$752
EFT4209979A	280	\$833
EFT4212656A	277	\$572
EFT4212767A	278	\$661
EFT4212868A	279	\$752
EFT4212979A	280	\$820
EFT4215656A	277	\$648
EFT4215767A	278	\$734
EFT4215868A	279	\$822

Model No.	Page	List Price
EFT4215979A	280	\$910
EFT4218656A	277	\$807
EFT4218767A	278	\$934
EFT4218868A	279	\$1036
EFT4218979A	280	\$1146
EFT4224656A	277	\$885
EFT4224767A	278	\$1008
EFT4224868A	279	\$1127
EFT4224979A	280	\$1245
EFT4230656A	277	\$990
EFT4230767A	278	\$1132
EFT4230868A	279	\$1260
EFT4230979A	280	\$1390
EFT4809656A	277	\$673
EFT4809767A	278	\$766
EFT4809868A	279	\$849
EFT4809979A	280	\$942
EFT4812656A	277	\$673
EFT4812767A	278	\$766
EFT4812868A	279	\$861
EFT4812979A	280	\$954
EFT4815656A	277	\$730
EFT4815767A	278	\$830
EFT4815868A	279	\$931
EFT4815979A	280	\$1032
EFT4818656A	277	\$893
EFT4818767A	278	\$1020
EFT4818868A	279	\$1135
EFT4818979A	280	\$1255
EFT4824656A	277	\$1051
EFT4824767A	278	\$1202
EFT4824868A	279	\$1348
EFT4824979A	280	\$1494
EFT4830656A	277	\$1073
EFT4830767A	278	\$1229
EFT4830868A	279	\$1371
EFT4830979A	280	\$1514
EL5	186	\$3092
EL6	187	\$2211
EMC2	266	\$957
EMC25	266	\$1165
EMC25F10	266	\$1747
EMC25F2	266	\$1414
EMC25F3	266	\$1456
EMC25F4	266	\$1498
EMC25F5	266	\$1539
EMC25F6	266	\$1581
EMC25F7	266	\$1622
EMC25F8	266	\$1664
EMC25F9	266	\$1706
EMC25FX	266	\$1556
EML3652X	274	\$14535
EML3653X	274	\$18796
EML3654X	274	\$23022
EML3672G	274	\$11475
EML3672L	273	\$10811
EML3673G	274	\$14911
EML3673L	273	\$13888
EML3674G	274	\$18264
EML3674L	273	\$17034
EML4852X	274	\$14753
EML4853X	274	\$19055
EML4854X	274	\$23349

Model No.	Page	List Price
EML4872G	274	\$12355
EML4872L	273	\$11876
EML4873G	274	\$16016
EML4873L	273	\$15283
EML4874G	274	\$19593
EML4874L	273	\$18798
EML7272G	274	\$17512
EML7272L	273	\$16528
EML7273G	274	\$22667
EML7273L	273	\$21166
EML7274G	274	\$27700
EML7274L	273	\$26052
EML9672L	273	\$18867
EML9673L	273	\$24221
EML9674L	273	\$29732
EMS2	266	\$664
EMS25	266	\$768
EMS25F10	266	\$1059
EMS25F2	266	\$892
EMS25F3	266	\$913
EMS25F4	266	\$934
EMS25F5	266	\$955
EMS25F6	266	\$976
EMS25F7	266	\$996
EMS25F8	266	\$1017
EMS25F9	266	\$1038
EMS25FX	266	\$982
ESC2	266	\$874
ESC25	266	\$1082
ESC25F10	266	\$1664
ESC25F2	266	\$1331
ESC25F3	266	\$1373
ESC25F4	266	\$1414
ESC25F5	266	\$1456
ESC25F6	266	\$1498
ESC25F7	266	\$1539
ESC25F8	266	\$1581
ESC25F9	266	\$1622
ESC25FX	266	\$1464
ESS2	266	\$610
ESS25	266	\$726
ESS25F10	266	\$1017
ESS25F2	266	\$851
ESS25F3	266	\$872
ESS25F4	266	\$892
ESS25F5	266	\$913
ESS25F6	266	\$934
ESS25F7	266	\$955
ESS25F8	266	\$976
ESS25F9	266	\$996
ESS25FX	266	\$936
EU1	186	\$4541
EU2	187	\$3660
EU3	186	\$3610
EUB2	187	\$3660
EUB4	187	\$2729
EWCATK	52	\$995
EWCATKD	52	\$1990
EWCATKDE	52	\$2040
EWCATKDEH	52	\$2180
EWCATKDH	52	\$2090
EWCATKDM	52	\$2070
EWCATKDMH	52	\$2220

Index

Model No.	Page	List Price	Model No.	Page	List Price	Model No.	Page	List Price
EWCATKE	52	\$1020	EWSA36	52	\$560	EZ3628	38	\$1053
EWCATKEH	52	\$1090	EWSA36S	52	\$824	EZ3628F	38	\$1336
EWCATKH	52	\$1045	EWTCG	54	\$9	EZ3628FF	38	\$1667
EWCATKM	52	\$1035	EWTRAY	54	\$179	EZ3628FFNT	34	\$1458
EWCATKMH	52	\$1110	EWWC	54	\$12	EZ3628FNT	19,34	\$1232
EWCHTK	52	\$2335	EX2418S	292	\$56	EZ3628L	38	\$1237
EWCHTKE	52	\$2390	EX2436S	292	\$104	EZ3628LNT	34	\$1034
EWCHTKEH	52	\$2460	EX24SS	293	\$20	EZ3628NT	34	\$845
EWCHTKH	52	\$2385	EX3018S	292	\$49	EZ3630LR	26	\$461
EWCHTKM	52	\$2405	EX3036S	292	\$104	EZ3630LRMA	26	\$836
EWCHTKMH	52	\$2480	EX30SS	293	\$20	EZ3630LRML	26	\$771
EWH36	52,55,56	\$494	EX3618S	292	\$58	EZ3636LNT	38	\$1297
EWH36S	52,56	\$769	EX3636S	292	\$107	EZ3636NT	38	\$1022
EWMMK	54,57	\$250	EX36SS	293	\$20	EZ4223	37	\$780
EWPA12	54	\$155	EX4218S	292	\$56	EZ4223B	37	\$1049
EWPA12C	54	\$225	EX4236S	292	\$107	EZ4223BS	37	\$1197
EWPA15	54	\$175	EX42SS	293	\$20	EZ4223S	37	\$945
EWPA15C	54	\$265	EX4818S	292	\$62	EZ4224LR	26	\$488
EWPA18	54	\$215	EX4836S	292	\$114	EZ4224LRMA	26	\$912
EWPA18C	54	\$325	EX48SS	293	\$20	EZ4224LRML	26	\$810
EWPA24	54	\$280	EXL2418865S	291	\$1011	EZ4224RR	25	\$379
EWPA24C	54	\$430	EXL2436865S	291	\$1637	EZ4224RRMA	14,15,25	\$809
EWPA30	54	\$435	EXL3018865S	291	\$984	EZ4224RRML	25	\$953
EWPA30C	54	\$605	EXL3036865S	291	\$1650	EZ4224SR	25	\$456
EWPA36	54	\$450	EXL3618865S	291	\$1029	EZ4224SRMA	25	\$882
EWPA36C	54	\$640	EXL3636865S	291	\$1668	EZ4224SRML	25	\$777
EWPA50	54	\$645	EXL4218865S	291	\$1024	EZ4230LR	26	\$498
EWPA50C	54	\$875	EXL4236865S	291	\$1673	EZ4230LRMA	26	\$923
EWPA60	54	\$775	EXL4818865S	291	\$1051	EZ4230LRML	26	\$820
EWPA60C	54	\$1100	EXL4836865S	291	\$1708	EZ4823	37	\$806
EWPF12	53,55,56	\$399	EXT2418865A	292	\$947	EZ4823B	37	\$1075
EWPF12P	53	\$499	EXT2436865A	292	\$1436	EZ4823BS	37	\$1223
EWPF15	53	\$479	EXT3018865A	292	\$920	EZ4823S	16,17,37	\$971
EWPF15P	53	\$579	EXT3036865A	292	\$1449	EZ4824CB	23	\$1338
EWPF30	53	\$669	EXT3618865A	292	\$966	EZ4824CBMA	23	\$1669
EWPF30P	53	\$769	EXT3636865A	292	\$1467	EZ4824CBML	23	\$1648
EWPF36	53	\$849	EXT4218865A	292	\$961	EZ4824CF	23	\$1292
EWPF36P	53	\$949	EXT4236865A	292	\$1472	EZ4824CFMA	23	\$1625
EWPF12	53	\$419	EXT4818865A	292	\$988	EZ4824CFML	23	\$1602
EWPF12P	53	\$519	EXT4836865A	292	\$1507	EZ4824CW	27	\$510
EWPF15	53	\$499	EZ3023	37	\$686	EZ4824KB	27	\$1254
EWPF15P	53	\$599	EZ3023B	37	\$945	EZ4824KF	27	\$1208
EWPF30	53	\$589	EZ3023BF	37	\$1238	EZ4824LB	22	\$1349
EWPF30P	53	\$689	EZ3023BS	37	\$1096	EZ4824LBMA	22	\$1679
EWPF36	53	\$669	EZ3023F	37	\$996	EZ4824LBML	22	\$1659
EWPF36P	53	\$769	EZ3023S	37	\$840	EZ4824LC	21	\$627
EWPFM12	53	\$680	EZ3036LNT	38	\$1247	EZ4824LCMA	21	\$1074
EWPFM12P	53	\$730	EZ3036NT	38	\$972	EZ4824LCML	21	\$953
EWPFM15	53	\$720	EZ3623	15,16,37	\$763	EZ4824LF	22	\$1303
EWPFM15P	53	\$770	EZ3623B	37	\$1023	EZ4824LFMA	22	\$1636
EWPFM30	53	\$790	EZ3623BF	37	\$1354	EZ4824LFML	22	\$1613
EWPFM30P	53	\$840	EZ3623BS	37	\$1170	EZ4824LL	21	\$638
EWPFM36	53,57	\$900	EZ3623F	15,16,37	\$1081	EZ4824LLMA	21	\$1085
EWPFM36P	53	\$950	EZ3623S	37	\$923	EZ4824LLML	21	\$965
EWPM12	53	\$449	EZ3624LR	26	\$470	EZ4824LR	26	\$533
EWPM15	53	\$529	EZ3624LRMA	26	\$844	EZ4824LRMA	26	\$984
EWPM30	53	\$629	EZ3624LRML	26	\$781	EZ4824LRML	26	\$859
EWPM36	53,57	\$699	EZ3624RR	25	\$327	EZ4824LS	21	\$606
EWPM12	53	\$299	EZ3624RRMA	25	\$709	EZ4824LSMA	21	\$1024
EWPM15	53	\$379	EZ3624RRML	25	\$637	EZ4824LSML	21	\$928
EWPM30	53	\$499	EZ3624SR	25	\$438	EZ4824LW	27	\$521
EWPM36	53,55,56	\$549	EZ3624SRMA	25	\$814	EZ4824RB	26	\$1241
EWS36	52,55,56,57	\$340	EZ3624SRML	25	\$748	EZ4824RBMA	16,26	\$1578

WORKSPACES
DESKS & STORAGE
TABLES
SEATING
HIGH DENSITY STORAGE
MAIL ROOM FURNITURE
TECHNOLOGY FURNITURE
DRAFTING FURNITURE
ACCESSORIES
PRODUCT INDEX

Index

Model No.	Page	List Price
EZ4824RBML	26	\$1548
EZ4824RF	26	\$1195
EZ4824RFMA	26	\$1534
EZ4824RFML	26	\$1506
EZ4824RR	25	\$422
EZ4824RRMA	25	\$880
EZ4824RRML	25	\$748
EZ4824SB	23	\$1317
EZ4824SBMA	23	\$1640
EZ4824SBML	23	\$1623
EZ4824SF	23	\$1271
EZ4824SFMA	23	\$1597
EZ4824SFML	23	\$1577
EZ4824SR	25	\$501
EZ4824SRMA	25	\$954
EZ4824SRML	25	\$827
EZ4830CW	27	\$516
EZ4830KB	27	\$1315
EZ4830KF	27	\$1269
EZ4830LL	21	\$645
EZ4830LLMA	21	\$1091
EZ4830LLML	21	\$971
EZ4830LR	26	\$539
EZ4830LRMA	26	\$991
EZ4830LRML	26	\$865
EZ4830LS	21	\$612
EZ4830LSMA	21	\$1030
EZ4830LSML	21	\$934
EZ4830LW	27	\$528
EZ4830RB	26	\$1302
EZ4830RBMA	26	\$1635
EZ4830RBML	26	\$1612
EZ4830RF	26	\$1256
EZ4830RFMA	26	\$1592
EZ4830RFML	26	\$1566
EZ6024BB	23,29	\$2089
EZ6024BBMA	23,29	\$2373
EZ6024BBML	23,29	\$2395
EZ6024BF	23,29	\$2043
EZ6024BFMA	23,29	\$2330
EZ6024BFML	23,29	\$2349
EZ6024CB	23	\$1368
EZ6024CBMA	23	\$1778
EZ6024CBML	23	\$1694
EZ6024CF	23	\$1322
EZ6024CFMA	23	\$1735
EZ6024CFML	23	\$1648
EZ6024CW	27	\$541
EZ6024FF	23,29	\$1997
EZ6024FFMA	23,29	\$2286
EZ6024FFML	23,29	\$2303
EZ6024KB	27	\$1274
EZ6024KF	27	\$1228
EZ6024LB	22,28	\$1379
EZ6024LBMA	22,28	\$1789
EZ6024LBML	22,28	\$1705
EZ6024LC	17,21,28	\$658
EZ6024LCMA	17,21,28	\$1272
EZ6024LCML	21,28	\$1020
EZ6024LF	22,28	\$1333
EZ6024LFMA	22,28	\$1745
EZ6024LFML	22,28	\$1659
EZ6024LL	21,28	\$670

Model No.	Page	List Price
EZ6024LLMA	21,28	\$1282
EZ6024LLML	21,28	\$1031
EZ6024LS	21,28	\$637
EZ6024LSMA	21,28	\$1250
EZ6024LSML	21,28	\$968
EZ6024LW	27	\$553
EZ6024SB	23,28	\$1347
EZ6024SBMA	23,28	\$1728
EZ6024SBML	23,28	\$1653
EZ6024SF	23,28	\$1301
EZ6024SFMA	23,28	\$1685
EZ6024SFML	23,28	\$1623
EZ6030BB	23	\$2204
EZ6030BBMA	23	\$2483
EZ6030BBML	23	\$2510
EZ6030BF	23	\$2158
EZ6030BFMA	23	\$2439
EZ6030BFML	23	\$2464
EZ6030CB	23	\$1429
EZ6030CBMA	23	\$1836
EZ6030CBML	23	\$1755
EZ6030CF	23	\$1383
EZ6030CFMA	23	\$1792
EZ6030CFML	23	\$1709
EZ6030CW	27	\$548
EZ6030FF	23	\$2112
EZ6030FFMA	23	\$2398
EZ6030FFML	23	\$2418
EZ6030KB	27	\$1334
EZ6030KF	27	\$1288
EZ6030LB	22	\$1440
EZ6030LBMA	22	\$1847
EZ6030LBML	22	\$1766
EZ6030LC	17,21	\$665
EZ6030LCMA	21	\$1278
EZ6030LCML	21	\$1026
EZ6030LF	22	\$1394
EZ6030LFMA	22	\$1803
EZ6030LFML	22	\$1720
EZ6030LL	19,21	\$676
EZ6030LLMA	21	\$1121
EZ6030LLML	21	\$1038
EZ6030LS	21	\$644
EZ6030LSMA	21	\$1256
EZ6030LSML	21	\$974
EZ6030LW	27	\$559
EZ6030SB	23	\$1408
EZ6030SBMA	23	\$1786
EZ6030SBML	23	\$1729
EZ6030SF	23	\$1362
EZ6030SFMA	23	\$1742
EZ6030SFML	23	\$1683
EZ6036BB	23	\$2395
EZ6036BBMA	23	\$2665
EZ6036BBML	23	\$2701
EZ6036BF	23	\$2323
EZ6036BFMA	23	\$2596
EZ6036BFML	23	\$2629
EZ6036CB	23	\$1550
EZ6036CBMA	23	\$1951
EZ6036CBML	23	\$1876
EZ6036CF	23	\$1478
EZ6036CFMA	23	\$1882

Model No.	Page	List Price
EZ6036CFML	23	\$1804
EZ6036FF	23	\$2251
EZ6036FFMA	23	\$2528
EZ6036FFML	23	\$2557
EZ6036LB	22	\$1561
EZ6036LBMA	22	\$1961
EZ6036LBML	22	\$1887
EZ6036LC	21	\$716
EZ6036LCMA	21	\$1326
EZ6036LCML	21	\$1077
EZ6036LF	22	\$1489
EZ6036LFMA	22	\$1894
EZ6036LFML	22	\$1815
EZ6036LL	21	\$727
EZ6036LLMA	21	\$1338
EZ6036LLML	21	\$1089
EZ6036LS	21	\$695
EZ6036LSMA	21	\$1304
EZ6036LSML	21	\$1025
EZ6036SB	23	\$1529
EZ6036SBMA	23	\$1901
EZ6036SBML	23	\$1851
EZ6036SF	23	\$1457
EZ6036SFMA	23	\$1833
EZ6036SFML	23	\$1779
EZ7224BB	23,29	\$2132
EZ7224BBMA	23	\$2474
EZ7224BBML	23	\$2454
EZ7224BF	23,29	\$2086
EZ7224BFMA	23,29	\$2431
EZ7224BFML	23,29	\$2408
EZ7224CB	23	\$1409
EZ7224CBMA	23	\$1984
EZ7224CBML	23	\$1770
EZ7224CF	23	\$1363
EZ7224CFMA	23	\$1941
EZ7224CFML	23	\$1724
EZ7224CW	27	\$581
EZ7224FF	15,23,29	\$2040
EZ7224FFMA	23	\$2387
EZ7224FFML	23	\$2362
EZ7224KB	27	\$1306
EZ7224KF	27	\$1260
EZ7224LB	14,15,22,28	\$1420
EZ7224LBMA	22,28	\$1996
EZ7224LBML	22,28	\$1782
EZ7224LC	21,28	\$698
EZ7224LCMA	21,28	\$1337
EZ7224LCML	21,28	\$1071
EZ7224LF	22,28	\$1374
EZ7224LFMA	22,28	\$1952
EZ7224LFML	22,28	\$1736
EZ7224LL	21,28	\$710
EZ7224LLMA	21,28	\$1347
EZ7224LLML	21,28	\$1083
EZ7224LS	21,28	\$677
EZ7224LSMA	21,28	\$1305
EZ7224LSML	21,28	\$1044
EZ7224LW	27	\$593
EZ7224SB	23,28	\$1388
EZ7224SBMA	23,28	\$1963
EZ7224SBML	23,28	\$1718
EZ7224SF	23,28	\$1342

Index

Model No.	Page	List Price	Model No.	Page	List Price	Model No.	Page	List Price
EZ7224SFMA	23,28	\$1919	EZ7236LCMA	21	\$1398	EZBS36F7	268	\$731
EZ7224SFML	23,28	\$1672	EZ7236LCML	21	\$1136	EZBS36F8	268	\$768
EZ7228	29,38	\$1891	EZ7236LF	22	\$1537	EZBS36F9	268	\$813
EZ7228L	14,29,38	\$2300	EZ7236LFMA	22	\$2107	EZBS36F10	268	\$866
EZ7230BB	23	\$2251	EZ7236LFML	22	\$1899	EZBS36F11	268	\$918
EZ7230BBMA	15,23	\$2587	EZ7236LL	21	\$774	EZBS36F12	268	\$971
EZ7230BBML	23	\$2573	EZ7236LLMA	21	\$1408	EZBS36F13	268	\$1038
EZ7230BF	23	\$2205	EZ7236LLML	21	\$1147	EZBS48F2	268	\$697
EZ7230BFMA	23	\$2544	EZ7236LS	21	\$742	EZBS48F3	268	\$759
EZ7230BFML	23	\$2527	EZ7236LSMA	21	\$1367	EZBS48F4	268	\$834
EZ7230CB	23	\$1473	EZ7236LSML	21	\$1109	EZBS48F5	268	\$896
EZ7230CBMA	23	\$2046	EZ7236SB	23	\$1577	EZBS48F6	268	\$946
EZ7230CBML	23	\$1835	EZ7236SBMA	23	\$2142	EZBS48F7	268	\$1021
EZ7230CF	23	\$1427	EZ7236SBML	23	\$1907	EZBS48F8	268	\$1084
EZ7230CFMA	23	\$2002	EZ7236SF	23	\$1505	EZBS48F9	268	\$1159
EZ7230CFML	23	\$1789	EZ7236SFMA	23	\$2074	EZBS48F10	268	\$1246
EZ7230CW	27	\$591	EZ7236SFML	23	\$1835	EZBS48F11	268	\$1334
EZ7230FF	23	\$2159	EZAPP18	35,36	\$271	EZBS48F12	268	\$1421
EZ7230FFMA	23	\$2503	EZAPP24	35,36	\$292	EZBS48F13	268	\$1534
EZ7230FFML	23	\$2481	EZAPP30	35,36	\$312	EZBSB24F2	268	\$784
EZ7230KB	27	\$1371	EZAPP36	35	\$323	EZBSB24F3	268	\$807
EZ7230KF	27	\$1325	EZAPP42	35	\$344	EZBSB24F4	268	\$852
EZ7230LB	22	\$1485	EZAPP48	35	\$365	EZBSB24F5	268	\$874
EZ7230LBMA	14,15,22	\$2057	EZAPP54	16,17,19,35	\$396	EZBSB24F6	268	\$919
EZ7230LBML	22	\$1847	EZAPP60	35	\$417	EZBSB24F7	268	\$964
EZ7230LC	21	\$709	EZAPP66	35	\$448	EZBSB24F8	268	\$1002
EZ7230LCMA	21	\$1346	EZASP24	35	\$292	EZBSB24F9	268	\$1047
EZ7230LCML	21	\$1082	EZASP30	35	\$312	EZBSB24F10	268	\$1099
EZ7230LF	22	\$1439	EZASP36	35	\$323	EZBSB24F11	268	\$1152
EZ7230LFMA	22	\$2014	EZASP42	35	\$344	EZBSB24F12	268	\$1204
EZ7230LFML	22	\$1801	EZASP48	35	\$365	EZBSB24F13	268	\$1272
EZ7230LL	21	\$720	EZASP54	35	\$396	EZBSB36F2	268	\$1079
EZ7230LLMA	21	\$1357	EZASP60	35	\$417	EZBSB36F3	268	\$1140
EZ7230LLML	21	\$1093	EZASP66	18,35	\$448	EZBSB36F4	268	\$1215
EZ7230LS	21	\$688	EZBC2423	40	\$521	EZBSB36F5	268	\$1278
EZ7230LSMA	21	\$1316	EZBC2434	40	\$653	EZBSB36F6	268	\$1328
EZ7230LSML	21	\$1054	EZBC3023	17,40	\$542	EZBSB36F7	268	\$1403
EZ7230LW	27	\$603	EZBC3034	40	\$705	EZBSB36F8	268	\$1465
EZ7230SB	23	\$1453	EZBC3623	40	\$553	EZBSB36F9	268	\$1540
EZ7230SBMA	23	\$2024	EZBC3629	40	\$712	EZBSB36F10	268	\$1628
EZ7230SBML	23	\$1783	EZBC3634	40	\$803	EZBSB36F11	268	\$1715
EZ7230SF	23	\$1407	EZBC3651	40	\$1042	EZBSB36F12	268	\$1803
EZ7230SFMA	23	\$1980	EZBC3662	40	\$1115	EZBSB36F13	268	\$1915
EZ7230SFML	23	\$1737	EZBCT24	268	\$868	EZBSB48F2	268	\$1325
EZ7236BB	23	\$2445	EZBCT24C	268	\$704	EZBSB48F3	268	\$1370
EZ7236BBMA	14,23	\$2667	EZBRB	49	\$46	EZBSB48F4	268	\$1460
EZ7236BBML	23	\$2767	EZBS24F2	268	\$393	EZBSB48F5	268	\$1535
EZ7236BF	23	\$2373	EZBS24F3	268	\$407	EZBSB48F6	268	\$1595
EZ7236BFMA	23	\$2703	EZBS24F4	268	\$437	EZBSB48F7	268	\$1685
EZ7236BFML	23	\$2695	EZBS24F5	268	\$462	EZBSB48F8	268	\$1760
EZ7236CB	23	\$1598	EZBS24F6	268	\$482	EZBSB48F9	268	\$1850
EZ7236CBMA	23	\$2164	EZBS24F7	268	\$512	EZBSB48F10	268	\$1955
EZ7236CBML	23	\$1959	EZBS24F8	268	\$537	EZBSB48F11	268	\$2060
EZ7236CF	23	\$1526	EZBS24F9	268	\$567	EZBSB48F12	268	\$2165
EZ7236CFMA	23	\$2095	EZBS24F10	268	\$602	EZBSB48F13	268	\$2300
EZ7236CFML	23	\$1887	EZBS24F11	268	\$637	EZBT24	268	\$129
EZ7236FF	23	\$2301	EZBS24F12	268	\$672	EZBT36	268	\$177
EZ7236FFMA	23	\$2634	EZBS24F13	268	\$717	EZBT48	268	\$195
EZ7236FFML	23	\$2623	EZBS36F2	268	\$551	EZBTC24	45	\$100
EZ7236LB	22	\$1609	EZBS36F3	268	\$573	EZBTC30	45	\$112
EZ7236LBMA	22	\$2175	EZBS36F4	268	\$618	EZBTC36	45	\$124
EZ7236LBML	22	\$1971	EZBS36F5	268	\$666	EZBTC42	45	\$136
EZ7236LC	21	\$763	EZBS36F6	268	\$686	EZBTL18	390	\$249

WORKSPACES
DESKS & STORAGE
TABLES
SEATING
HIGH DENSITY STORAGE
MAIL ROOM FURNITURE
TECHNOLOGY FURNITURE
DRAFTING FURNITURE
ACCESSORIES
PRODUCT INDEX

Index

Model No.	Page	List Price
EZBTL30	390	\$329
EZCA24	43	\$285
EZCBK	37	\$312
EZCRT	41	\$22
EZCS	15,16,43	\$314
EZCSHB	68	\$191
EZCSHF	68	\$191
EZDC	390	\$419
EZDCK72	31	\$998
EZDCK84	31	\$998
EZDCS	390	\$499
EZDEB10	49	\$107
EZDEB13	49	\$117
EZDEB16	49,54	\$130
EZDEB24	49	\$143
EZDEB30	49	\$158
EZDEB36	49,54	\$170
EZDLCK	32	\$125
EZDM	390	\$419
EZDMS	390	\$499
EZDO	390	\$310
EZDP	390	\$194
EZDR	390	\$310
EZEC206	17,46	\$398
EZEP3624R	26	\$459
EZEP3624RMA	26	\$825
EZEP3624RML	26	\$769
EZEP3630R	26	\$516
EZEP3630RMA	26	\$888
EZEP3630RML	26	\$827
EZEP4224R	26	\$491
EZEP4224RMA	26	\$915
EZEP4224RML	26	\$817
EZEP4230R	26	\$556
EZEP4230RMA	26	\$977
EZEP4230RML	26	\$878
EZEP4824B	22	\$1351
EZEP4824BMA	22	\$1681
EZEP4824BML	22	\$1662
EZEP4824C	21	\$630
EZEP4824CMA	21	\$1077
EZEP4824CML	21	\$956
EZEP4824F	22	\$1305
EZEP4824FMA	22	\$1639
EZEP4824FML	22	\$1616
EZEP4824L	21	\$642
EZEP4824LMA	21	\$1088
EZEP4824LML	21	\$968
EZEP4824R	26	\$535
EZEP4824RMA	26	\$986
EZEP4824RML	26	\$861
EZEP4824S	22	\$609
EZEP4824SMA	22	\$1027
EZEP4824SML	22	\$931
EZEP4830B	22	\$1558
EZEP4830BMA	22	\$1878
EZEP4830BML	22	\$1868
EZEP4830C	21	\$783
EZEP4830CMA	21	\$1222
EZEP4830CML	21	\$1109
EZEP4830F	22	\$1512
EZEP4830FMA	22	\$1835
EZEP4830FML	22	\$1822

Model No.	Page	List Price
EZEP4830L	21	\$794
EZEP4830LMA	21	\$1233
EZEP4830LML	21	\$1120
EZEP4830R	26	\$688
EZEP4830RMA	26	\$1132
EZEP4830RML	26	\$1014
EZEP4830S	22	\$762
EZEP4830SMA	22	\$1172
EZEP4830SML	22	\$1084
EZEP6024B	22,29	\$1395
EZEP6024BMA	22,29	\$1804
EZEP6024BML	22,29	\$1721
EZEP6024C	17,21,29	\$674
EZEP6024CMA	17,21,29	\$1286
EZEP6024CML	21,29	\$1036
EZEP6024F	22,29	\$1349
EZEP6024FMA	22,29	\$1760
EZEP6024FML	22,29	\$1675
EZEP6024L	21,29	\$686
EZEP6024LMA	21,29	\$1298
EZEP6024LML	21,29	\$1047
EZEP6024S	22,29	\$653
EZEP6024SMA	22,29	\$1264
EZEP6024SML	22,29	\$983
EZEP6030B	22	\$1503
EZEP6030BMA	22	\$1906
EZEP6030BML	22	\$1829
EZEP6030C	16,21	\$727
EZEP6030CMA	17,21	\$1338
EZEP6030CML	21	\$1089
EZEP6030F	22	\$1457
EZEP6030FMA	22	\$1862
EZEP6030FML	22	\$1783
EZEP6030L	21	\$739
EZEP6030LMA	21	\$1348
EZEP6030LML	21	\$1100
EZEP6030S	22	\$706
EZEP6030SMA	22	\$1316
EZEP6030SML	22	\$1037
EZEP6036B	22	\$1628
EZEP6036BMA	22	\$2025
EZEP6036BML	22	\$1954
EZEP6036C	22	\$783
EZEP6036CMA	22	\$1390
EZEP6036CML	22	\$1144
EZEP6036F	22	\$1556
EZEP6036FMA	22	\$1956
EZEP6036FML	22	\$1882
EZEP6036L	21	\$794
EZEP6036LMA	21	\$1400
EZEP6036LML	21	\$1156
EZEP6036S	22	\$762
EZEP6036SMA	22	\$1368
EZEP6036SML	22	\$1092
EZEP7224B	22,29	\$1496
EZEP7224BMA	22,29	\$2068
EZEP7224BML	22,29	\$1858
EZEP7224C	21,29	\$777
EZEP7224CMA	21,29	\$1412
EZEP7224CML	21,29	\$1151
EZEP7224F	22,29	\$1450
EZEP7224FMA	22,29	\$2024
EZEP7224FML	22,29	\$1812

Model No.	Page	List Price
EZEP7224L	21,29	\$789
EZEP7224LMA	21,29	\$1422
EZEP7224LML	21,29	\$1162
EZEP7224S	22,29	\$757
EZEP7224SMA	22,29	\$1380
EZEP7224SML	22,29	\$1123
EZEP7230B	22	\$1563
EZEP7230BMA	22	\$2132
EZEP7230BML	22	\$1925
EZEP7230C	22	\$790
EZEP7230CMA	22	\$1423
EZEP7230CML	22	\$1163
EZEP7230F	22	\$1517
EZEP7230FMA	22	\$2088
EZEP7230FML	22	\$1879
EZEP7230L	21	\$802
EZEP7230LMA	21	\$1435
EZEP7230LML	21	\$1175
EZEP7230S	22	\$769
EZEP7230SMA	22	\$1393
EZEP7230SML	22	\$1136
EZEP7236B	22	\$1689
EZEP7236BMA	22	\$2251
EZEP7236BML	22	\$2050
EZEP7236C	22	\$845
EZEP7236CMA	22	\$1449
EZEP7236CML	22	\$1218
EZEP7236F	22	\$1617
EZEP7236FMA	22	\$2182
EZEP7236FML	22	\$1978
EZEP7236L	21	\$857
EZEP7236LMA	21	\$1487
EZEP7236LML	21	\$1230
EZEP7236S	22	\$825
EZEP7236SMA	22	\$1445
EZEP7236SML	22	\$1191
EZETP10K	46	\$276
EZETP1K	46	\$146
EZETP2K	46	\$186
EZETP3K	46	\$262
EZETP4K	46	\$294
EZETP5K	46	\$296
EZETP6K	46	\$384
EZETP7K	46	\$92
EZETP8K	46	\$224
EZETP9K	46	\$297
EZFC18	19,34	\$562
EZGA	31,53	Call for Quote
EZH24	20,42	\$391
EZH24S	42	\$521
EZH30	20,42	\$426
EZH30C	42	\$850
EZH30F	18,42	\$750
EZH30L	42	\$573
EZH30S	18,42	\$626
EZH36	42	\$464
EZH36C	42	\$891
EZH36F	18,19,42	\$791
EZH36L	42	\$632
EZH36S	42	\$730
EZH42C	42	\$940
EZH42F	42	\$840
EZH42L	42	\$676

Index

Model No.	Page	List Price
EZH48C	42	\$955
EZH48F	42	\$855
EZH48L	42	\$691
EZH60C	42	\$1543
EZH60F	42	\$1343
EZH60L	42	\$1001
EZH72C	42	\$1592
EZH72F	14,15, 16,42	\$1392
EZH72L	14,42	\$1045
EZH78C	42	\$1612
EZH78F	42	\$1412
EZH78L	42	\$1066
EZHL7224CW	27	\$742
EZHL7224KB	18,27	\$1467
EZHL7224KF	27	\$1421
EZHL7224LB	24	\$1581
EZHL7224LBMA	24	\$2149
EZHL7224LBML	24	\$1943
EZHL7224LC	24	\$859
EZHL7224LCMA	24	\$1479
EZHL7224LCML	24	\$1226
EZHL7224LF	24	\$1535
EZHL7224LFMA	24	\$2105
EZHL7224LFML	24	\$1818
EZHL7224LL	18,19,24	\$870
EZHL7224LLMA	16,24	\$1489
EZHL7224LLML	24	\$1244
EZHL7224LS	24	\$838
EZHL7224LSMA	15,16,24	\$1459
EZHL7224LSML	24	\$1205
EZHL7224LW	27	\$753
EZHL7224SB	24	\$1549
EZHL7224SBMA	24	\$2115
EZHL7224SBML	24	\$1879
EZHL7224SF	24	\$1503
EZHL7224SFMA	24	\$2072
EZHL7224SFML	24	\$1833
EZHL7224SS	24	\$806
EZHL7224SSMA	24	\$1412
EZHL7224SSML	24	\$1167
EZHR48	34	\$710
EZHR52	34	\$730
EZHR53	34	\$762
EZHR60	34	\$783
EZHR64	34	\$804
EZHR65	34	\$856
EZHR72	34	\$835
EZHR7224CW	27	\$742
EZHR7224KB	18,27	\$1467
EZHR7224KF	27	\$1421
EZHR7224LB	24	\$1581
EZHR7224LBMA	24	\$2149
EZHR7224LBML	24	\$1943
EZHR7224LC	24	\$859
EZHR7224LCMA	24	\$1479
EZHR7224LCML	24	\$1226
EZHR7224LF	24	\$1535
EZHR7224LFMA	24	\$2105
EZHR7224LFML	24	\$1818
EZHR7224LL	18,19,24	\$870
EZHR7224LLMA	16,24	\$1489
EZHR7224LLML	24	\$1244
EZHR7224LS	24	\$838

Model No.	Page	List Price
EZHR7224LSMA	15,16,24	\$1459
EZHR7224LSML	24	\$1205
EZHR7224LW	27	\$753
EZHR7224SB	24	\$1549
EZHR7224SBMA	24	\$2115
EZHR7224SBML	24	\$1879
EZHR7224SF	24	\$1503
EZHR7224SFMA	24	\$2072
EZHR7224SFML	24	\$1833
EZHR7224SS	24	\$806
EZHR7224SSMA	24	\$1412
EZHR7224SSML	24	\$1167
EZHR76	19,34	\$856
EZHR77	34	\$887
EZKC1	359,388	\$509
EZKC2	359,388	\$772
EZKCC	359,388	\$275
EZKE1	359,388	\$314
EZKE2	359,388	\$443
EZKT101	41	\$22
EZKT102	41	\$22
EZKT103	41	\$22
EZKT104	41	\$22
EZLS48	30,31	\$1650
EZLS48EC	31	\$1680
EZLS48ECH	31	\$1730
EZLS48H	30	\$1700
EZLS54	30,31	\$1725
EZLS54EC	31	\$1755
EZLS54ECH	31	\$1805
EZLS54H	30	\$1775
EZLS60	30,31	\$1800
EZLS60EC	31	\$1830
EZLS60ECH	31	\$1880
EZLS60H	30	\$1850
EZLSCK	31	\$40
EZMAP16	36	\$260
EZMAP22	36	\$312
EZMAP28	36	\$323
EZMK	41	\$22
EZMLP16	36	\$62
EZMLP22	36	\$68
EZMLP28	36	\$72
EZMR	31,53	Call for Quote
EZOT2448	32	\$6320
EZOT2448E	32	\$6440
EZOT2448EH	32	\$6590
EZOT2448H	32	\$6470
EZOT3060	32	\$7395
EZOT3060E	32	\$7515
EZOT3060EH	32	\$7665
EZOT3060H	32	\$7545
EZOTCONN	33	\$450
EZOTE48S	32	\$2625
EZOTE60S	32	\$2625
EZP24	40	\$588
EZP24BBF	40	\$877
EZP24FF	40	\$831
EZP30	40	\$674
EZP30BBF	17,40	\$931
EZP30FF	40	\$885
EZP36	40	\$732
EZP36BBF	40	\$1001

Model No.	Page	List Price
EZP36FF	40	\$929
EZP6024	20,28	\$648
EZP6024D	18,28	\$1251
EZP6024S	28	\$454
EZPM24BF	18,19,20,41	\$620
EZPP12	48	\$622
EZPWFP48	45	\$135
EZPWFP60	45	\$145
EZPWFP72	45	\$156
EZPWFT	45	\$312
EZPWSK48	45	\$333
EZPWSK60	45	\$365
EZPWSK72	45	\$407
EZR48	34	\$438
EZR52	34	\$459
EZR53	34	\$480
EZR60	34	\$459
EZR64	19,34	\$480
EZR65	34	\$501
EZR72	34	\$480
EZR76	34	\$501
EZR77	34	\$521
EZSA24	41	\$442
EZSA24S	42	\$521
EZSA30	41	\$461
EZSA30S	42	\$678
EZSA36	41	\$530
EZSA36S	42	\$783
EZSC15	13,18,19,20, 37,41	\$277
EZSC15F10	37,41	\$540
EZSC15F2	37,41	\$277
EZSC15F3	37,41	\$305
EZSC15F4	37,41	\$319
EZSC15F5	37,41	\$333
EZSC15F6	37,41	\$374
EZSC15F7	37,41	\$402
EZSC15F8	37,41	\$458
EZSC15F9	37,41	\$500
EZSC15FX	37,41	\$305
EZSC24	37	\$277
EZSC24F10	37	\$540
EZSC24F2	37	\$277
EZSC24F3	37	\$305
EZSC24F4	37	\$319
EZSC24F5	37	\$333
EZSC24F6	37	\$374
EZSC24F7	37	\$402
EZSC24F8	37	\$458
EZSC24F9	37	\$500
EZSC24FX	37	\$305
EZSC30	13,37	\$297
EZSC30F10	37	\$579
EZSC30F2	37	\$297
EZSC30F3	37	\$326
EZSC30F4	37	\$341
EZSC30F5	37	\$356
EZSC30F6	37	\$401
EZSC30F7	37	\$431
EZSC30F8	37	\$490
EZSC30F9	37	\$535
EZSC30FX	37	\$326
EZSC36	37	\$326

WORKSPACES
DESKS & STORAGE
TABLES
SEATING
HIGH DENSITY STORAGE
MAIL ROOM FURNITURE
TECHNOLOGY FURNITURE
DRAFTING FURNITURE
ACCESSORIES
PRODUCT INDEX

Index

Model No.	Page	List Price
EZSC36F10	37	\$636
EZSC36F2	37	\$326
EZSC36F3	37	\$359
EZSC36F4	37	\$375
EZSC36F5	37	\$392
EZSC36F6	37	\$441
EZSC36F7	37	\$474
EZSC36F8	37	\$538
EZSC36F9	37	\$587
EZSC36FX	37	\$359
EZSC42	37	\$357
EZSC42F10	37	\$697
EZSC42F2	37	\$357
EZSC42F3	37	\$393
EZSC42F4	37	\$411
EZSC42F5	37	\$428
EZSC42F6	37	\$482
EZSC42F7	37	\$517
EZSC42F8	37	\$589
EZSC42F9	37	\$644
EZSC42FX	37	\$393
EZSC48	37	\$377
EZSC48F10	37	\$735
EZSC48F2	37	\$377
EZSC48F3	37	\$415
EZSC48F4	37	\$434
EZSC48F5	37	\$452
EZSC48F6	37	\$509
EZSC48F7	37	\$547
EZSC48F8	37	\$622
EZSC48F9	37	\$678
EZSC48FX	37	\$415
EZSCK	31,199	\$473
EZSCK4	31,52	\$604
EZSCL37	33	\$162
EZSH4824	30	\$1250
EZSH4824EC	30	\$1270
EZSH4824ECH	30	\$1320
EZSH4824H	30	\$1300
EZSH4830	30	\$1300
EZSH4830EC	30	\$1320
EZSH4830ECH	30	\$1370
EZSH4830H	30	\$1350
EZSH6024	30	\$1360
EZSH6024EC	30	\$1380
EZSH6024ECH	30	\$1430
EZSH6024H	30	\$1410
EZSH6030	30	\$1380
EZSH6030EC	30	\$1400
EZSH6030ECH	30	\$1430
EZSH6030H	30	\$1410
EZSH6036	30	\$1400
EZSH6036EC	30	\$1420
EZSH6036ECH	30	\$1470
EZSH6036EM	30	\$1440
EZSH6036EMH	30	\$1570
EZSH6036H	30	\$1450
EZSH7224	30	\$1420
EZSH7224EC	30	\$1460
EZSH7224ECH	30	\$1510
EZSH7224H	30	\$1470
EZSH7230	30	\$1450
EZSH7230EC	30	\$1490

Model No.	Page	List Price
EZSH7230ECH	30	\$1540
EZSH7230H	30	\$1500
EZSH7236	30	\$1480
EZSH7236EC	30	\$1520
EZSH7236ECH	30	\$1570
EZSH7236EM	30	\$1520
EZSH7236EMH	30	\$1670
EZSH7236H	30	\$1530
EZSH8424	30	\$1650
EZSH8424EC	30	\$1690
EZSH8424ECH	30	\$1740
EZSH8424H	30	\$1700
EZSH8430	30	\$1680
EZSH8430EC	30	\$1720
EZSH8430ECH	30	\$1770
EZSH8430H	30	\$1730
EZSH8436	30	\$1750
EZSH8436EC	30	\$1790
EZSH8436ECH	30	\$1840
EZSH8436EM	30	\$1790
EZSH8436EMH	30	\$1940
EZSH8436H	30	\$1800
EZSM18H	14,16,43	\$437
EZSM18V	14,43	\$437
EZST2424	268	\$672
EZST3624	268	\$823
EZST4824	268	\$852
EZST2424C	268	\$523
EZST3624C	268	\$666
EZST4824C	268	\$695
EZT3019	39	\$283
EZT3019H	39	\$333
EZT3619	39	\$295
EZT3619H	39	\$345
EZT6019	39	\$416
EZT6019H	39	\$466
EZT7219	39	\$472
EZT7219H	39	\$522
EZT9619	39	\$528
EZT9619H	39	\$578
EZTB24HA	17,44	\$1118
EZTB24HS	44	\$1293
EZTB24PS	44	\$1265
EZTB30HA	44	\$1176
EZTB30HS	44	\$1342
EZTB30PS	17,44	\$1315
EZTB36HA	44	\$1222
EZTB36HS	44	\$1378
EZTB36PS	44	\$1351
EZTB42HA	44	\$1256
EZTB42HS	44	\$1403
EZTB42PS	44	\$1376
EZTB48HA	33,44	\$1462
EZTB48HS	17,33,44	\$1636
EZTB48PS	33,44	\$1609
EZTB60HA	19,20,33,44	\$1559
EZTB60HS	19,20,33,44	\$1725
EZTB60PS	16,17,33,44	\$1698
EZTB72HA	18,19,44	\$1664
EZTB72HS	18,19,44	\$1820
EZTB72PS	44	\$1793
EZTKB10	49	\$89
EZTKB10P	49	\$170

Model No.	Page	List Price
EZTKB13	49	\$98
EZTKB13P	49	\$182
EZTKB16	49,54	\$110
EZTKB16P	49	\$195
EZTKB24	49	\$126
EZTKB24P	49	\$203
EZTKB30	49	\$144
EZTKB30P	49	\$222
EZTKB36	49,54	\$160
EZTKB36P	49	\$239
EZTL60CW	27	\$584
EZTL60LC	25	\$701
EZTL60LCMA	25	\$1313
EZTL60LCML	25	\$1063
EZTL60LL	20,25	\$713
EZTL60LLMA	25	\$1323
EZTL60LLML	25	\$1074
EZTL60LS	25	\$690
EZTL60LSMA	25	\$1300
EZTL60LSML	25	\$1020
EZTL60LW	20,27	\$596
EZTL60SS	25	\$648
EZTL60SSMA	25	\$1094
EZTL60SSML	25	\$974
EZTL72CW	27	\$634
EZTL72LC	25	\$751
EZTL72LCMA	25	\$1387
EZTL72LCML	25	\$1124
EZTL72LL	25	\$763
EZTL72LLMA	25	\$1398
EZTL72LLML	25	\$1136
EZTL72LS	25	\$740
EZTL72LSMA	25	\$1349
EZTL72LSML	25	\$1101
EZTL72LW	27	\$646
EZTL72SS	25	\$698
EZTL72SSMA	25	\$1309
EZTL72SSML	25	\$1060
EZTM30	49	\$543
EZTM42	14,15,49	\$585
EZTM48	49	\$632
EZTP2412	36	\$365
EZTP2412P	36	\$469
EZTP2418	36	\$469
EZTP2418P	36	\$574
EZTP3012	36	\$396
EZTP3012P	36	\$501
EZTP3018	36	\$501
EZTP3018P	36	\$605
EZTP3612	36	\$427
EZTP3612P	36	\$532
EZTP3618	36	\$532
EZTP3618P	36	\$636
EZTP4212	36	\$480
EZTP4212P	36	\$584
EZTP4218	36	\$584
EZTP4218P	36	\$689
EZTP4812	36	\$511
EZTP4812P	36	\$616
EZTP4818	36	\$616
EZTP4818P	36	\$720
EZTP5412	36	\$532
EZTP5412P	36	\$636

Index

Model No.	Page	List Price	Model No.	Page	List Price	Model No.	Page	List Price
EZTP5418	36	\$636	EZZDPP1224	225	\$318	FF532	310	\$12970
EZTP5418P	36	\$741	EZZDPP1230	225	\$374	FF5322	310	\$19710
EZTP6012	36	\$563	EZZDPP1236	225	\$388	FF5322K	310	\$19760
EZTP6012P	36	\$668	EZZDPP1242	225	\$417	FF532K	310	\$13022
EZTP6018	36	\$668	EZZDPP1248	225	\$445	FF543	310	\$18142
EZTP6018P	36	\$772	EZZDPP1254	225	\$459	FF5433	310	\$27978
EZTP6612	36	\$605	EZZDPP1260	225	\$475	FF5433K	310	\$28028
EZTP6612P	36	\$710	EZZDPP1266	225	\$486	FF543K	310	\$18192
EZTP6618	36	\$710	EZZDPP1272	225	\$501	FF621	310	\$8339
EZTP6618P	36	\$814	EZZDPP1518	225	\$329	FF6211	310	\$12078
EZTR60CW	27	\$584	EZZDPP1524	225	\$374	FF6211K	310	\$12128
EZTR60LC	25	\$701	EZZDPP1530	225	\$420	FF621K	310	\$8392
EZTR60LCMA	25	\$1313	EZZDPP1536	225	\$435	FF632	310	\$14086
EZTR60LCML	25	\$1063	EZZDPP1542	225	\$507	FF6322	310	\$21275
EZTR60LL	20,25	\$713	EZZDPP1548	225	\$512	FF6322K	310	\$21328
EZTR60LLMA	25	\$1313	EZZDPP1554	225	\$527	FF632K	310	\$14371
EZTR60LLML	25	\$1074	EZZDPP1560	225	\$785	FF643	310	\$19706
EZTR60LS	25	\$690	EZZDPP1566	225	\$803	FF6433	310	\$30213
EZTR60LSMA	25	\$1300	EZZDPP1572	225	\$824	FF6433K	310	\$30267
EZTR60LSML	25	\$1020	EZZSPP1218	225	\$162	FF643K	310	\$19761
EZTR60LW	20,27	\$596	EZZSPP1224	225	\$168	FF721	310	\$9394
EZTR60SS	25	\$648	EZZSPP1230	225	\$197	FF7211	310	\$13488
EZTR60SSMA	25	\$1094	EZZSPP1236	225	\$205	FF7211K	310	\$13538
EZTR60SSML	25	\$974	EZZSPP1242	225	\$218	FF721K	310	\$9566
EZTR72CW	27	\$634	EZZSPP1248	225	\$232	FF732	310	\$15849
EZTR72LC	25	\$751	EZZSPP1254	225	\$245	FF7322	310	\$23739
EZTR72LCMA	25	\$1387	EZZSPP1260	225	\$255	FF7322K	310	\$23794
EZTR72LCML	25	\$1124	EZZSPP1266	225	\$265	FF732K	310	\$16133
EZTR72LL	25	\$763	EZZSPP1272	225	\$277	FF743	310	\$22171
EZTR72LLMA	25	\$1398	EZZSPP1518	225	\$174	FF7433	310	\$33735
EZTR72LLML	25	\$1136	EZZSPP1524	225	\$197	FF7433K	310	\$33785
EZTR72LS	25	\$740	EZZSPP1530	225	\$220	FF743K	310	\$22571
EZTR72LSMA	25	\$1349	EZZSPP1536	225	\$230	FFD	310	\$3
EZTR72LSML	25	\$1101	EZZSPP1542	225	\$263	FFD5	310	\$2076
EZTR72LW	27	\$646	EZZSPP1548	225	\$267	FFD5K	310	\$2133
EZTR72SS	25	\$698	EZZSPP1554	225	\$276	FFD6	310	\$2300
EZTR72SSMA	25	\$1309	EZZSPP1560	225	\$405	FFD6K	310	\$2356
EZTR72SSML	25	\$1060	EZZSPP1566	225	\$417	FFD7	310	\$2652
EZTRIM	54	\$75	EZZSPP1572	225	\$430	FFD7K	310	\$2709
EZTRIMD	54	\$115	F09DV24	284	\$233	FFDMK	310	\$18
EZTTM	94,246	\$375	F09DV6	284	\$59	FFN5	310	\$1496
EZTW48HA	45	\$2302	F12DV24	284	\$155	FFN6	310	\$1666
EZTW48HS	45	\$2477	F12DV6	284,307	\$39	FFN7	310	\$1872
EZTW48PS	45	\$2449	F15DV24	284	\$176	FH2448	207	\$954
EZTW60HA	20,45	\$2492	F15DV6	284,307	\$45	FH3060	207	\$1061
EZTW60HS	20,45	\$2658	F15SRA	282	\$9	FH3621	299	\$11015
EZTW60PS	45	\$2631	F18SR	293	\$9	FH36211	299	\$15591
EZTW72HA	18,45	\$2692	F18SRA	284,293	\$9	FH3632	299	\$18534
EZTW72HS	18,45	\$2849	F24SRA	284	\$11	FH36322	299	\$27408
EZTW72PS	45	\$2822	F30SRA	284	\$11	FH3643	299	\$25929
EZVCL	48	\$51	F36SR	293	\$16	FH36433	299	\$38980
EZWC17	36	\$86	F36SRA	293	\$11	FH3672	207	\$1339
EZWC23	36	\$89	F740	66,199,246	\$24	FH4221	299	\$12051
EZWC29	36	\$91	F740POWB	48,234	\$72	FH42211	299	\$17060
EZWC6	48,360	\$6	F740POWW	48,234	\$72	FH4232	299	\$20169
EZWT1562	39	\$1829	F740USBB	48,234	\$230	FH42322	299	\$29774
EZWT51	39	\$2090	F740USBW	48,234	\$230	FH4243	299	\$28343
EZWT51R	39	\$2090	F861	360	\$35	FH42433	299	\$42600
EZWT62	15,16,39	\$2159	F890	224	\$106	FH4821	299	\$13161
EZWT62R	39	\$2159	FF521	310	\$7668	FH48211	299	\$18656
EZWTC51	39	\$1484	FF5211	310	\$11185	FH4832	299	\$22194
EZWTC62	14,39	\$1543	FF5211K	310	\$11235	FH48322	299	\$32622
EZZDPP1218	225	\$303	FF521K	310	\$7718	FH4843	299	\$31142

WORKSPACES
DESKS & STORAGE
TABLES
SEATING
HIGH DENSITY STORAGE
MAIL ROOM FURNITURE
TECHNOLOGY FURNITURE
DRAFTING FURNITURE
ACCESSORIES
PRODUCT INDEX

Index

Model No.	Page	List Price
FH48433	299	\$46598
FHAK	297	\$32
FMOD36	208	\$290
FMOD42	208	\$299
FMOD48	208	\$321
FMOD54	208	\$342
FMOD60	208	\$363
FMOD66	208	\$394
FMOD72	208	\$415
FPA6P	287	\$34
FPD2M	367	\$187
FPD2TW	354	\$187
FR1848	207	\$921
FR1860	207	\$942
FR1872	207	\$1012
FR2436	207	\$921
FR2442	207	\$937
FR2448	207	\$954
FR2454	207	\$969
FR2460	207	\$981
FR2466	207	\$1066
FR2472	207	\$1125
FR3036	207	\$974
FR3042	207	\$996
FR3048	207	\$1018
FR3054	207	\$1034
FR3060	207	\$1061
FR3066	207	\$1157
FR3072	207	\$1200
FR3648	207	\$1152
FR3660	207	\$1275
FR3672	207	\$1339
FT2448	207	\$954
FT3048	207	\$1018
FTB36	185,194	\$381
FTB48	185,194	\$462
FTB63	161	\$493
FTB68	185,194	\$513
FTB72	151,161,173	\$493
FWCAST	54,208,213	\$68
G	329,332	\$28
GLCHAIR4	248	\$39
GMT1	199	\$27
GMT2	199	\$27
GROMMET	185,194	\$6
GS11	250	\$499
GS11F10	251	\$846
GS11F2	251	\$582
GS11F3	251	\$615
GS11F4	251	\$648
GS11F5	251	\$681
GS11F6	251	\$714
GS11F7	251	\$747
GS11F8	251	\$780
GS11F9	251	\$813
GS11FX	251	\$640
GS22	250	\$582
GS22F10	251	\$937
GS22F2	251	\$673
GS22F3	251	\$706
GS22F4	251	\$739
GS22F5	251	\$772
GS22F6	251	\$805

Model No.	Page	List Price
GS22F7	251	\$838
GS22F8	251	\$871
GS22F9	251	\$904
GS22FX	251	\$740
GS33	250	\$682
GS33F10	251	\$1047
GS33F2	251	\$783
GS33F3	251	\$816
GS33F4	251	\$849
GS33F5	251	\$882
GS33F6	251	\$915
GS33F7	251	\$948
GS33F8	251	\$981
GS33F9	251	\$1014
GS33FX	251	\$861
HACK	369	\$158
HADC	369	\$6820
HAMMC	369	\$5665
HAPC	369	\$341
HB24D	214	\$710
HB24S	214	\$710
HB30D	214	\$748
HB30S	214	\$748
HB36D	214	\$852
HB36S	214	\$852
HB42D	214	\$939
HB42S	214	\$939
HD24D	214	\$688
HD24S	214	\$688
HD30D	214	\$727
HD30S	214	\$727
HD36D	214	\$830
HD36S	214	\$830
HD42D	214	\$918
HD42S	214	\$918
HDC2072	181,188	\$1754
HDC3620	181	\$1065
HLT302	69,315	\$731
HLT303	69,315	\$989
HLT304	69,315	\$1145
HLT305	69,315	\$1560
HLT362	69,240,315,374	\$878
HLT363	69,315	\$1060
HLT364	69,315	\$1319
HLT365	69,315	\$1661
HLT422	69,315	\$1025
HLT423	69,315	\$1141
HLT424	69,315	\$1490
HLT425	69,315	\$1779
HLTDV10	69,315	\$88
HLTFBR4	69,315	\$52
HMOD36	213	\$299
HMOD42	213	\$299
HMOD48	213	\$321
HMOD54	213	\$342
HMOD60	213	\$415
HMOD66	213	\$394
HMOD72	213	\$415
HR1848	210	\$664
HR1860	210	\$696
HR1872	210	\$728
HR2436	210	\$680
HR2442	210	\$696

Model No.	Page	List Price
HR2448	210	\$713
HR2454	210	\$745
HR2460	210	\$755
HR2466	210	\$793
HR2472	210	\$809
HR3036	210	\$749
HR3042	210	\$755
HR3048	210	\$766
HR3054	210	\$771
HR3060	210	\$787
HR3066	210	\$809
HR3072	210	\$825
HR3648	210	\$809
HR3660	210	\$873
HR3672	210	\$937
HSMOD36	213	\$149
HSMOD42	213	\$159
HSMOD48	213	\$169
HSMOD54	213	\$172
HSMOD60	213	\$179
HSMOD66	213	\$189
HSMOD72	213	\$199
HT2448	210	\$713
HT3048	210	\$766
HU3970	183,186,187	\$931
KB3312D	313	\$409
KB3312E	313	\$457
KSX1	249,262	\$449
KTS1	248	\$806
KTS1F10	248	\$1371
KTS1F2	248	\$1107
KTS1F3	248	\$1140
KTS1F4	248	\$1173
KTS1F5	248	\$1206
KTS1F6	248	\$1239
KTS1F7	248	\$1272
KTS1F8	248	\$1305
KTS1F9	248	\$1338
KTS1FX	248	\$1329
KTS2	248	\$766
KTS2F10	248	\$1327
KTS2F2	248	\$1063
KTS2F3	248	\$1096
KTS2F4	248	\$1129
KTS2F5	248	\$1162
KTS2F6	248	\$1195
KTS2F7	248	\$1228
KTS2F8	248	\$1261
KTS2F9	248	\$1294
KTS2FX	248	\$1276
KTS3	248	\$1006
KTS3F10	248	\$1591
KTS3F2	248	\$1327
KTS3F3	248	\$1360
KTS3F4	248	\$1393
KTS3F5	248	\$1426
KTS3F6	248	\$1459
KTS3F7	248	\$1492
KTS3F8	248	\$1525
KTS3F9	248	\$1558
KTS3FX	248	\$1593
KTX1	248	\$836
KTX1F10	248	\$1404

Index

Model No.	Page	List Price	Model No.	Page	List Price	Model No.	Page	List Price
KTX1F2	248	\$1140	LD13	92	\$1945	LD32	93	\$4017
KTX1F3	248	\$1173	LD13BASE	92	\$919	LD32BASE	93	\$1641
KTX1F4	248	\$1206	LD13H	92	\$2569	LD32H	93	\$5349
KTX1F5	248	\$1239	LD14	92	\$2133	LD33	93	\$4457
KTX1F6	248	\$1272	LD14BASE	92	\$945	LD33BASE	93	\$1709
KTX1F7	248	\$1305	LD14H	92	\$2799	LD33H	93	\$6365
KTX1F8	248	\$1338	LD15	92	\$2351	LD34	93	\$4447
KTX1F9	248	\$1371	LD15BASE	92	\$977	LD34BASE	93	\$1675
KTX1FX	248	\$1368	LD15H	92	\$3305	LD34H	93	\$6379
KTX2	248	\$796	LD16	92	\$2362	LD35	93	\$4701
KTX2F10	248	\$1360	LD16BASE	92	\$976	LD35BASE	93	\$1737
KTX2F2	248	\$1096	LD16H	92	\$3328	LD35H	93	\$6825
KTX2F3	248	\$1129	LD17	92	\$2484	LD36	93	\$5321
KTX2F4	248	\$1162	LD17BASE	92	\$1002	LD36BASE	93	\$1805
KTX2F5	248	\$1195	LD17H	92	\$3546	LD36H	93	\$7421
KTX2F6	248	\$1228	LD18	92	\$2792	LD3BASE	93	\$516
KTX2F7	248	\$1261	LD18BASE	92	\$1034	LD3H	93	\$1268
KTX2F8	248	\$1294	LD18H	92	\$3842	LD4	92	\$968
KTX2F9	248	\$1327	LD19	92	\$2507	LD4BASE	92	\$506
KTX2FX	248	\$1316	LD19BASE	92	\$1139	LD4H	92	\$1290
KTX3	248	\$1036	LD19H	92	\$3339	LD5	92	\$1007
KTX3F10	248	\$1624	LD1BASE	92	\$475	LD5BASE	92	\$513
KTX3F2	248	\$1360	LD1H	92	\$1025	LD5H	92	\$1361
KTX3F3	248	\$1393	LD2	92	\$878	LD6	92	\$1109
KTX3F4	248	\$1426	LD20	92	\$2761	LD6BASE	92	\$523
KTX3F5	248	\$1459	LD20BASE	92	\$1177	LD6H	92	\$1459
KTX3F6	248	\$1492	LD20H	92	\$3649	LD7	92	\$1383
KTX3F7	248	\$1525	LD21	92	\$3053	LD7BASE	92	\$699
KTX3F8	248	\$1558	LD21BASE	92	\$1221	LD7H	92	\$1799
KTX3F9	248	\$1591	LD21H	92	\$4325	LD8	92	\$1505
KTX3FX	248	\$1632	LD22	92	\$3057	LD8BASE	92	\$713
LATH36521	315	\$6543	LD22BASE	92	\$1209	LD8H	92	\$1949
LATH365211	315	\$9629	LD22H	92	\$4345	LD9	92	\$1649
LATH36532	315	\$10681	LD23	92	\$3223	LD9BASE	92	\$733
LATH365322	315	\$16974	LD23BASE	92	\$1247	LD9H	92	\$2285
LATH36543	315	\$15494	LD23H	92	\$4639	LDFH1	94	\$40
LATH365433	315	\$24075	LD24	92	\$3635	LDFH2	94	\$40
LATH42521	315	\$7042	LD24BASE	92	\$1291	LDPHS	94	\$25
LATH425211	315	\$10381	LD24H	92	\$5035	LDSW48	93	\$150
LATH42532	315	\$11821	LD25	93	\$3069	LDSW60	93	\$175
LATH425322	315	\$18086	LD25BASE	93	\$1359	LDSW72	93	\$200
LATH42543	315	\$16655	LD25H	93	\$4109	LDWB18	94	\$80
LATH425433	315	\$25904	LD26	93	\$3389	LDWB24	94	\$85
LC101	314	\$1449	LD26BASE	93	\$1409	LDZP47	93	\$160
LC24H3	230	\$838	LD26H	93	\$4499	LDZP59	93	\$250
LC24HK	230	\$838	LD27	93	\$3755	LDZP71	93	\$320
LC24HT	230	\$838	LD27BASE	93	\$1465	LE24D	215	\$677
LC24T	230	\$769	LD27H	93	\$5345	LE24S	215	\$677
LC42D	215	\$950	LD28	93	\$3752	LE30D	215	\$732
LC42S	215	\$950	LD28BASE	93	\$1442	LE30S	215	\$732
LC48D	215	\$1000	LD28H	93	\$5362	LE36D	215	\$809
LC48S	215	\$961	LD29	93	\$3962	LE36S	215	\$809
LCC	262	\$58	LD29BASE	93	\$1492	LF1848H3	230	\$643
LD1	92	\$817	LD29H	93	\$5732	LF1848HK	230	\$643
LD10	92	\$1667	LD2BASE	92	\$482	LF1848HT	230	\$643
LD10BASE	92	\$743	LD2H	92	\$1100	LF1848T	230	\$587
LD10H	92	\$2311	LD3	92	\$950	LF1860H3	230	\$714
LD11	92	\$1745	LD30	93	\$4478	LF1860HK	230	\$714
LD11BASE	92	\$757	LD30BASE	93	\$1548	LF1860HT	230	\$714
LD11H	92	\$2453	LD30H	93	\$6228	LF1860T	230	\$643
LD12	92	\$1949	LD31	93	\$3631	LF1872H3	230	\$754
LD12BASE	92	\$777	LD31BASE	93	\$1579	LF1872HK	230	\$754
LD12H	92	\$2649	LD31H	93	\$4879	LF1872HT	230	\$754

Index

Model No.	Page	List Price
LF1872T	230	\$686
LF23620	182,188	\$1162
LF2448H3	230	\$714
LF2448HK	230	\$714
LF2448HT	230	\$714
LF2448T	230	\$643
LF2460H3	230	\$782
LF2460HK	230	\$782
LF2460HT	230	\$782
LF2460T	230,231	\$714
LF2472H3	230	\$838
LF2472HK	230	\$838
LF2472HT	230	\$838
LF2472T	230	\$754
LFU23620	181	\$1124
LP24H3	230	\$742
LP24HK	230	\$742
LP24HT	230	\$742
LP24T	230	\$686
LT24H3	230	\$838
LT24HK	230	\$838
LT24HT	230	\$838
LT24T	230,231	\$770
LTD72	180,188	\$1192
LUM13	188	\$3501
LUM14	188	\$3776
LUM15	188	\$4331
LV34BB	249	\$873
LV34BG	249	\$873
LV34GG	249	\$873
M103C	203	\$1411
M103R	203	\$986
M103X	203	\$1659
M104C	203	\$771
M104S	203	\$554
M106C	203	\$1023
M106R	203	\$704
M1848HK	226	\$807
M1848HR	226	\$807
M1848HT	226	\$807
M1848T	226	\$738
M1860HK	226	\$874
M1860H3	226	\$874
M1860HT	226	\$874
M1860T	226	\$794
M1872HK	226	\$1008
M1872H3	226	\$1008
M1872HT	226	\$1008
M1872T	226	\$914
M18HK	226	\$807
M18H3	226	\$807
M18HT	226	\$807
M18T	226	\$712
M2448HK	226	\$874
M2448H3	226	\$874
M2448HT	226	\$874
M2448T	226	\$794
M2460HK	226,227	\$942
M2460H3	226	\$942
M2460HT	226	\$942
M2460T	226	\$847
M2472HK	226	\$1077
M2472H3	226	\$1077

Model No.	Page	List Price
M2472HT	226	\$1077
M2472T	226	\$970
M24HK	226,227	\$942
M24H3	226	\$942
M24HT	226	\$942
M24T	226	\$847
M3048HK	226	\$942
M3048H3	226	\$942
M3048HT	226	\$942
M3048T	226	\$847
M3060HK	226	\$1008
M3060H3	226	\$1008
M3060HT	226	\$1008
M3060T	226	\$901
M3072HK	226	\$1144
M3072H3	226	\$1144
M3072HT	226	\$1144
M3072T	226	\$1035
M30HK	226	\$1077
M30H3	226	\$1077
M30HT	226	\$1077
M30T	226	\$983
MB74ADA	51	\$1129
MB74ADS	51	\$1549
MB74AOP	51,57	\$1099
MB74AOS	51	\$1499
MB74SDA	51	\$1529
MB74SDS	51	\$1949
MB74SOP	51,57	\$1499
MB74SOS	51,57	\$1899
MBC3629	192	\$604
MBC3642	192	\$800
MBC3668	192	\$1128
MBR2448	190,196,197,198	\$465
MBTBK	52	\$150
MC24HK	226	\$942
MC24H3	226	\$942
MC24HT	226	\$942
MC24T	226	\$847
MC363030	331	\$1726
MC363030D	331	\$2247
MC363030DH	331	\$2468
MC363030H	331	\$1950
MC363630	331	\$1900
MC363630D	331	\$2419
MC363630DH	331	\$2638
MC363630H	331	\$2060
MC483030	331	\$1995
MC483030D	331	\$2622
MC483030DH	331	\$2792
MC483030H	331	\$2228
MC483630	331	\$2289
MC483630D	331	\$2915
MC483630DH	331	\$3135
MC483630H	331	\$2519
MC603030	331	\$2113
MC603030D	331	\$2714
MC603030DH	331	\$2956
MC603030H	331	\$2370
MC603630	331	\$2400
MC603630D	331	\$2986
MC603630DH	331	\$3216
MC603630H	331	\$2649

Model No.	Page	List Price
MC723030	331	\$2364
MC723030D	331	\$3003
MC723030DH	331	\$3275
MC723030H	331	\$2643
MC723630	331	\$2681
MC723630D	331	\$3310
MC723630DH	331	\$3580
MC723630H	331	\$2954
MCM	296	\$59
MCM361	296	\$134
MCM421	296	\$153
MCM481	296	\$170
MCR2466	190	\$892
MCR2472	190,196,197,198	\$911
MCTDB3672	193	\$1619
MCTDB4896	193	\$2443
MCU243636	189,198	\$727
MCU6	198	\$3313
MCUB6	198	\$3313
MDBDK3672	195	\$3040
MDK3066	189	\$1300
MDK3672	189,195,196	\$1452
MDKS3066	189	\$1285
MDKS3672	189	\$1438
MDPK3672	195	\$3040
MDV	297	\$89
MEL5	195	\$3539
MEL6	197	\$2380
MELB5	195	\$3539
MELB6	197	\$2380
MEU1	196	\$5823
MEU2	198	\$4664
MEU3	196	\$4321
MEU4	197	\$3162
MEUB1	196	\$5823
MEUB2	198	\$4664
MEUB3	196	\$4321
MEUB4	197	\$3162
MFD36	295	\$69
MFD4	295	\$66
MFD42	295	\$75
MFD48	295	\$77
MGDC	116,124	\$922
MHDC2072	190	\$1961
MHDC3620	190	\$1142
MHUD3970	192	\$1473
MHUG3970	192,196,198	\$1502
MLF23624	191	\$1397
MLFU23624	190	\$1302
MLFUT23624	190	\$278
MLT	193	\$345
MNBBF	116,121,122, 123,124,125,126	\$453
MNBDG	115,124	\$345
MNBDGH2	115,125	\$1445
MNBDGH3	115,125,126	\$1595
MNBDGL	114,121,122	\$345
MNBDGR	114,121,122,123	\$345
MNC10	117	\$1534
MNC12	117	\$1843
MNC14	117	\$2145
MNC8	117	\$1128
MNCNZ63	114,121,122,	\$402

Index

Model No.	Page	List Price	Model No.	Page	List Price	Model No.	Page	List Price
	123,124,125,126		MNT7	119	\$2982	MT2454HT	226	\$888
MNCNZ72	114,121,122, 123,124,125	\$448	MNT8	119	\$2982	MT2454T	226	\$807
MNCR48	117	\$613	MNT9	120	\$3460	MTD63	115	\$685
MND63	114,118,119, 121,122,123	\$654	MOD48	233	\$227	MTD72	115	\$720
MND72	114,118,119,120, 121,122,123	\$690	MOD60	233	\$240	MVB5	116	\$603
MNDS63	115,124,125,126	\$654	MOD72	233	\$270	MVBQ2	116,120	\$221
MNDS72	115,124,125	\$690	MODTT	233	\$255	MVLC	116,119,120,121	\$1000
MNEXTL	114,118,119, 120,121	\$417	MOS36	298	\$228	MVLF	116,120,121	\$860
MNEXTR	114,118,119, 120,121,122	\$417	MOS42	298	\$246	MW120BK	51	\$510
MNFF	116,123,124,125,126	\$417	MOS48	298	\$253	MW120BKS	51	\$380
MNH63	115,121,122,123, 124,125,126	\$685	MPBBF22	191,195, 196,197,198	\$699	MW42ADA	50	\$929
MNH72	115,121,122, 123,124,125	\$798	MPBBF28	191,195,196	\$794	MW42ADS	50,55	\$1349
MNPB		\$695	MPFF22	191,195,196, 197,198	\$699	MW42AOP	50,55,56	\$899
MNPO	115,121,122,123, 124,125,126	\$113	MPFF28	191,195	\$794	MW42AOS	50,56	\$1299
MNRBBF	117	\$453	MPT3672	189,197,198	\$1087	MW42SDA	50	\$1329
MNRFF	117	\$417	MR3601	296	\$153	MW42SDS	50	\$1749
MNRS	117	\$2830	MR3602	296	\$307	MW42SOP	50,56	\$1299
MNRSBB	117	\$3736	MR3603	296	\$460	MW42SOS	50	\$1699
MNRSBF	117	\$3700	MR4201	296	\$158	MW84ADA	50	\$1129
MNRSLBB	117	\$4485	MR4202	296	\$321	MW84ADS	50	\$1549
MNRSLBF	117	\$4449	MR4203	296	\$482	MW84AOP	50	\$1099
MNRT	115	\$354	MR4801	296	\$166	MW84AOS	50	\$1499
MNRTPL	114,118, 119,120,121	\$737	MR4802	296	\$328	MW84SDA	50,55	\$1529
MNRTPR	114,118,119,120	\$737	MR4803	296	\$497	MW84SDS	50	\$1949
MNT1	118	\$1982	MRD362	297	\$641	MW84SOP	50,55,56	\$1499
MNT10	120	\$3460	MRD422	297	\$681	MW84SOS	50,56	\$1899
MNT13	120	\$3780	MRD482	297	\$716	MW90BK	51	\$525
MNT15	120	\$3878	MRF362	296	\$444	MW90BKS	51	\$395
MNT16	121	\$3878	MRF422	296	\$452	MWD	295	\$191
MNT2	118	\$1982	MRF482	296	\$455	MWD3624	192	\$1598
MNT29	121	\$3356	MRP362	297	\$524	NBBF	161,167,168,169	\$903
MNT3	118	\$2302	MRP422	297	\$579	NBDGL	160,167,168,169	\$714
MNT30	121	\$3356	MRP482	297	\$597	NBDGR	160,167,169	\$714
MNT31	121	\$3551	MRRT2448	193	\$1072	NC10	164	\$3224
MNT32	122	\$3551	MRS36	295	\$449	NC12	164	\$5256
MNT33	122	\$2939	MRS42	295	\$464	NC14	164	\$5502
MNT34	122	\$2939	MRS48	295	\$481	NC18	164	\$7853
MNT35	122	\$3134	MRS7278D	193	\$3205	NC20	164	\$8098
MNT36	123	\$3134	MRSBB	193	\$4967	NC24	164	\$10450
MNT37	123	\$3011	MRSBF	193	\$4967	NC26	164	\$10694
MNT38	123	\$3206	MRSRBB	193	\$5944	NC30	164	\$13047
MNT39	124	\$3551	MRSRBF	193	\$5944	NC6	164	\$1832
MNT4	118	\$2018	MRSTGLASS	193	\$542	NC8	164	\$2278
MNT40	124	\$3356	MRT2448	190,195,197,198	\$594	NCD	161,165,166, 167,168,169	\$245
MNT41	124	\$3130	MRTDB42	193	\$1238	NCNZ63	160,167,168,169	\$1135
MNT42	124	\$6925	MRTDB48	193	\$1525	NCNZ72	160,167,168,169	\$1223
MNT43H2	125	\$4651	MS3601	295	\$106	NCR48	164	\$1514
MNT44H2	125	\$4456	MS3602	295	\$198	ND63	160,165,166, 167,168,169	\$1310
MNT45H2	125	\$4230	MS3603	295	\$290	ND72	160,165,166, 167,168,169	\$1416
MNT46H3	125	\$4801	MS4201	295	\$114	NEXTL	160,165,166,167,169	\$601
MNT47H3	126	\$4606	MS4202	295	\$224	NEXTR	160,165,166,167	\$601
MNT48H3	126	\$4380	MS4203	295	\$328	NFF	161,168,169	\$860
MNT5	119	\$2018	MS4801	295	\$132	NH63	161,167,168	\$2439
MNT6	119	\$2338	MS4802	295	\$234	NH72	161,167,168	\$2584
			MS4803	295	\$354	NHTR63	161,167,168	\$219
			MSC	116,124	\$713	NHTR72	161,167,168	\$219
			MSP1	296	\$225	NRS	163	\$3228
			MSP2	296	\$246	NRSBB	163	\$5179
			MSPV	296,303	\$188	NRSBF	163	\$5150
			MT2454HK	226	\$888	NRSLBA	163	\$4803
			MT2454H3	226	\$888			

WORKSPACES
DESKS & STORAGE
TABLES
SEATING
HIGH DENSITY STORAGE
MAIL ROOM FURNITURE
TECHNOLOGY FURNITURE
DRAFTING FURNITURE
ACCESSORIES
PRODUCT INDEX

Index

Model No.	Page	List Price
NRSLBB	163	\$6764
NRSLBF	163	\$6752
NRSLFF	163	\$6723
NRTNA	163	\$477
NRTPL	160,165,166,167	\$1324
NRTPR	160,165,166,167	\$1324
NT1	165	\$3480
NT11	166	\$9791
NT15	166	\$7015
NT17	167	\$11647
NT20	167	\$13943
NT29	167	\$7566
NT3	165	\$4203
NT32	167	\$7905
NT33	168	\$6965
NT35	168	\$7304
NT37	168	\$7111
NT5	165	\$3586
NT6	165	\$4309
NT64	169	\$6573
NT65	169	\$5972
NT66	169	\$6422
NT67	169	\$6276
NT7	166	\$5336
NT9	166	\$6878
NTR	203	\$889
NTS	203	\$629
OT2424	184,204	\$594
OT2448	184,204	\$711
P3018H3	226,228,230,232	\$261
P3018HK	226,228,230,232	\$261
P3018HT	226,228,230,232	\$261
P3018T	226,228,230,232	\$233
P3024H3	226,228,230,232	\$261
P3024HK	226,227,228, 230,232	\$261
P3024HT	226,228,230,232	\$261
P3024T	226,228,229,230 231,232,233	\$233
P3030H3	226,228,232	\$261
P3030HK	226,228,232	\$261
P3030HT	226,228,232	\$261
P3030T	226,228,232	\$233
P6018H3	226,228,230,232	\$273
P6018HK	226,228,230,232	\$273
P6018HT	226,228,230,232	\$273
P6018T	226,228,230,232	\$245
P6024H3	226,228,230,232	\$273
P6024HK	226,228,230,232	\$273
P6024HT	226,228,230,232	\$273
P6024T	226,228,230,232	\$245
P6030H3	226,228,232	\$273
P6030HK	226,228,232	\$273
P6030HT	226,228,232	\$273
P6030T	226,228,232	\$245
P9018H3	226,228,230,232	\$288
P9018HK	226,228,230,232	\$288
P9018HT	226,228,230,232	\$288
P9018T	226,228,230,232	\$261
P9024H3	226,228,230,232	\$288
P9024HK	226,228,230,232	\$288
P9024HT	226,228,230,232	\$288
P9024T	226,228,230,232	\$261

Model No.	Page	List Price
P9030H3	226,228,232	\$288
P9030HK	226,228,232	\$288
P9030HT	226,228,232	\$288
P9030T	226,228,232	\$261
PBBF19	182,187	\$598
PBBF22	182,186	\$652
PBBFT19	182,188	\$711
PD1	361	\$4942
PD24BN	357	\$3110
PD24BN3	357	\$2559
PD24C	357	\$3254
PD24EN	357	\$2665
PD24EN3	357	\$2431
PD24HN	357,361	\$2381
PD24HN3	357	\$2311
PD24S	357	\$3411
PD3	361	\$5624
PD30BN	357	\$2728
PD30BN3	357	\$2991
PD30C	357	\$3456
PD30EN	357	\$2438
PD30EN3	357	\$2654
PD30HN	357,361	\$2538
PD30HN3	357	\$2470
PD30S	357	\$3683
PD36BN	357	\$3353
PD36BN3	357	\$3246
PD36C	357	\$3629
PD36EN	357	\$2880
PD36EN3	357	\$2870
PD36HN	357,361	\$2710
PD36HN3	357	\$2662
PD36S	357	\$4493
PD4	361	\$8324
PFF19	182,186,187	\$598
PFF22	182,186,187	\$652
PH20SF	352	\$393
PH20SM	94,352	\$393
PH20SW	352	\$479
PM20	48,80,81,85, 199,246	\$320
PM22	48,80,81,85, 117,199,246	\$487
PM44	199	\$974
PMR22	199,246	\$204
PMR30	199,246	\$214
PR	257	\$816
PR1848	212	\$969
PR1860	212	\$1034
PR1872	212	\$1061
PR2436	212	\$969
PR2442	212	\$1012
PR2448	212	\$1018
PR2454	212	\$1055
PR2460	212	\$1076
PR2466	212	\$1108
PR2472	212	\$1146
PR3036	212	\$1055
PR3048	212	\$1076
PR3054	212	\$1130
PR3060	212	\$1162
PR3066	212	\$1183
PR3072	212	\$1200

Model No.	Page	List Price
PR3648	212	\$1152
PR3660	212	\$1237
PR3672	212	\$1275
PRA4818HK	232	\$428
PRA4818H3	232	\$428
PRA4818HT	232	\$428
PRA4818T	232	\$383
PRA4824HK	232	\$498
PRA4824H3	232	\$498
PRA4824HT	232	\$498
PRA4824T	232	\$457
PRA4830HK	232	\$526
PRA4830H3	232	\$526
PRA4830HT	232	\$526
PRA4830T	232	\$468
PRA6018HK	232	\$457
PRA6018H3	232	\$457
PRA6018HT	232	\$457
PRA6018T	232	\$412
PRA6024HK	232	\$526
PRA6024H3	232	\$526
PRA6024HT	232	\$526
PRA6024T	232,233	\$484
PRA6030HK	232	\$569
PRA6030H3	232	\$569
PRA6030HT	232	\$569
PRA6030T	232	\$512
PRA7218HK	232	\$541
PRA7218H3	232	\$541
PRA7218HT	232	\$541
PRA7218T	232	\$484
PRA7224HK	232	\$612
PRA7224H3	232	\$612
PRA7224HT	232	\$612
PRA7224T	232	\$554
PRA7230HK	232	\$627
PRA7230H3	232	\$627
PRA7230HT	232	\$627
PRA7230T	232	\$569
PRS4818HK	232	\$627
PRS4818H3	232	\$627
PRS4818HT	232	\$627
PRS4818T	232	\$569
PRS4824HK	232	\$699
PRS4824H3	232	\$699
PRS4824HT	232	\$699
PRS4824T	232	\$627
PRS4830HK	232	\$712
PRS4830H3	232	\$712
PRS4830HT	232	\$712
PRS4830T	232	\$641
PRS6018HK	232	\$641
PRS6018H3	232	\$641
PRS6018HT	232	\$641
PRS6018T	232	\$576
PRS6024HK	232	\$712
PRS6024H3	232	\$712
PRS6024HT	232	\$712
PRS6024T	232,233	\$641
PRS6030HK	232	\$756
PRS6030H3	232	\$756
PRS6030HT	232	\$756
PRS6030T	232	\$684

Index

Model No.	Page	List Price	Model No.	Page	List Price	Model No.	Page	List Price
PRS7218HK	232	\$670	R105VPN	241	\$2034	R95BP	241	\$1723
PRS7218H3	232	\$670	R105VS	241	\$1993	R95BPN	241	\$1680
PRS7218HT	232	\$670	R105VSN	241	\$1955	R95BS	241	\$1660
PRS7218T	232	\$612	R124BP	241	\$2214	R95BSN	241	\$1620
PRS7224HK	232	\$736	R124BPN	241	\$2174	R95RP	241	\$1723
PRS7224H3	232	\$736	R124BS	241	\$2135	R95RPN	241	\$1680
PRS7224HT	232	\$736	R124BSN	241	\$2094	R95RS	241	\$1660
PRS7224T	232	\$670	R124RP	241	\$2214	R95RSN	241	\$1620
PRS7230HK	232	\$769	R124RPN	241	\$2174	R95VP	241	\$1723
PRS7230H3	232	\$769	R124RS	241	\$2135	R95VPN	241	\$1680
PRS7230HT	232	\$769	R124RSN	241	\$2094	R95VS	241	\$1660
PRS7230T	232	\$699	R124VP	241	\$2214	R95VSN	241	\$1620
PT2448	212	\$1018	R124VPN	241	\$2174	REALCC0311	117,130,156, 164,185,194	\$22
PT3048	212	\$1076	R124VS	241	\$2135	REALCC0311B	141,175	\$22
PT3672	180,187	\$1032	R124VSN	241	\$2094	REALCC0312	117,130,156, 164,185,194	\$22
PTA18HK	232	\$428	R125BP	241	\$2332	REALCC0312B	141,175	\$22
PTA18H3	232	\$428	R125BPN	241	\$2294	REALCC0313	117,130,156, 164,185,194	\$22
PTA18HT	232	\$428	R125BS	241	\$2253	REALCC0313B	141,175	\$22
PTA18T	232	\$355	R125BSN	241	\$2214	REALCC0314	117,130,156, 164,185,194	\$22
PTA24HK	232	\$627	R125RP	241	\$2332	REALCC0314B	141,175	\$22
PTA24H3	232	\$627	R125RPN	241	\$2294	REALCC0315	117,130,156, 164,185,194	\$22
PTA24HT	232	\$627	R125RS	241	\$2253	REALCC0315B	141,175	\$22
PTA24T	232	\$569	R125RSN	241	\$2214	REALCC0316	117,130,156, 164,185,194	\$22
PTA30HK	232	\$712	R125VP	241	\$2332	REALCC0316B	141,175	\$22
PTA30H3	232	\$712	R125VPN	241	\$2294	REALCC0317	117,130,156, 164,185,194	\$22
PTA30HT	232	\$712	R125VS	241	\$2253	REALCC0317B	141,175	\$22
PTA30T	232	\$670	R125VSN	241	\$2214	REALCC0318	117,130,156, 164,185,194	\$22
PTS18HK	232	\$627	R73BP	241	\$1503	REALCC0318B	141,175	\$22
PTS18H3	232	\$627	R73BPN	241	\$1462	REALCC0319	117,130,156, 164,185,194	\$22
PTS18HT	232	\$627	R73BS	241	\$1402	REALCC0319B	141,175	\$22
PTS18T	232	\$569	R73BSN	241	\$1299	REALCC0320	117,130,156, 164,185,194	\$22
PTS24HK	232	\$699	R73RP	241	\$1503	REALCC0320B	141,175	\$22
PTS24H3	232	\$699	R73RPN	241	\$1462	REALCC0321	117,130,156, 164,185,194	\$22
PTS24HT	232	\$699	R73RS	241	\$1402	REALCC0321B	141,175	\$22
PTS24T	232,233	\$641	R73RSN	241	\$1299	REALCC0322	117,130,156, 164,185,194	\$22
PTS30HK	232	\$784	R73VP	241	\$1503	REALCC0322B	141,175	\$22
PTS30H3	232	\$784	R73VPN	241	\$1462	REALCC0323	117,130,156, 164,185,194	\$22
PTS30HT	232	\$784	R73VS	241	\$1402	REALCC0323B	141,175	\$22
PTS30T	232	\$740	R73VSN	241	\$1299	REALCC0324	117,130,156, 164,185,194	\$22
Q618	68	\$20	R84BP	241	\$1639	REALCC0324B	141,175	\$22
Q629A	358	\$21	R84BPN	241	\$1601	REALCC0325	117,130,156, 164,185,194	\$22
Q70800-Q70899	358	\$21	R84BS	241	\$1581	REALCC0325B	141,175	\$22
R104BP	241	\$1928	R84BSN	241	\$1542	REALCMK	117,130,141,156, 164,175,185,194	\$22
R104BPN	241	\$1886	R84RP	241	\$1639	REALCRK	117,130,141,156, 164,175,185,194	\$22
R104BS	241	\$1847	R84RPN	241	\$1601	REALS010	200	\$18
R104BSN	241	\$1808	R84RS	241	\$1581	REALS011	200	\$18
R104RP	241	\$1928	R84RSN	241	\$1542			
R104RPN	241	\$1886	R84VP	241	\$1639			
R104RS	241	\$1847	R84VPN	241	\$1601			
R104RSN	241	\$1808	R84VS	241	\$1581			
R104VP	241	\$1928	R84VSN	241	\$1542			
R104VPN	241	\$1886	R94BP	241	\$1679			
R104VS	241	\$1847	R94BPN	241	\$1641			
R104VSN	241	\$1808	R94BS	241	\$1620			
R105BP	241	\$2073	R94BSN	241	\$1581			
R105BPN	241	\$2034	R94RP	241	\$1679			
R105BS	241	\$1993	R94RPN	241	\$1641			
R105BSN	241	\$1955	R94RS	241	\$1620			
R105RP	241	\$2073	R94RSN	241	\$1581			
R105RPN	241	\$2034	R94VP	241	\$1679			
R105RS	241	\$1993	R94VPN	241	\$1641			
R105RSN	241	\$1955	R94VS	241	\$1620			
R105VP	241	\$2073	R94VSN	241	\$1581			

WORKSPACES
DESKS & STORAGE
TABLES
SEATING
HIGH DENSITY STORAGE
MAIL ROOM FURNITURE
TECHNOLOGY FURNITURE
DRAFTING FURNITURE
ACCESSORIES
PRODUCT INDEX

Index

Model No.	Page	List Price
REALS099	199	\$24
REALS100	48,199	\$24
REALS104	199	\$20
REALS191	200	\$18
REALS276	199	\$20
REALS277	199	\$20
REALS281	200	\$18
REALS282	200	\$18
REALS283	200	\$20
REALS284	200	\$20
REALS285	200	\$20
REALS286	200	\$20
REALS288	200	\$15
RF36	385	\$272
RF60	385	\$286
RRT2448	184	\$1062
RS7278D	184	\$2824
RSBB	184	\$4231
RSBF	184	\$4231
RSRBB	184	\$5293
RSRBF	184	\$5293
RSTGLASS	184	\$536
RT2448	181,186,187	\$527
RT42	183	\$775
RTT1	240	\$8007
RTT2	240	\$3184
SA3680E1	324	\$2325
SA3680E1LAM	324	\$2477
SA3680G1	324	\$3619
SA3680G1LAM	324	\$3691
SA3680L1	324	\$3458
SA3680L1LAM	324	\$3597
SB5	173	\$1609
SB7241	324	\$2259
SBQ5	173	\$1245
SBUF	173	\$3567
SC10	175	\$4382
SC12	175	\$7853
SC18	175	\$9482
SC24	175	\$12642
SC2424CP	318	\$2006
SC2424E	318	\$955
SC2424EP	318	\$1868
SC2424G	318	\$1290
SC2433CP	318	\$2344
SC2433CPL	320	\$2095
SC2433E	318	\$1089
SC2433EL	320	\$1089
SC2433EP	318	\$1868
SC2433EPL	320	\$1957
SC2433G	318	\$1600
SC2433GL	320	\$1420
SC2441CP	318	\$2711
SC2441CPH	320	\$2378
SC2441CPL	320	\$2606
SC2441E	318	\$1266
SC2441EH	320,334	\$1197
SC2441EL	320	\$1197
SC2441EP	318	\$2149
SC2441EPH	320	\$1993
SC2441EPL	320	\$2095
SC2441G	318	\$1797
SC2441GH	320	\$1601

Model No.	Page	List Price
SC2441GL	320	\$1776
SC2448CP	318	\$3047
SC2448CPH	320	\$2483
SC2448CPL	320	\$3170
SC2448E	318	\$1325
SC2448EH	320	\$1283
SC2448EL	320	\$1283
SC2448EP	318	\$2291
SC2448EPH	320	\$2167
SC2448EPL	320	\$2466
SC2448G	318	\$1970
SC2448GH	320	\$1888
SC2448GL	320	\$1970
SC30	175	\$15803
SC3624CP	318	\$2885
SC3624E	318	\$1009
SC3624EP	318	\$2397
SC3624G	318	\$1352
SC3633CP	318	\$3647
SC3633CPL	320	\$2819
SC3633E	318	\$1283
SC3633EL	320	\$1197
SC3633EP	318	\$2556
SC3633EPL	320	\$2519
SC3633G	318	\$1779
SC3633GL	320	\$1591
SC3641CP	318	\$3753
SC3641CPH	320	\$3104
SC3641CPL	320	\$3452
SC3641E	318	\$1113
SC3641EH	320	\$1335
SC3641EL	320	\$1335
SC3641EP	318	\$2802
SC3641EPH	320	\$2591
SC3641EPL	320	\$2711
SC3641G	318	\$1882
SC3641GH	320	\$1710
SC3641GL	320	\$2053
SC3648CP	318	\$4368
SC3648CPH	320	\$3452
SC3648CPL	320	\$4052
SC3648E	318	\$1368
SC3648EH	320	\$1454
SC3648EL	320	\$1454
SC3648EP	318	\$2959
SC3648EPH	320	\$2730
SC3648EPL	320	\$2994
SC3648G	318	\$2175
SC3648GH	320	\$2229
SC3648GL	320	\$2310
SC4824CP	319	\$3452
SC4824E	319	\$1189
SC4824EP	319	\$2978
SC4824G	319	\$1949
SC4833CP	319	\$4088
SC4833CPL	321	\$3558
SC4833E	319	\$1348
SC4833EL	321	\$1348
SC4833EP	319	\$3170
SC4833EPL	321	\$3104
SC4833G	319	\$2370
SC4833GL	321	\$2012
SC4841CP	319	\$4847

Model No.	Page	List Price
SC4841CPH	321	\$3807
SC4841CPL	321	\$4232
SC4841E	319	\$1421
SC4841EH	321	\$1538
SC4841EL	321	\$1538
SC4841EP	319	\$3525
SC4841EPH	321	\$3190
SC4841EPL	321	\$3347
SC4841G	319	\$2668
SC4841GH	321	\$2132
SC4841GL	321	\$2558
SC4848CP	319	\$5518
SC4848CPH	321	\$4283
SC4848CPL	321	\$4934
SC4848E	319	\$1729
SC4848EH	321	\$1627
SC4848EL	321	\$1627
SC4848EP	319	\$3734
SC4848EPH	321	\$3416
SC4848EPL	321	\$3700
SC4848G	319	\$3276
SC4848GH	321	\$2739
SC4848GL	321	\$3119
SC6	175	\$2721
SC6024CP	319	\$4143
SC6024E	319	\$1281
SC6024EP	319	\$3489
SC6024G	319	\$2228
SC6033CP	319	\$5076
SC6033CPL	321	\$4248
SC6033E	319	\$1403
SC6033EL	321	\$1490
SC6033EP	319	\$3753
SC6033EPL	321	\$3632
SC6033G	319	\$2806
SC6033GL	321	\$2360
SC6041CP	319	\$5870
SC6041CPH	321	\$3924
SC6041CPL	321	\$5111
SC6041E	319	\$1539
SC6041EH	321	\$1627
SC6041EL	321	\$1627
SC6041EP	319	\$4158
SC6041EPH	321	\$3700
SC6041EPL	321	\$3912
SC6041G	319	\$3226
SC6041GH	321	\$2539
SC6041GL	321	\$2993
SC6048CP	319	\$6607
SC6048CPH	321	\$5271
SC6048CPL	321	\$5992
SC6048E	319	\$1937
SC6048EH	321	\$1710
SC6048EL	321	\$1710
SC6048EP	319	\$4440
SC6048EPH	321	\$3999
SC6048EPL	321	\$4334
SC6048G	319	\$3793
SC6048GH	321	\$3177
SC6048GL	321	\$3477
SC7224CP	319	\$4878
SC7224E	319	\$1468
SC7224EP	319	\$4071

Index

Model No.	Page	List Price	Model No.	Page	List Price	Model No.	Page	List Price
SC7224G	319	\$2643	SLF2	173	\$1834	SN6041CH	323	\$2551
SC7233CP	319	\$5870	SLF48	336	\$185	SN6041CHP	323	\$4318
SC7233CPL	321	\$5022	SLF60	336	\$197	SN6041CL	323	\$2845
SC7233E	319	\$1539	SLLBBB72	172	\$4684	SN6041CLP	323	\$4723
SC7233EL	321	\$1609	SLLBBF72	172	\$4586	SN6041CP	322	\$4530
SC7233EP	319	\$4389	SLLSBB72	172	\$4488	SN6041E	322	\$1630
SC7233EPL	321	\$4248	SLLSBF72	172	\$4390	SN6041EH	323	\$1507
SC7233G	319	\$3317	SLRBBB72	172	\$4684	SN6041EHP	323	\$3438
SC7233GL	321	\$2751	SLRBBF72	172	\$4586	SN6041EL	323	\$1630
SC7241CP	319	\$6979	SLRSBB72	172	\$4488	SN6041ELP	323	\$3558
SC7241CPH	321	\$5091	SLRSBF72	172	\$4390	SN6041EP	322	\$3789
SC7241CPL	321	\$5992	SMOD36	208	\$145	SN6048C	322	\$3688
SC7241E	319	\$1913	SMOD42	208	\$159	SN6048CH	323	\$3078
SC7241EH	321	\$1710	SMOD48	208	\$169	SN6048CHP	323	\$4757
SC7241EL	321	\$1710	SMOD54	208	\$172	SN6048CL	323	\$3120
SC7241EP	319	\$4878	SMOD60	208	\$179	SN6048CLP	323	\$5429
SC7241EPH	321	\$4334	SMOD66	208	\$189	SN6048CP	322	\$5640
SC7241EPL	321	\$4580	SMOD72	208	\$198	SN6048E	322	\$1710
SC7241G	319	\$3770	SN4824E	322	\$1183	SN6048EH	323	\$1771
SC7241GH	321	\$3031	SN4824EP	322	\$2697	SN6048EHP	323	\$3612
SC7241GL	321	\$3608	SN4833C	322	\$2207	SN6048EL	323	\$1539
SC7248CP	319	\$7983	SN4833CL	323	\$1948	SN6048ELP	323	\$4052
SC7248CPH	321	\$6082	SN4833CLP	323	\$3632	SN6048EP	322	\$3877
SC7248CPL	321	\$7050	SN4833CP	322	\$3047	SN7224E	322	\$1370
SC7248E	319	\$2031	SN4833E	322	\$1322	SN7224EP	322	\$3683
SC7248EH	321	\$1882	SN4833EL	323	\$1322	SN7233C	322	\$2921
SC7248EL	321	\$1882	SN4833ELP	323	\$2907	SN7233CL	323	\$2691
SC7248EP	319	\$5199	SN4833EP	322	\$2836	SN7233CLP	232	\$5022
SC7248EPH	324	\$4668	SN4841C	322	\$2643	SN7233CP	322	\$4866
SC7248EPL	321	\$5040	SN4841CH	323	\$2200	SN7233E	322	\$1538
SC7248G	319	\$4455	SN4841CHP	323	\$3648	SN7233EL	323	\$1538
SC7248GH	321	\$3735	SN4841CL	323	\$2421	SN7233ELP	323	\$3877
SC7248GL	321	\$3887	SN4841CLP	323	\$4019	SN7233EP	322	\$3894
SC8	175	\$3132	SN4841CP	323	\$3877	SN7241C	322	\$3542
SCBB72	170,179	\$3160	SN4841E	322	\$1437	SN7241CH	323	\$2946
SCBF72	170,179	\$3077	SN4841EH	323	\$1437	SN7241CHP	323	\$5040
SCC	253	\$58	SN4841EHP	323	\$2994	SN7241CL	323	\$3258
SCC4	253	\$48	SN4841EL	323	\$1570	SN7241CLP	323	\$5640
SCD	170	\$392	SN4841ELP	323	\$3083	SN7241CP	322	\$5285
SCFF72	170,178	\$2994	SN4841EP	322	\$3190	SN7241E	322	\$1797
SCFT	174,204	\$728	SN4848C	322	\$3095	SN7241EH	323	\$1800
SCR48	175	\$1690	SN4848CH	323	\$2520	SN7241EHP	323	\$3877
SCWB	175	\$1748	SN4848CHP	323	\$4052	SN7241EL	323	\$1800
SDBBB72	170,178	\$3707	SN4848CL	323	\$2905	SN7241ELP	323	\$4052
SDBBF72	170	\$3624	SN4848CLP	323	\$4652	SN7241EP	322	\$4424
SDSBB72	170	\$3511	SN4848CP	322	\$4545	SN7248C	322	\$4236
SDSBF72	170	\$3428	SN4848E	322	\$1507	SN7248CH	323	\$3450
SET	174,204	\$531	SN4848EH	323	\$1488	SN7248CHP	323	\$5640
SF3665BG1	325	\$3557	SN4848EHP	323	\$3117	SN7248CL	323	\$3585
SF3665BL1	325	\$3225	SN4848EL	323	\$1675	SN7248CLP	323	\$6346
SF3665DG1	325	\$3375	SN4848ELP	323	\$3416	SN7248CP	322	\$6346
SF3665DL1	325	\$3093	SN4848EP	322	\$3278	SN7248E	322	\$1882
SF3680BG1	325	\$4082	SN6024E	322	\$1223	SN7248EH	323	\$1903
SF3680BL1	325	\$3776	SN6024EP	322	\$3170	SN7248EHP	323	\$4052
SF3680DG1	325	\$3817	SN6033C	322	\$2605	SN7248EL	323	\$1710
SF3680DL1	325	\$3572	SN6033CL	323	\$2279	SN7248ELP	323	\$4580
SHA72	173,176,177, 178,179	\$2588	SN6033CLP	323	\$4283	SN7248EP	322	\$4530
SHGD	173	\$314	SN6033CP	322	\$3877	SPM	134,144,164,241	\$298
SHH	173,176,177,178,179	\$504	SN6033E	322	\$1344	SR2446R	336	\$902
SHV	173,176,177,178,179	\$504	SN6033EL	323	\$1272	SR4833	336	\$1136
SHWD	173	\$314	SN6033ELP	323	\$3403	SR4833R	336	\$906
SLC	173	\$2211	SN6033EP	322	\$3330	SR4846R	336	\$1406
			SN6041C	322	\$3017	SR6033	336	\$1195

WORKSPACES
DESKS & STORAGE
TABLES
SEATING
HIGH DENSITY STORAGE
MAIL ROOM FURNITURE
TECHNOLOGY FURNITURE
DRAFTING FURNITURE
ACCESSORIES
PRODUCT INDEX

Index

Model No.	Page	List Price
SR6033R	336	\$920
SR6046R	336	\$1490
SRC	174	\$5045
SRC	174	\$6549
SRC	174	\$6664
SRC	174	\$8168
SRC	174	\$6664
SRC	174	\$8168
SRC	337	\$409
SRC	337	\$723
SRC	337	\$804
SRT	337	\$1462
SRT	337	\$2311
SRT	337	\$2092
SRT	337	\$2070
SRT	337	\$2800
SS	298	\$29
SS	302,327	\$59
SS	327	\$119
SS	327	\$178
SS	327	\$240
SS	327	\$297
SS	302,327,334	\$48
SS	327	\$96
SS	327	\$144
SS	327	\$196
SS	327	\$242
SS	327	\$59
SS	327	\$119
SS	327	\$178
SS	327	\$240
SS	327	\$297
SS	302,327	\$70
SS	327	\$140
SS	327	\$202
SS	327	\$278
SS	327	\$343
SS	302,327	\$57
SS	327	\$115
SS	327	\$172
SS	327	\$233
SS	327	\$286
SS	327	\$70
SS	327	\$140
SS	327	\$202
SS	327	\$278
SS	327	\$343
SS	291	\$1222
SS	291	\$1360
SS	291	\$1222
SS	291	\$1360
SS	291	\$1309
SS	291	\$1446
SS	302,327	\$81
SS	327	\$164
SS	327	\$242
SS	327	\$320
SS	327	\$403
SS	302,327	\$70
SS	327	\$140
SS	327	\$202
SS	327	\$278
SS	327	\$343

Model No.	Page	List Price
SS	327	\$81
SS	327	\$164
SS	327	\$242
SS	327	\$320
SS	327	\$403
SS	291	\$1396
SS	291	\$1534
SS	291	\$1396
SS	291	\$1534
SS	291	\$1449
SS	291	\$1588
SS	291	\$1504
SS	291	\$1642
SS	291	\$1504
SS	291	\$1642
SS	291	\$1554
SS	291	\$1692
SS	302,327	\$95
SS	327	\$185
SS	327	\$278
SS	327	\$368
SS	327	\$459
SS	302,327	\$81
SS	327	\$164
SS	327	\$242
SS	327	\$320
SS	327	\$403
SS	327	\$96
SS	327	\$192
SS	327	\$278
SS	327	\$378
SS	327	\$472
SS	302	\$151
SS	302	\$107
SS	302	\$182
SS	302	\$143
SS	174,204	\$791
ST	176	\$9778
ST	178	\$10297
ST	178	\$10297
ST	178	\$8325
ST	178	\$8325
ST	176	\$9778
ST	179	\$6756
ST	179	\$6673
ST	176	\$9582
ST	176	\$9582
ST	177	\$9695
ST	177	\$9695
ST	177	\$9499
ST	177	\$9499
ST	108	\$1631
ST	108	\$2006
ST	108	\$2252
ST	108	\$2720
ST	108	\$667
ST	105	\$1170
ST	105,109	\$1170
ST	105	\$1170
ST	105,109,110,112,113	\$1170
ST	108	\$1243
ST	108	\$571

Model No.	Page	List Price
STD	170,178	\$1735
STEB	105,109,110	\$450
STEB	107,111,112	\$513
STEB	105,112	\$1314
STEB	105,113	\$1469
STEC	107	\$836
STEC	104	\$1618
STEC	104,113	\$1618
STEC	104,111	\$1618
STED	104,111	\$2034
STED	104	\$2034
STED	104	\$2034
STED	106,111	\$1142
STEH	106	\$679
STEH	106	\$741
STEL	107,110	\$908
STERC	108	\$1004
STERC	108	\$681
STERC	108	\$1076
STERC	108	\$865
STER	105	\$911
STER	105,110	\$911
STERR	105	\$911
STERR	105,110	\$911
STESC	107,110	\$697
STES	106,109	\$1022
STES	106,109,110,112,113	\$1109
STET	108	\$339
STG	108	\$3571
STG	108	\$3968
STG	108	\$2665
STG	108	\$3061
STL	109	\$3277
STL	111	\$4972
STL	111	\$5434
STL	109	\$3277
STL	109	\$4387
STL	112	\$4142
STL	112	\$4142
STL	112	\$5251
STL	112	\$5251
STL	113	\$4296
STL	113	\$4296
STL	109	\$4248
STL	113	\$5405
STL	113	\$5405
STL	110	\$5295
STL	110	\$5800
STL	110	\$2516
STL	110	\$2568
STL	111	\$3830
STL	104	\$1238
STL	104	\$1359
STL	104,109,110	\$1429
STL	104	\$1429
STL	104,109,110,112	\$1480
STL	104	\$1480
STL	108	\$2057
STL	108	\$2693
STR	104	\$1429
STR	104	\$1429
STR	104,109,	\$1480

Index

Model No.	Page	List Price	Model No.	Page	List Price	Model No.	Page	List Price
	110,112,113							
STRD72F	104	\$1480	SY3054T	228	\$806	TA6030AN	81	\$2397
STSCAD	106,111	\$870	SY3060H3	228	\$938	TA6030AN1	81	\$2745
STSCB3	106	\$442	SY3060HK	228	\$938	TA6030AN2	81	\$2895
STSCWD	106,110	\$716	SY3060HT	228	\$938	TA6030S	81	\$3481
STST	108,111	\$456	SY3060T	228	\$847	TA6030SN	81	\$3182
SULBBB72	171,176	\$6182	SY3066H3	228	\$968	TA6030SN1	81	\$3530
SULBBF72	171,177	\$6099	SY3066HK	228	\$968	TA6030SN2	81	\$3680
SULSBB72	171	\$5986	SY3066HT	228	\$968	TA6060A	80	\$3884
SULSBF72	171,177	\$5903	SY3066T	228	\$876	TA6060AN	80,90	\$3270
SURBBB72	171,176	\$6182	SY3072H3	228	\$998	TA6060AN1	80	\$3967
SURBBF72	171,177	\$6099	SY3072HK	228	\$998	TA6060AN2	80	\$4145
SURSBB72	171,176	\$5986	SY3072HT	228	\$998	TA6060S	80	\$4690
SURSBF72	171,177	\$5903	SY3072T	228	\$905	TA6060SN	80,90	\$4087
SW1	334	\$3867	SYC24H3	228	\$879	TA6060SN1	80	\$4783
SWRD	173	\$1652	SYC24HK	228	\$879	TA6060SN2	80	\$5084
SY1848H3	228	\$707	SYC24T	228	\$879	TA7230A	81,90	\$2837
SY1848HK	228	\$707	SYC24T	228	\$799	TA7230AN	81	\$2518
SY1848HT	228	\$707	SYP24H3	228	\$879	TA7230AN1	81	\$2868
SY1848T	228	\$646	SYP24HK	228	\$879	TA7230AN2	81	\$3017
SY1854H3	228	\$746	SYP24HT	228	\$879	TA7230S	81,90	\$3643
SY1854HK	228	\$746	SYP24T	228	\$799	TA7230SN	81	\$3324
SY1854HT	228	\$746	SYT24H3	228	\$911	TA7230SN1	81	\$3673
SY1854T	228	\$693	SYT24HK	228	\$911	TA7230SN2	81	\$3822
SY1860H3	228	\$835	SYT24HT	228	\$911	TA7260A	80,90	\$4084
SY1860HK	228	\$782	SYT24T	228,229	\$848	TA7260AN	80	\$3464
SY1860HT	228	\$782	SYT30H3	228	\$936	TA7260AN1	80	\$4160
SY1860T	228	\$707	SYT30HK	228	\$936	TA7260AN2	80	\$4460
SY1866H3	228	\$799	SYT30HT	228	\$936	TA7260S	80,90	\$4924
SY1866HK	228	\$799	SYT30T	228	\$874	TA7260SN	80	\$4351
SY1866HT	228	\$799	T2GA	306	\$328	TA7260SN1	80	\$5047
SY1866T	228	\$731	T2GALAM	306	\$426	TA7260SN2	80	\$5348
SY1872H3	228	\$830	T2GS	306	\$328	TAAP24	88	\$190
SY1872HK	228	\$830	T2GSA	306	\$328	TAAP30	88	\$233
SY1872HT	228	\$830	T2GSALAM	306	\$426	TAAP30D	88,90	\$242
SY1872T	228	\$752	T2GSLAM	306	\$426	TAAP42	88	\$361
SY2448H3	228	\$782	T2LA	306	\$328	TAAP54	88,90	\$598
SY2448HK	228	\$782	T2LALAM	306	\$426	TAAP5418D	82,91	\$685
SY2448HT	228	\$782	T2LS	306	\$328	TAAP60D	88,90	\$574
SY2448T	228	\$707	T2LSA	306	\$328	TAAP66	88	\$608
SY2454H3	228	\$826	T2LSALAM	306	\$426	TAC10BB	235	\$4098
SY2454HK	228	\$826	T2LSLAM	306	\$426	TAC10BR	235	\$4098
SY2454HT	228	\$826	TA120S	82,91	\$10995	TAC10BT	235	\$4098
SY2454T	228	\$753	TA42RB	82	\$689	TAC10TB	236	\$5784
SY2460H3	228	\$862	TA42RF	82	\$667	TAC10TR	236	\$5784
SY2460HK	228	\$862	TA4830A	81	\$2379	TAC10TT	236	\$5784
SY2460HT	228	\$862	TA4830AN	81,90	\$2181	TAC12BB	235	\$5479
SY2460T	228,229	\$782	TA4830AN1	81	\$2529	TAC12BR	235	\$5479
SY2466H3	228	\$905	TA4830AN2	81	\$2679	TAC12BT	235	\$5479
SY2466HK	228	\$905	TA4830S	81	\$3108	TAC12TB	236	\$8282
SY2466HT	228	\$905	TA4830SN	81,90	\$2909	TAC12TR	236	\$8282
SY2466T	228	\$812	TA4830SN1	81	\$3257	TAC12TT	236	\$8282
SY2472H3	228	\$923	TA4830SN2	81	\$3407	TAC18BB	235	\$7855
SY2472HK	228	\$923	TA4860A	80	\$3420	TAC18BR	235	\$7855
SY2472HT	228	\$923	TA4860AN	80	\$2919	TAC18BT	235	\$7855
SY2472T	228	\$830	TA4860AN1	80	\$3614	TAC18TB	236	\$11496
SY3048H3	228	\$862	TA4860AN2	80	\$3916	TAC18TR	236	\$11496
SY3048HK	228	\$862	TA4860S	80	\$4297	TAC18TT	236	\$11496
SY3048HT	228	\$862	TA4860SN	80	\$3816	TAC24BB	235	\$10232
SY3048T	228	\$769	TA4860SN1	80	\$4512	TAC24BR	235	\$10232
SY3054H3	228	\$901	TA4860SN2	80	\$4812	TAC24BT	235	\$10232
SY3054HK	228	\$901	TA48RB	82	\$696	TAC24TB	236	\$14519
SY3054HT	228	\$901	TA48RF	82	\$673	TAC24TR	236	\$14519
			TA6030A	81	\$2696	TAC24TT	236	\$14519

WORKSPACES
 DESKS & STORAGE
 TABLES
 SEATING
 HIGH DENSITY STORAGE
 MAIL ROOM FURNITURE
 TECHNOLOGY FURNITURE
 DRAFTING FURNITURE
 ACCESSORIES
PRODUCT INDEX

Index

Model No.	Page	List Price
TAC6BA	235	\$2376
TAC6TA	236	\$3213
TAC8BB	235	\$3280
TAC8BR	235	\$3280
TAC8BT	235	\$3280
TAC8TB	236	\$4624
TAC8TR	236	\$4624
TAC8TT	236	\$4624
TACMFC	83	\$1803
TACMP	83	\$1002
TADC120S	82,86,91	\$458
TADC48DA	86	\$183
TADC48DS	86	\$183
TADC48SA	86	\$92
TADC48SS	86	\$92
TADC60DA	86	\$196
TADC60DS	86	\$196
TADC60SA	86	\$98
TADC60SS	86	\$98
TADC72DA	86	\$208
TADC72DS	86	\$208
TADC72SA	86	\$103
TADC72SS	86	\$103
TAECT1	238	\$458
TAECT2	238	\$1098
TAECT3	238	\$642
TAESC108	85,238	\$247
TAESC144	85,238	\$303
TAESC72	82,85,91,238	\$192
TAETKD48A	85	\$721
TAETKD48S	85	\$584
TAETKD60A	82,85,91	\$752
TAETKD60S	82,85,91	\$616
TAETKD72A	85	\$770
TAETKD72S	85	\$634
TAETKS48A	85	\$552
TAETKS48S	85	\$416
TAETKS60A	85	\$585
TAETKS60S	85	\$449
TAETKS72A	85	\$604
TAETKS72S	85	\$468
TAETP1	87,91,239	\$123
TAETP10	87,91,239	\$250
TAETP2	87,91,239	\$162
TAETP3	87,239	\$237
TAETP4	87,239	\$268
TAETP5	87,239	\$291
TAETP6	87,239	\$356
TAETP7	87,239	\$69
TAETP8	87,91,239	\$199
TAETP9	87,239	\$271
TAM2	82,88,90,91,388	\$177
TAMDP	88,388	\$201
TAMSP	82,88,90,91,388	\$135
TAMST6	237	\$4595
TAMSTE6	237	\$5718
TAMT6	237	\$4178
TAMTE6	237	\$5300
TAST51LB	84	\$1475
TAST51LF	82,84,91	\$1526
TAST51RB	84	\$1475
TAST51RF	84	\$1526
TAST51WLB	84	\$2309

Model No.	Page	List Price
TAST51WLF	84	\$2230
TAST51WRB	84	\$2309
TAST51WRF	84	\$2230
TB30	336	\$747
TB48	336	\$786
TB60	336	\$1040
TCNR	331	\$789
TCNRLAM	331	\$1057
TGWC	306	\$673
TGWC01	306	\$673
TLWC	306	\$511
TLWC01	306	\$511
TP48	330	\$2268
TP48LAM	330	\$2518
TP60	330	\$2493
TP60LAM	330	\$2765
TP72	330	\$3158
TP72LAM	330	\$3458
TRANT1	90	\$14717
TRANT2	90	\$14884
TRANT4	90	\$9199
TRANT5	90	\$9688
TRANT7	91	\$22516
TSA3630	329	\$1659
TSA3630D	329	\$2108
TSA3636	329	\$1902
TSA3636D	329	\$2378
TSA3636DH	329	\$2599
TSA3636H	329	\$2152
TSA4830	329	\$1835
TSA4830D	329	\$2361
TSA4830DH	329	\$2586
TSA4830H	329	\$2061
TSA4836	326	\$2149
TSA4836D	329	\$2656
TSA4836DH	329	\$2875
TSA4836H	329	\$2355
TSA6030	329	\$2068
TSA6030D	329,334	\$2632
TSA6030DH	329	\$2871
TSA6030H	329	\$2319
TSA6036	329	\$2394
TSA6036D	329	\$2958
TSA6036DH	329	\$3200
TSA6036H	329	\$2636
TSA7230	329	\$2311
TSA7230D	329	\$2902
TSA7230DH	329	\$3176
TSA7230H	329	\$2592
TSA7236	329	\$2659
TSA7236D	329	\$3242
TSA7236DH	329	\$3514
TSA7236H	329	\$2937
TSC2	266	\$719
TSH1	252	\$906
TSH1F10	252	\$1773
TSH1F2	252	\$1225
TSH1F3	252	\$1293
TSH1F4	252	\$1362
TSH1F5	252	\$1430
TSH1F6	252	\$1498
TSH1F7	252	\$1569
TSH1F8	252	\$1637

Model No.	Page	List Price
TSH1F9	252	\$1705
TSH1FX	252	\$1344
TSH2	252	\$874
TSH2F10	252	\$1740
TSH2F2	252	\$1190
TSH2F3	252	\$1258
TSH2F4	252	\$1327
TSH2F5	252	\$1397
TSH2F6	252	\$1465
TSH2F7	252	\$1533
TSH2F8	252	\$1602
TSH2F9	252	\$1670
TSH2FX	252	\$1309
TSH3	253	\$628
TSK3630	332	\$244
TSK3636	332	\$287
TSK4830	332	\$267
TSK4836	332	\$308
TSK6030	332	\$282
TSK6036	332	\$325
TSK7230	332	\$301
TSK7236	332	\$343
TSM2	253	\$606
TSS2	266	\$964
TW1	340	\$7537
TW10	342	\$7149
TW11	342	\$5687
TW12	342	\$8366
TW2	340	\$7221
TW3	340	\$6604
TW30	330,334	\$1161
TW30LAM	330	\$1278
TW36	330	\$1331
TW36LAM	330	\$1561
TW4	340	\$6100
TW48	330	\$1416
TW48LAM	330	\$1648
TW5	341	\$3707
TW6	341	\$3405
TW60	330	\$1646
TW60LAM	330	\$1901
TW7	341	\$3182
TW72	330	\$1868
TW72LAM	330	\$2151
TW8	341	\$4370
TW9	342	\$5656
TWDA24	352	\$160
TWDA30	352	\$170
TWDA36	352	\$181
TWDRWR	352	\$423
UL230M	256	\$972
UL330M	256	\$917
UL350H	256	\$1103
UL550HEZ	256	\$1234
ULEX	255	\$1232
ULGST	256	\$742
ULMGR	255	\$1020
URS3	308	\$77
URS4	308	\$77
URS5	308	\$77
URS6	308	\$77
URS7	308	\$77
URS8	308	\$77

Index

Model No.	Page	List Price	Model No.	Page	List Price
VB2	156,163	\$764	WS1836Z	285	\$140
VB5	156,163	\$1480	WS1842Z	285	\$160
VBBF	155,162	\$897	WS1848Z	285	\$169
VBCZ	156,164	\$2972	WS2430Z	285	\$160
VBQ2	156,163,166	\$718	WS2436Z	285	\$163
VCC1	201,264	\$1178	WS2442Z	285	\$195
VCC2	201,264	\$1757	WS2448Z	285	\$203
VCC3	201,264	\$2283	WS3030Z	285	\$187
VCCL	201,264	\$62	WS3036Z	285	\$195
VCCM	201,264	\$1202	WS3042Z	285	\$222
VCCMT	201,264	\$1444	WS3048Z	285	\$241
VCCS	201,264	\$520	WS3636Z	285	\$233
VCG	155,162	\$1921	WS3642Z	285	\$255
VCL1	201,264	\$1045	WS3648Z	285	\$267
VCL2	201,264	\$1671	WSA219390	285	\$95
VCL3	201,264	\$2177	WSA219391	285	\$146
VCLL	201,264	\$62	WSA219392	285	\$160
VFF	155,166	\$870	WSA219393	285	\$169
VHC	155,162,166,167	\$2749	WSD1224Z	285	\$146
VLC	156,163,166,167	\$1856	WSD1236Z	285	\$160
VLCG	156,163	\$1856	WSD1242Z	285	\$173
VLCW	156,163	\$1856	WSD1248Z	285	\$209
VLf	154,162,166,167	\$1573	WSD1530Z	285	\$205
VSC10A	202,263	\$1310	WSD1536Z	285	\$260
VSC10AF10	202,263	\$1772	WSD1542Z	285	\$271
VSC10AF2	202,263	\$1520	WSD1548Z	285	\$286
VSC10AF3	202,263	\$1552	WSD1830Z	285	\$215
VSC10AF4	202,263	\$1583	WSD1836Z	285	\$269
VSC10AF5	202,263	\$1615	WSD1842Z	285	\$277
VSC10AF6	202,263	\$1646	WSD1848Z	285	\$295
VSC10AF7	202,263	\$1678	WSD2430Z	285	\$237
VSC10AF8	202,263	\$1709	WSD2436Z	285	\$290
VSC10AF9	202,263	\$1741	WSD2442Z	285	\$300
VSC10AFX	202,263	\$1674	WSD2448Z	285	\$313
VSC11A	202,263	\$1310	WSD3030Z	285	\$258
VSC11AF10	202,263	\$1772	WSD3036Z	285	\$311
VSC11AF2	202,263	\$1520	WSD3042Z	285	\$323
VSC11AF3	202,263	\$1552	WSD3048Z	285	\$336
VSC11AF4	202,263	\$1583	WSD3636Z	285	\$377
VSC11AF5	202,263	\$1615	WSD3642Z	285	\$393
VSC11AF6	202,263	\$1646	WSD3648Z	285	\$405
VSC11AF7	202,263	\$1678	X1886L	292	\$147
VSC11AF8	202,263	\$1709	X1886T	292	\$201
VSC11AF9	202,263	\$1741	X18DV5	293	\$93
VSC11AFX	202,263	\$1674	X18SR	293	\$16
VSC12A	202,263	\$1310	X3686L	292	\$262
VSC13	202,263	\$705	X3686T	292	\$322
VSC2A	202,263	\$1310	X36SR	293	\$16
VSC3A	202,263	\$1310			
VSC5A	202,263	\$1310			
VSC7A	202,263	\$1310			
VSC9	202,263	\$705			
VSCA	202,263	\$1310			
VWRD	155,162,166,167	\$1728			
WS1224Z	285	\$119			
WS1236Z	285	\$130			
WS1242Z	285	\$155			
WS1248Z	285	\$163			
WS1530Z	285	\$119			
WS1536Z	285	\$130			
WS1542Z	285	\$155			
WS1548Z	285	\$163			
WS1830Z	285	\$128			

QUICK-SHIP

QUICK-SHIP Program:

- Mayline offers hundreds of standard items on our 72-hour Quick-Ship lead time (refer to Mayline's Quick-Ship Catalog).
- All orders qualifying will ship within 72 hours unless otherwise stated on the order.
- Send Quick-Ship orders to orderdesk@mayline.com.
- Contact our Customer Care team at 800-822-8037 with any questions.

FAST Freight

FAST Freight Delivery Program:

- Products inventoried at our distribution centers can ship even faster.
- Must state 'FAST Freight' on PO / order.
 - If order placed by 9am CST, product will ship same day.
 - If order placed after 9am CST, product will ship the next day.
- Non-LTL FAST Freight orders will ship via small parcel.
- Mayline approved LTL carriers apply (non-Mayline designated carriers are excluded from this program).
- Normal transit times will apply unless otherwise requested.
- FAST Freight order fulfillment subject to inventory availability.
- Cancellations on FAST Freight orders will not be accepted.

LIMITED LIFETIME WARRANTY – Effective January 1, 2015 (Updated August 2016)

Mayline® promises to repair or replace any Mayline brand product or component that is defective in material or workmanship for as long as the original purchaser owns it. This is the sole and exclusive remedy. This warranty is subject to limitations, exclusions and other provisions as detailed below.

Limitations involving materials and components:

The materials and components listed below are covered according to the following schedule from the date of sale:

Ten Years: Seating controls, cylinders, and wood seating components.

Five Years: All e5 product line, all Fabric and leather seating upholstery, seating foam, seating armrests, chrome seating components, veneer finishes, and any shelving, cabinets, or mobile systems and components that are either moving parts, or controls and guides that are in contact with moving parts.

Three Years: 4-Post wire shelving and wire components, electrical components, and casters.

ML-Series, E-Series, LT-Series and RGE-Series Height Adjustable Tables:

5 Years on motor: 10 Years on all parts.

XR-Series Height-Adjustable Tables:

7 Years on motor: 10 Years on all parts.

Exclusions:

This warranty does not apply to:

- Normal wear and tear, from standard use over the course of ownership.
- Damage caused by the carrier in-transit, which will be handled under Mayline's Freight Damage policy.
- Modifications or attachments to the product that are not approved by Mayline.
- Products that were not installed, used or maintained in accordance with product instructions and warnings.
- Products used for rental purposes.
- COM fabric is not covered under this warranty.
- Abuse, misuse of product, or accidents.

Seating Usage:

Normal commercial usage for seating is to be defined as the equivalent of a single shift within a 40-hour workweek. To the extent that a seating product is used in a manner exceeding this, the applicable warranty period will be reduced in a pro-rata manner (*excluding Model 2424AG which is warranted for multiple shifts*).

The Event Series:

Mayline will warrant the materials and components of The Event Series products for a period of five years. This warranty does not apply to normal wear and tear, damage caused by the carrier in-transit, modifications or attachments to the product or where the product is not installed properly. This product must be used or maintained in accordance to the instructions. See specific product labels for maximum weight load capacities. These limits are based on the weight being evenly distributed, allowing for ¼" deflection. This warranty does not cover any products used for rental purposes.

Note: *Some natural variations occurring in wood or leather materials are inherent in their character, and cannot be avoided. Mayline does not warrant the color-fastness or matching of colors, grains, or textures of such materials.*

TO THE EXTENT ALLOWED BY LAW, MAYLINE MAKES NO OTHER WARRANTY, EITHER EXPRESSED OR IMPLIED. MAYLINE WILL NOT BE LIABLE FOR ANY CONSEQUENTIAL OR INCIDENTAL DAMAGES.



MAYLINE®

www.mayline.com

CORPORATE LOCATION

MAYLINE
619 N. COMMERCE STREET
PO BOX 728
SHEBOYGAN, WI 53082-0728
CUSTOMER SERVICE 800-822-8037
920-457-7388 (FAX)
customerservice@mayline.com

TO PLACE ORDERS:

MAYLINE
ATTN: ORDER DESK
PO BOX 728
SHEBOYGAN, WI 53082-0728
800-822-8037
920-457-7388 (FAX)
orderdesk@mayline.com

DISTRIBUTION CENTERS

ARKANSAS
824 NORTH PALM STREET
NORTH LITTLE ROCK, AR 72114
800-480-3123

CALIFORNIA
14605 INNOVATION DR.
RIVERSIDE, CA 92518
951-653-4124

VIRGINIA
12400 WILLIAM A GWALTNEY WAY
WINDSOR, VA 23487
757-242-6455

SHOWROOM LOCATIONS

CHICAGO
MERCHANDISE MART, SUITE 1147
CHICAGO, IL 60654
847-952-1213

CHICAGO
MERCHANDISE MART, SUITE 331
CHICAGO, IL 60654

SHEBOYGAN
619 N. COMMERCE STREET
SHEBOYGAN, WI 53082-0728
800-822-8037